

Synthesis of Novel D-2'-Deoxy-2'-C-difluoromethylene-4'-thiocytidine as a Potential Antitumor Agent

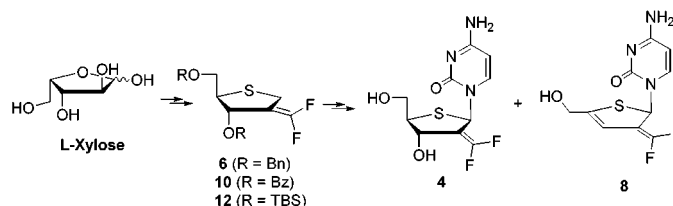
Moo Hong Lim,[†] Hea Ok Kim,[‡] Hyung Ryong Moon,[§] Moon Woo Chun,^{*,†} and Lak Shin Jeong^{*,§}

College of Pharmacy and Division of Chemistry and Molecular Engineering, Seoul National University, Seoul 151-742, Korea, and Laboratory of Medicinal Chemistry, College of Pharmacy, Ewha Womans University, Seoul 120-750, Korea

lakjeong@mm.ewha.ac.kr

Received November 23, 2001

ABSTRACT



2'-Deoxy-2'-C-difluoromethylene-4'-thiocytidine (**4**) as a potential antitumor agent was synthesized starting from L-xylose via 2-deoxy-2-C-difluoromethylene-4-thiosugar as a key intermediate. An elimination product, **8**, was always formed as the major product during removal of the protecting groups under acidic or basic conditions. However, utilizing neutral reaction conditions to remove the protecting groups afforded the desired product **4** exclusively.

Promising biological activities such as antiviral and antitumor are generally exhibited by 2'-modified nucleosides, among which 2'-difluoro-modified gemcitabine (**1**)¹ exhibits potent antitumor activity and is being clinically used for the treatment of various solid tumors. Recently, on the basis of the antitumor activity of **1**, Yoshimura and co-workers synthesized two of its corresponding 4'-thio analogues **2** and **3** of which the former was found to be potent against human T-cell leukemia CCRF-HSB-2 cells² and the latter much more potent than compound **2** and 1- β -D-arabinofuranosyl cytosine (ara-C) in the same cells.²

Therefore, on the basis of the bioisosteric rationale, it was of interest to design and synthesize compound **4** (Figure 1),

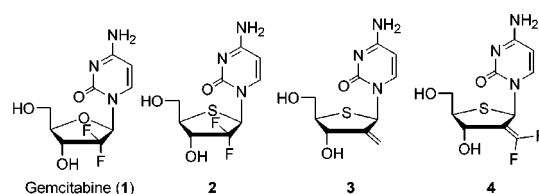


Figure 1. Rationale for the design of the target nucleoside **4**.

which combines the characteristics of compounds **2** and **3**, and evaluate its antitumor activity. During preparation of our target compound **4** (2'-C-difluoromethylene), especially during removal of the protecting groups, we have encountered the occurrence of unique chemistry in its sugar moiety in sharp contrast to the preparation of **3** (2'-C-methylene).³

[†] College of Pharmacy.

[‡] Division of Chemistry and Molecular Engineering.

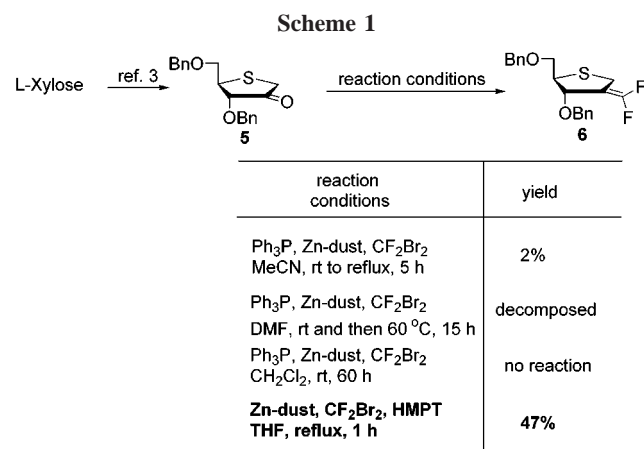
[§] Laboratory of Medicinal Chemistry.

(1) (a) Hertel, L. W.; Kroin, J. S.; Misner, J. W.; Tustin, J. M. *J. Org. Chem.* **1988**, *53*, 2406. (b) Hertel, L. W.; Boder, G. B.; Kroin, J. S.; Rinzel, S. M.; Poore, G. A.; Todd, G. C.; Grindey, G. B. *Cancer Res.* **1990**, *50*, 4417.

(2) (a) Yoshimura, Y.; Kitano, K.; Satoh, H.; Watanabe, M.; Miura, S.; Sakata, S.; Sasaki, T.; Matsuda, A. *J. Org. Chem.* **1996**, *61*, 822. (b) Yoshimura, Y.; Kitano, K.; Yamada, K.; Satoh, H.; Watanabe, M.; Miura, S.; Sakata, S.; Sasaki, T.; Matsuda, A. *J. Org. Chem.* **1997**, *62*, 3140.

Herein, we report the synthesis of a novel D-2'-deoxy-2'-C-difluoromethylene-4'-thiocytidine and its related chemistry combined with biological activity.

Our strategy toward the target nucleoside **4** involved preparation of a glycosyl donor, 2-deoxy-2-C-difluoromethylene-4'-thiosugar, and then condensation with silylated cytosine. The key step for the synthesis of the glycosyl donor **6** (Scheme 1) was to introduce the difluoromethylene group



at the C2 position. Thus, L-xylose was converted to the known ketone **5**³ according to an efficient procedure developed in our laboratory. Initial attempts to synthesize the difluoromethylene compound **6** from ketone **5**, utilizing dibromodifluoromethane/Zn-dust/triphenylphosphine in various solvents such as CH₃CN, DMF, or CH₂Cl₂ either failed to produce the desired compound **6** or resulted in disappointing yields (2%).⁴ However, using HMPT⁵ instead of triphenylphosphine under refluxing conditions gave the key intermediate **6** in 47% yield.

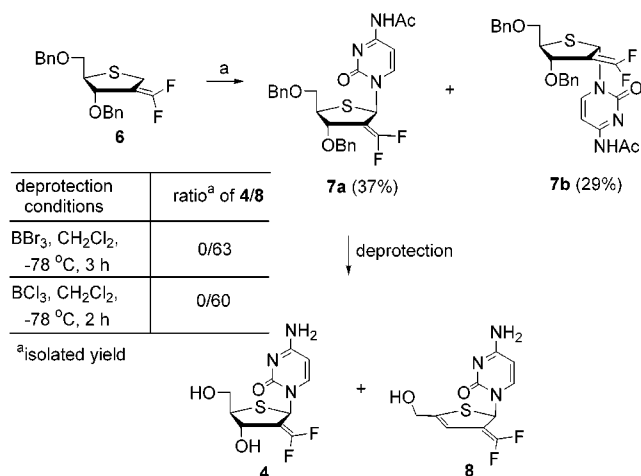
The key intermediate **6** obtained was oxidized to the sulfoxide, which was condensed with silylated *N*⁴-acetylcytosine to give the protected nucleosides **7a** and **7b** (Scheme 2). The anomeric configurations of **7a** and **7b** were readily assigned by 2D NOESY experiments. Treatment of **7a** with boron tribromide in methylene chloride followed by quenching with methanol did not give the desired nucleoside **4** but afforded the elimination product **8** exclusively. Employing boron trichloride in methylene chloride followed by quenching with methanol also gave the same result. Since this phenomenon never occurred in the case of 2'-deoxy-2'-C-methylene-4'-thiocytidine,³ it is believed that strong electronegative difluoro substituents played a major role in forming the elimination product under strongly acidic conditions.

(3) Jeong, L. S.; Moon, H. R.; Choi, Y. J.; Chun, M. W.; Kim, H. O. *J. Org. Chem.* **1998**, *63*, 4821.

(4) (a) Hayashi, S.-I.; Nakai, T.; Ishikawa, N.; Burton, D. J.; Nae, D. G.; Kesling, H. S. *Chem. Lett.* **1979**, 983. (b) Burton, D. J.; Kesling, H. S.; Nae, D. G. *J. Fluorine Chem.* **1981**, *18*, 293. (c) Burton, D. J.; Yang, Z.-Y.; Qiu, W. *Chem. Rev.* **1996**, *96*, 1641.

(5) (a) Motherwell, W. B.; Tozer, M. J.; Ross, B. C. *Chem. Commun.* **1989**, 1437. (b) Houlton, J. S.; Motherwell, W. B.; Ross, B. C.; Tozer, M. J.; Williams, D. J.; Slawin, A. M. Z. *Tetrahedron* **1993**, *49*, 8087.

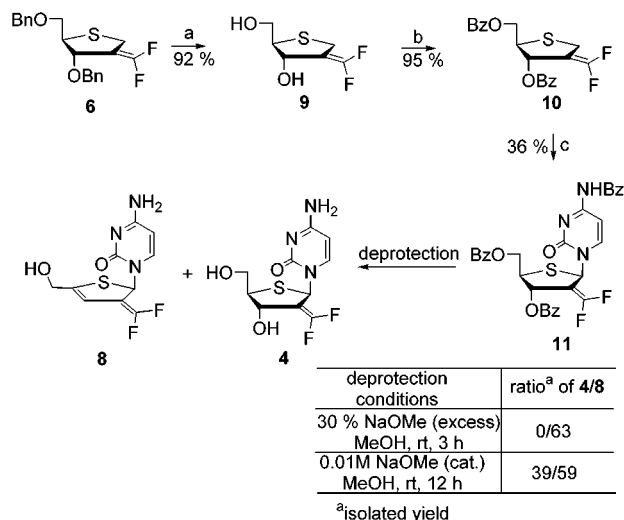
Scheme 2^a



^a Reagents: (a) i. *m*CPBA, CH₂Cl₂, -78 °C; ii. silylated *N*⁴-acetylcytosine, TMSOTf, ClCH₂CH₂Cl, 0–50 °C, 1 h.

To avoid the formation of the elimination product **8** obtained under acidic conditions, we decided to change the protecting group to a benzoyl group (Scheme 3). Treatment

Scheme 3^a



^a Reagents (a) BBr₃, CH₂Cl₂, -78 °C, 3 h; (b) BzCl, pyridine, rt, 1 h; (c) i. *m*CPBA, CH₂Cl₂, -78 °C; ii. silylated *N*⁴-benzoyl cytosine, TMSOTf, ClCH₂CH₂Cl, 0–50 °C, 1 h.

of **6** with boron tribromide at -78 °C gave only the diol **9** in 92% yield. Unlike the case of **7a**, the elimination product was not detected, probably due to the absence of an electron-withdrawing nucleobase. The diol **9** was reacted with benzoyl chloride in pyridine to give dibenzoate **10**, which was converted to the protected nucleoside **11** according to a procedure similar to that used in Scheme 2. However, it is interesting to note that condensation with dibenzoate **10** only afforded the β-isomer **11**, unlike condensation with the

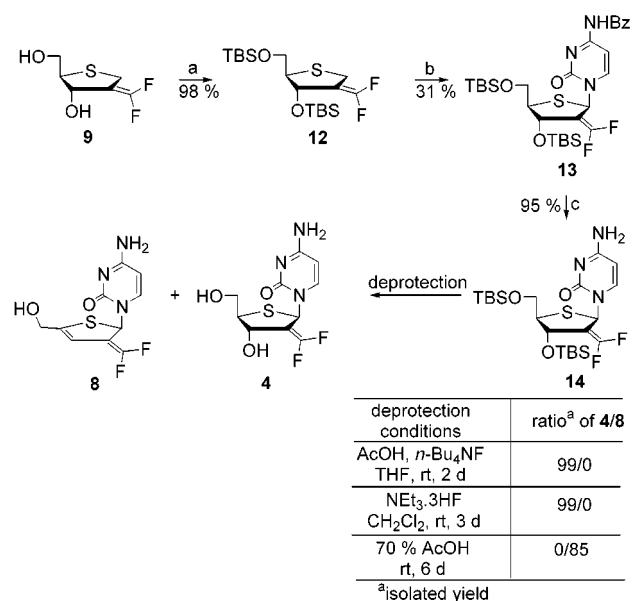
dibenzyl derivative **6**. It is likely that these results are related to the stability of condensation products; the α -isomer might be thermodynamically unstable under the reaction conditions, presumably due to the electron-withdrawing benzoyl groups. To remove the benzoyl protecting groups of **11**, we first used more than 3 equiv of sodium methoxide, in which only elimination product **8** was produced in 63% yield after silica gel column chromatography. However, using a catalytic amount of diluted 0.01 M sodium methoxide gave the desired nucleoside **4**, but elimination product **8** was still obtained as a major product. As removal of the protecting groups under basic conditions failed to give the desired nucleoside **4** as a major product, we decided to remove the protecting groups under neutral or almost neutral conditions (Scheme 4).

The diol **9** was converted to *tert*-butyldimethylsilyl (TBS) protected sugar **12**. After *m*CPBA oxidation of **12**, the resulting sulfoxide was condensed with *N*⁴-benzoylcytosine to give **13** (31%) as the main product as in the case of dibenzoate sugar **10**. Treatment of **13** with sodium methoxide gave **14** in 95% yield without forming any elimination product. Since *n*-tetrabutylammonium fluoride as desilylating agent was too basic, we used the neutralized (acetic acid treated) desilylating agent for the removal of the TBS groups in **14**, resulting in the exclusive formation of the desired nucleoside **4** in 99% yield. Similarly, using neutral triethylamine-trihydrofluoride⁶ as desilylating agent also produced the same results. However, use of a weak acid, 70% acetic acid, as desilylating agent yielded the elimination product **8** as the main product (85%).

The final nucleosides **4** and **8** were tested against solid tumor cell lines such as lung cancer (A549) and colon cancer (Col2), but they did not exhibit any cytotoxicity in this system. Biological evaluation against leukemia cells is in progress in our laboratory and it will be reported elsewhere.

In summary, on the basis of the bioisosteric rationale we have synthesized a novel 2'-deoxy-2'-*C*-difluoromethylene-4'-thiocytidine (**4**) along with the unexpected elimination product **8** and evaluated their cytotoxicity against tumor cell

Scheme 4^a



^a Reagents: (a) TBSOTf, NEt₃, CH₂Cl₂, 0 °C, 30 min; (b) i. *m*CPBA, CH₂Cl₂, -78 °C; ii. silylated *N*⁴-benzoylcytosine, TMSOTf, CICH₂CH₂Cl, 0–50 °C, 1 h; (c) 30% NaOMe, MeOH, rt, 3 h.

lines. These studies not only helped generate novel 2'-modified nucleosides for biological evaluation but also show useful pointers for designing potential anticancer agents.

Acknowledgment. This work was supported by a grant from the Korea Health R & D Project, Ministry of Health & Welfare, Korea (HMP-00-CH15-0014). The authors thank Dr. Satyam Nampalli (Amersham Pharmacia Biotech) for his help in preparing the manuscript.

Supporting Information Available: Complete experimental procedures and characterization data. This material is available free of charge via the Internet at <http://pubs.acs.org>.

OL017112V

(6) Pirrung, M. C.; Shuey, S. W.; Lever, D. C.; Fallon, L. *Bioorg. Med. Chem. Lett.* **1994**, *4*, 1345.