



Cite this: *Chem. Commun.*, 2018, 54, 12266

Received 28th September 2018,
Accepted 5th October 2018

DOI: 10.1039/c8cc07764a

rsc.li/chemcomm

Regioselective copper-catalyzed aminoborylation of styrenes with bis(pinacolato)diboron and diazo compounds†

Jingfeng Huo,^a Yazhen Xue^a and Jianbo Wang^{ab} 

A Cu(I)-catalyzed aminoborylation reaction of styrenes is reported. In this transformation, diazo compounds are used as the electrophilic amination agent. The *in situ* generated benzylcopper species is trapped by the electrophilic nitrogen terminus of the diazo substrate to afford borylated hydrazones in a regioselective manner.

Organoboron acids and their derivatives are versatile intermediates in organic synthesis, especially for transition-metal-catalyzed or transition-metal-free cross-coupling reactions and other functional-group transformations.¹ Among the various methods towards organoboron compounds, transition-metal-catalyzed borylative difunctionalization of alkenes has been recognized as valuable transformations, because both C–B and C–C or C–X bonds can be formed in a single synthetic operation.² Of these, Cu-catalyzed aminoborylation of alkenes is particularly attractive because the ubiquity of amino groups in the various valuable compounds such as natural products and pharmaceuticals. Thus, the aminoborylation products can serve as highly useful building blocks in synthetic organic chemistry.³ In 2013, Miura, Hirano and co-workers reported a Cu(I)-catalyzed aminoborylation of styrenes, in which a benzoyl hydroxylamine was used as the umpolung electrophilic amination agent and bis(pinacolato)diboron (B₂pin₂) was used as nucleophilic boryl source.⁴ Since this seminal report, aminoborylation of various olefins, including unactivated terminal alkenes, methylenecyclopropanes, cyclopropenes, vinylsilanes, alkenylboronates and bicyclic alkenes, have developed based on similar strategy.⁵ However, to the best of our knowledge, hydroxylamine derivatives have served as the electrophilic amination agent in all these cases. To further expand this chemistry,

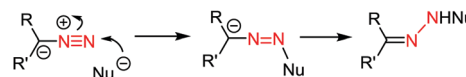
we have conceived it is desirable to search for alternative electrophilic amination agents in this type of transformation (Scheme 1).

On the other hand, diazo compounds have attracted great attention because of their diverse reactivities.⁶ Typically, diazo compounds serve as metal carbene precursors in various transformations, such as cyclopropanation, insertion, ylide formation and cross-coupling reactions. In addition to these mainstream transformations in which the diazo compounds are nucleophilic substrates, the diazo compounds can also participate in the reactions as electrophiles. A classic example is the Japp–Klingemann reaction for the synthesis of hydrazones from β-ketoesters or acids.⁷ More recently, Takamura and co-workers reported the direct nucleophilic addition of organolithium reagents and Grignard reagents to the terminal nitrogen of α-diazoesters.⁸ In a catalytic asymmetric C–N bond formation reaction, Feng and co-workers utilized the electrophilic capability of α-diazoesters for the α-hydrazonation of ketones.⁹ Zhao developed a regioselective ^tBuLi-promoted method for the intermolecular nucleophilic addition of arenes to diazo compounds.¹⁰

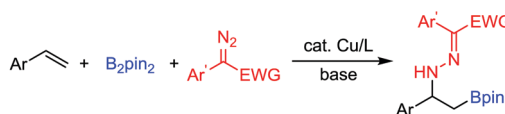
(a) Cu(I)-catalyzed aminoborylation of alkenes (refs. 4,5)



(b) Diazo compounds act as electrophiles



(c) Diazo compounds in Cu(I)-catalyzed aminoborylation of alkenes



Scheme 1 Cu(I)-catalyzed aminoborylation of alkenes and the transformations of diazo compounds as electrophiles.

^a Beijing National Laboratory of Molecular Sciences (BNLMS), Key Laboratory of Bioorganic Chemistry and Molecular Engineering of Ministry of Education, College of Chemistry, Peking University, Beijing 100871, China.

E-mail: wangjb@pku.edu.cn

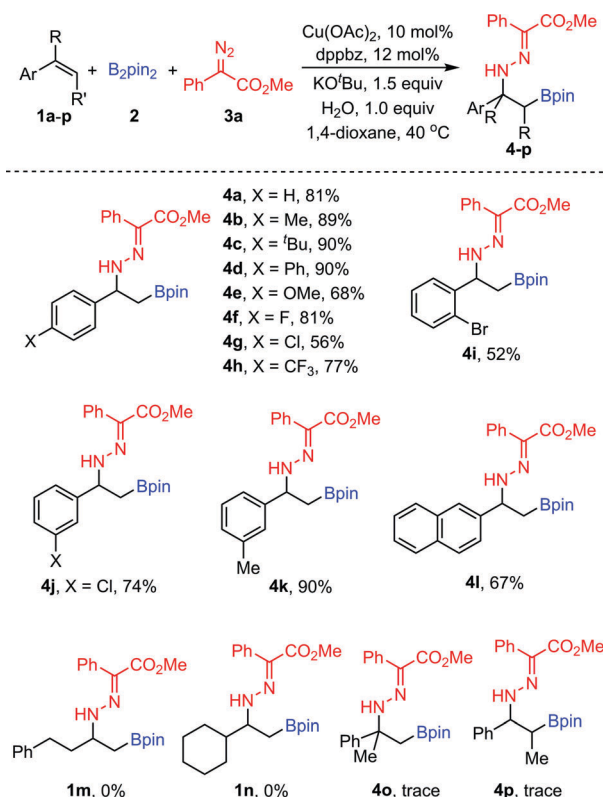
^b The State Key Laboratory of Organometallic Chemistry, Shanghai Institute of Organic Chemistry, Chinese Academy of Sciences, Shanghai 200032, China

† Electronic supplementary information (ESI) available: Experimental details, characterization data. See DOI: 10.1039/c8cc07764a

Cui and co-workers reported a Fe-catalyzed hydroamination of olefin with diazo compounds for the synthesis of hydrazone.¹¹ As a continuation of our efforts in the development of transformations of diazo compound, herein we report a Cu(I)-catalyzed aminoborylation of styrenes using bis(pinacolato)diboron (B_2pin_2) as the nucleophilic boryl source and diazo compounds as the electrophilic amination agents. The reaction is under mild conditions and is highly regioselective, affording various borylated hydrazone products.

We began the optimization studies with 1-methyl-4-vinylbenzene **1a**, bis(pinacolato)diboron (pinB-Bpin) **2**, and methyl α -diazophenylacetate **3a** as the model substrates. Initially, the aminoborylation reaction was conducted in the presence of $Cu(MeCN)_4PF_6$ /dppe catalytic system using NaO^tBu as base in THF at 80 °C. The desired product **4a** was formed in only 18% yield. Study of the effect of base indicated that the counterions of the *tert*-butoxide bases had significant influence on the reaction, and the use of KO^tBu increased the yield to 42% (entries 1–3). Further examination of solvent effects revealed that 1,4-dioxane gave **4a** in highest yield (entries 4–7). The effect of temperature was also investigated. Reducing the reaction temperature from 80 °C to 40 °C led to an increase in the yield (entries 8–9). However, the yield diminished at room temperature (entry 10). Thus, the reaction at 40 °C offered the optimal result. The desired product **4a** could be obtained in 66% yield in 1,4-dioxane at 40 °C when using KO^tBu as the base (Table 1).

Although Cu(I) is likely the active form of the catalyst, Cu(II) complexes may be used as pre-catalyst because they can be reduced by the diazo substrates. Therefore, Cu(II) complexes



Scheme 2 Scope of the styrenes. Reaction conditions: **1** (0.1 mmol), **2** (0.15 mmol), **3a** (0.15 mmol), $Cu(OAc)_2$ (10 mol%), dppbz (12 mol%), KO^tBu (1.5 equiv.), H_2O (1.0 equiv.) in 1,4-dioxane (1 mL) at 40 °C for 3 h, under nitrogen atmosphere. All the yields refer to the isolated products.

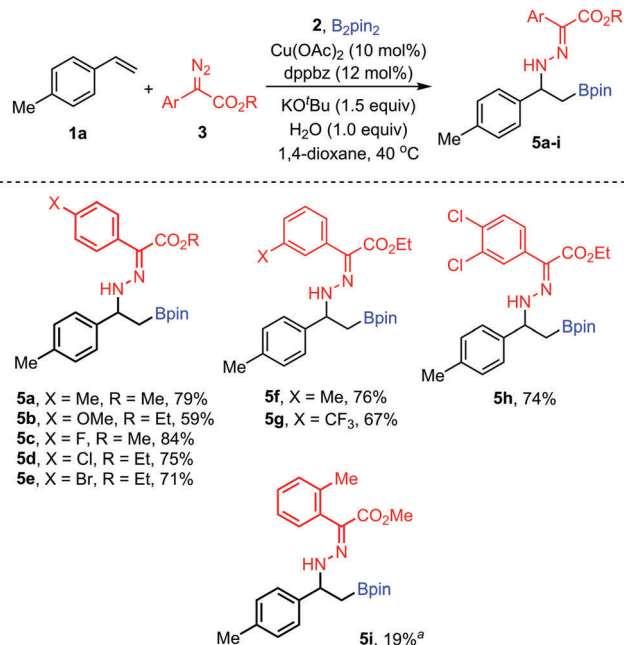
Table 1 Optimization of the reaction condition^a

Entry	[Cu]	Ligand	Base	Solvent	<i>T</i> (°C) Yield ^b (%)
1	$Cu(MeCN)_4PF_6$	dppe	NaO^tBu	THF	80 18
2	$Cu(MeCN)_4PF_6$	dppe	LiO^tBu	THF	80 11
3	$Cu(MeCN)_4PF_6$	dppe	KO^tBu	THF	80 42
4	$Cu(MeCN)_4PF_6$	dppe	NaO^tBu	Toluene	80 32
5	$Cu(MeCN)_4PF_6$	dppe	NaO^tBu	Dioxane	80 43
6	$Cu(MeCN)_4PF_6$	dppe	NaO^tBu	MeCN	80 2
7	$Cu(MeCN)_4PF_6$	dppe	NaO^tBu	DCE	80 30
8	$Cu(MeCN)_4PF_6$	dppe	NaO^tBu	THF	60 31
9	$Cu(MeCN)_4PF_6$	dppe	NaO^tBu	THF	40 39
10	$Cu(MeCN)_4PF_6$	dppe	NaO^tBu	THF	rt 24
11 ^c	$Cu(MeCN)_4PF_6$	dppe	KO^tBu	Dioxane	40 66
12 ^c	$CuCl_2$	dppe	KO^tBu	Dioxane	40 58
13 ^c	$Cu(OAc)_2$	dppe	KO^tBu	Dioxane	40 74
14 ^c	$Cu(OAc)_2$	dppf	KO^tBu	Dioxane	40 23
15 ^c	$Cu(OAc)_2$	Xantphos	KO^tBu	Dioxane	40 40
16 ^c	$Cu(OAc)_2$	dppbz	KO^tBu	Dioxane	40 82
17 ^{c,d}	$Cu(OAc)_2$	dppbz	KO^tBu	Dioxane	40 90

^a Reaction conditions: **1a** (0.1 mmol), **2** (0.15 mmol), **3a** (0.15 mmol), catalyst (10 mol%), ligand (12 mol%), base (1.5 equiv.) and 1,4-dioxane (1 mL) under nitrogen at 40 °C for 10 h. ^b Determined by ¹H NMR analysis using nitromethane as the internal standard. ^c Reaction time was 3 h. ^d H_2O (1.0 equiv.) was added.

were next examined in combination with the dppe ligand. While $CuCl_2$ impaired the reaction outcomes (entry 12), higher yield was observed with $Cu(OAc)_2$ as the catalyst (entry 13). With $Cu(OAc)_2$ some typical bidentate ligands were further screened (entries 14–16). The reaction with dppbz as the ligand afforded **4a** in high yield of 82% (entry 16). Finally, we reasoned that introduction of proton source to the reaction could be beneficial, and we thus carried out the reaction by adding one equivalent of H_2O . The yield of the reaction was indeed improved to 90% (entry 17).

With the optimized conditions in hand, we then investigated the scope of the styrenes using **3a** as the electrophilic nitrogen source. A variety of styrenes bearing different substituents on the aromatic rings was reacted smoothly, affording the corresponding borylated hydrazones in moderate to good yields (Scheme 2, **4a–l**). Both electron-withdrawing groups and electron-donating groups at the *para*-position of styrenes have little influence on the reactions (Scheme 2, **4b–h**). Substituents at the *ortho*- or *meta*-position of styrenes were also tolerated under the optimized reaction conditions (Scheme 2, **4i–k**). The naphthyl substituted substrate also worked in this reaction, giving the product **4l** in 67% yield. However, α -olefins such as 4-phenyl-1-butene **1m** and cyclohexylethene **1n** did not yield the corresponding products under identical conditions. The reaction of sterically hindered α -methylstyrene **1o** and *trans*- β -methylstyrene **1p** produced the aminoborylation products in only trace yield.

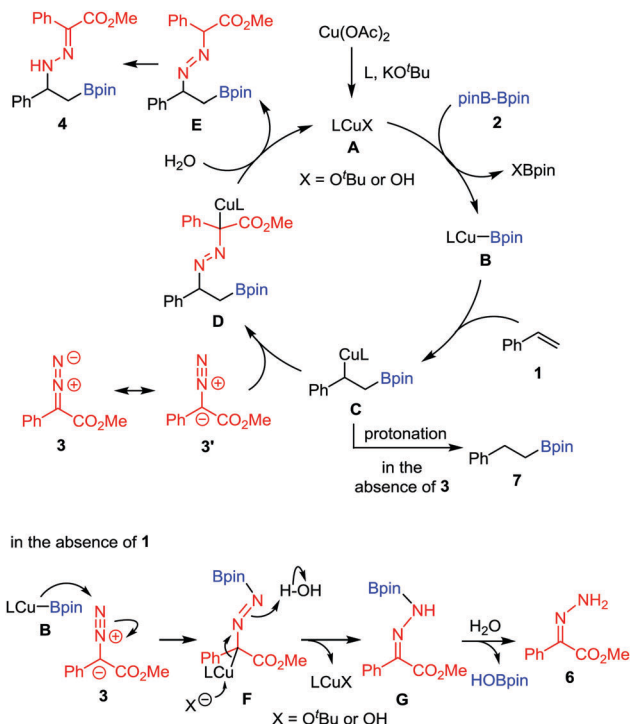


Scheme 3 Scope of the diazo compounds. Reaction conditions: **1** (0.1 mmol), **2** (0.15 mmol), **3a** (0.15 mmol), Cu(OAc)₂ (10 mol%), dppbz (12 mol%), KO^tBu (1.5 equiv.), H₂O (1.0 equiv.) in 1,4-dioxane (1 mL) at 40 °C for 3 h, nitrogen. All the yields refer to the isolated products. ^aYield determined by ¹H NMR analysis using nitromethane as the internal standard.

Next, we explored the reaction scope with various diazo compounds. Methyl-substituted aryl diazoesters at *para*-position and *meta*-position proceeded well to give similar yields (Scheme 3, **5a** and **5f**). However, the reaction with *ortho*-substituted aryl diazoesters only afforded the product in low yield (Scheme 3, **5i**). Importantly, both electron-donating and electron-withdrawing substrates could provide satisfactory results. Moreover, halogen-substituted aryl diazoesters with *p*-F, *p*-Br, *p*-Cl and *m*,*p*-Cl₂ substituents also provided excellent yields (Scheme 3, **5c–h**).

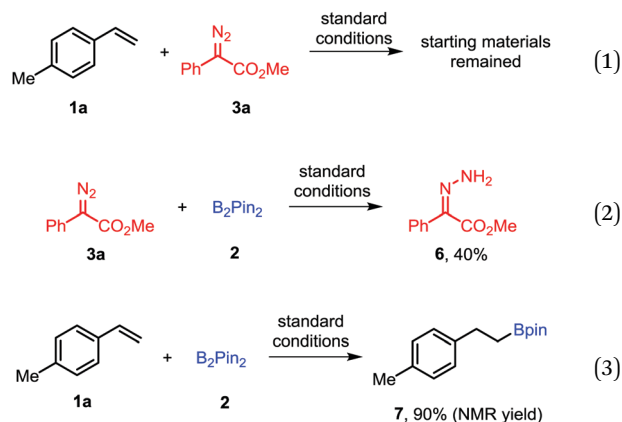
To gain insights into the reaction mechanism, we performed the following control experiments. Firstly, when the reaction was conducted in the absence of B₂pin₂, 4-methylstyrene **1a** and methyl α -diazophenylacetate **3a** remained completely unchanged (eqn (1)). Next, in the absence of 4-methylstyrene **1a**, α -diazophenylacetate **3a** was converted to hydrazone **6** under the standard conditions, and no other products could be observed except the recovery of unreacted **3a** (eqn (2)). Finally, reaction of 4-methylstyrene **1a** and B₂pin₂ in the absence of diazo substrate afforded the hydroborative product **7** in 90% yield (eqn (3)).

Based on the results of the control experiments, and also according to our understanding of diazo chemistry and the literature precedents, a plausible mechanism was proposed as shown in Scheme 4. In the presence of ligand and LiO^tBu, Cu(OAc)₂ is initially reduced, generating the active catalyst Cu(I) species **A**.¹² **A** undergoes transmetalation with B₂pin₂ to give borylcopper(I) species **B**. *syn*-Addition of **B** to the styrene affords benzylcopper species **C**, which reacts as a nucleophile trapped by nitrogen electrophile such as diazo compounds to afford intermediate **D**. Protonation of **D** by H₂O followed by



Scheme 4 The proposed reaction mechanism.

rapid isomerization of **E** furnishes the borylated hydrazone products. In the absence of styrene **1**, the diazo ester **3** is reduced to hydrazone **6** (eqn (2)) through intermediates **F** and **G**. In striking contrast to this, in the absence of diazo substrate **3** the intermediate **C** will be protonated to give hydroborative product **7** (eqn (3)).



In summary, we have developed a copper-catalyzed regio-selective aminoborylation of styrenes. In contrast to previous aminoborylation of alkenes, this reaction utilizes diazo compounds as the electrophilic amination agent, producing diverse borylated hydrazones which are difficult to access by other means. This protocol features mild reaction conditions and a broad range of functional groups are tolerated. Further extensions of this work, including the *in situ* transformation of the aminoborylation products, and asymmetric version of the reaction are currently underway in our laboratory.

The project is supported by 973 Program (No. 2015CB856600) and NSFC (Grant 21332002).

Conflicts of interest

There are no conflicts to declare.

Notes and references

- For reviews, see: (a) N. Miyaoura and A. Suzuki, *Chem. Rev.*, 1995, **95**, 2457; (b) T. Hayashi and K. Yamasaki, *Chem. Rev.*, 2003, **103**, 2829; (c) N. Miyaoura, *Bull. Chem. Soc. Jpn.*, 2008, **81**, 1535.
- For selected reviews, see: (a) Y. Shimizu and M. Kanai, *Tetrahedron Lett.*, 2014, **55**, 3727; (b) K. Semba, T. Fujihara, J. Terao and Y. Tsuji, *Tetrahedron*, 2015, **71**, 2183; (c) E. C. Neeve, S. J. Geier, I. A. I. Mkhaliid, S. A. Westcott and T. B. Marder, *Chem. Rev.*, 2016, **116**, 9091; (d) D. Hemming, R. Fritzemeier, S. A. Westcott, W. L. Santos and P. G. Steel, *Chem. Soc. Rev.*, 2018, **47**, 7477.
- (a) R. Hili and A. K. Yudin, *Nat. Chem. Biol.*, 2006, **2**, 284; (b) *Amino Group Chemistry: From Synthesis to the Life Sciences*, ed. A. Ricci, Wiley-VCH, Weinheim, Germany, 2007; (c) P. Majumdar, A. Pati, M. Patra, R. K. Behera and A. K. Behera, *Chem. Rev.*, 2014, **114**, 2942.
- N. Matsuda, K. Hirano, T. Satoh and M. Miura, *J. Am. Chem. Soc.*, 2013, **135**, 4934.
- (a) R. Sakae, N. Matsuda, K. Hirano, T. Satoh and M. Miura, *Org. Lett.*, 2014, **16**, 1228; (b) A. Parra, L. Amenós, M. Guisán-Ceinos, A. López, J. L. G. Ruano and M. Tortosa, *J. Am. Chem. Soc.*, 2014, **136**, 15833; (c) R. Sakae, K. Hirano, T. Satoh and M. Miura, *Angew. Chem., Int. Ed.*, 2015, **54**, 613; (d) R. Sakae, K. Hirano and M. Miura, *J. Am. Chem. Soc.*, 2015, **137**, 6460; (e) K. Kato, K. Hirano and M. Miura, *Angew. Chem., Int. Ed.*, 2016, **55**, 14400; (f) D. Nishikawa, K. Hirano and M. Miura, *Org. Lett.*, 2016, **18**, 4856; (g) H.-C. Jiang, X.-Y. Tang and M. Shi, *Chem. Commun.*, 2016, **52**, 5273; (h) K. Kato, K. Hirano and M. Miura, *J. Org. Chem.*, 2017, **82**, 10418.
- For selected reviews, see: (a) M. P. Doyle, *Chem. Rev.*, 1986, **86**, 919; (b) A. Padwa and M. D. Weingarten, *Chem. Rev.*, 1996, **96**, 223; (c) H. M. L. Davies and J. R. Manning, *Nature*, 2008, **451**, 417; (d) C.-M. Che, V. K.-Y. Lo, C.-Y. Zhou and J.-S. Huang, *Chem. Soc. Rev.*, 2011, **40**, 1950; (e) X. Guo and W. Hu, *Acc. Chem. Res.*, 2013, **46**, 2427; (f) S. F. Zhu and Q.-L. Zhou, *Acc. Chem. Res.*, 2012, **45**, 1365; (g) Y. Xia, D. Qiu and J. Wang, *Chem. Rev.*, 2017, **117**, 13810.
- F. R. Japp and F. Klingemann, *Liebigs Ann. Chem.*, 1888, **247**, 190.
- (a) E. Yasui, M. Wada and N. Takamura, *Tetrahedron Lett.*, 2006, **47**, 743; (b) E. Yasui, M. Wada and N. Takamura, *Tetrahedron*, 2009, **65**, 461.
- W. Li, X. Liu, X. Hao, X. Hu, Y. Chu, W. Cao, S. Qin, C. Hu, L. Lin and X. Feng, *J. Am. Chem. Soc.*, 2011, **133**, 15268.
- L. Zhang, X.-H. Meng, P. Liu, J. Chen and Y.-L. Zhao, *Eur. J. Org. Chem.*, 2017, 6137.
- J. Zheng, J. Qi and S. Cui, *Org. Lett.*, 2016, **18**, 128.
- A. Boreux, K. Indukuri, F. Gagosz and O. Riant, *ACS Catal.*, 2017, **7**, 8200.