

Article

Solvent-free Pd-catalyzed Heteroaryl-Aryl Coupling via C-H Bond Activation for the Synthesis of Extended Heteroaromatic Conjugated Molecules

Angela Punzi, Maria Annunziata M. Capozzi, Simone Di Noja,
Roberta Ragni, Nicola Zappimbulso, and Gianluca M. Farinola

J. Org. Chem., **Just Accepted Manuscript** • DOI: 10.1021/acs.joc.8b01284 • Publication Date (Web): 23 Jul 2018

Downloaded from <http://pubs.acs.org> on July 23, 2018

Just Accepted

"Just Accepted" manuscripts have been peer-reviewed and accepted for publication. They are posted online prior to technical editing, formatting for publication and author proofing. The American Chemical Society provides "Just Accepted" as a service to the research community to expedite the dissemination of scientific material as soon as possible after acceptance. "Just Accepted" manuscripts appear in full in PDF format accompanied by an HTML abstract. "Just Accepted" manuscripts have been fully peer reviewed, but should not be considered the official version of record. They are citable by the Digital Object Identifier (DOI®). "Just Accepted" is an optional service offered to authors. Therefore, the "Just Accepted" Web site may not include all articles that will be published in the journal. After a manuscript is technically edited and formatted, it will be removed from the "Just Accepted" Web site and published as an ASAP article. Note that technical editing may introduce minor changes to the manuscript text and/or graphics which could affect content, and all legal disclaimers and ethical guidelines that apply to the journal pertain. ACS cannot be held responsible for errors or consequences arising from the use of information contained in these "Just Accepted" manuscripts.



ACS Publications

is published by the American Chemical Society, 1155 Sixteenth Street N.W., Washington, DC 20036

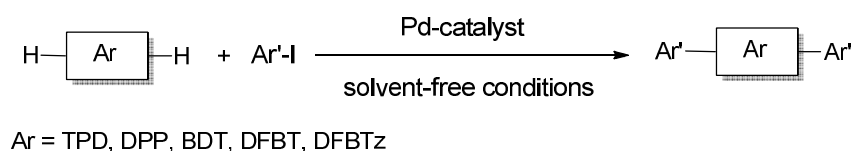
Published by American Chemical Society. Copyright © American Chemical Society. However, no copyright claim is made to original U.S. Government works, or works produced by employees of any Commonwealth realm Crown government in the course of their duties.

Solvent-free Pd-catalyzed Heteroaryl-Aryl Coupling via C–H Bond Activation for the Synthesis of Extended Heteroaromatic Conjugated Molecules.

Angela Punzi, Maria Annunziata M. Capozzi, Simone Di Noja, Roberta Ragni, Nicola Zappimbulso, Gianluca M. Farinola*

Dipartimento di Chimica, Università degli Studi di Bari “Aldo Moro”, Via Orabona 4, 70126 Bari, Italy

Keywords: C-H activation • solvent-free reactions • Pd-catalysis • fluorinated arenes • sulfur heterocycles



ABSTRACT: Direct arylation of thienopyrrolodione, diketopyrrolopyrroles, benzodithiophene derivatives and fluorinated heteroarenes with functionalized aryl iodides is proven in solvent-free and non-anhydrous conditions. The reaction is performed in the presence of air and tolerates several functional groups on both the coupling partners, enabling a convenient synthesis of extended heteroaromatic conjugated molecules.

INTRODUCTION

Palladium-catalyzed direct arylation¹ is a convenient and step-economical route to organic complex molecules, since it can be performed without need of preliminary preparation of air and moisture sensitive, expensive and toxic organometallic reagents. The major drawback in the wide application of direct arylation reaction is still represented by the use of polar and toxic solvents (e.g. *N,N*-dimethylformamide, *N*-methyl-2-pyrrolidone and *N,N*-dimethylacetamide). Recently, direct arylation protocols based on the use of more environmentally friendly solvents have been reported, including dialkyl carbonates,² poly(ethylene glycol)s,^{2b} water^{2b,3} and ionic liquids.⁴ In our recent work, we have also described the use of the choline chloride/urea mixture as an environmentally-friendly and low-cost deep eutectic solvent for thiophene-aryl direct coupling reactions.⁵ The development of fully solvent-free experimental conditions would represent a major improvement, leading to much more convenient protocols for direct arylation. In fact, solvent-free conditions not only avoid the hazards and toxicity associated with some solvents, but can also reduce energy costs due to shorter reaction times and simplification of work-up operations. A very limited number of examples of direct arylation reactions in solvent-free conditions has been reported thus far, mainly limited to the synthesis of specific classes of small molecules⁶ and often requiring anhydrous

and inert reaction conditions.^{6a-c} Bedford first reported the solvent-free direct ortho mono-arylation of aryl carbamates with diaryliodonium salts, using Pd(OAc)₂ as the catalyst.^{6d} Then, Doucet investigated the first solvent-free and Pd catalyzed direct 5-arylation of heteroarenes (thiazoles, thiophenes, furans, and pyrroles) only with electron-poor aryl bromides.^{6b} A metal-free direct arylation of unbiased arenes with diaryliodonium triflates in the absence of solvents and additives was reported by Rodríguez.^{6c} Finally, Punji et al. developed a solvent-free method for C-H bond arylation of (2-pyridinyl)arenes and indoles, which is selective for mono-arylation and tolerates sensitive and structurally diverse functionalities. However, this protocol requires anhydrous conditions, inert atmosphere and the use of a non-commercial Ni-catalyst.^{6a} In the frame of our studies on organometallic methods⁷ and particularly on direct arylation of heterocyclic structures for the synthesis of organic semiconductors,^{5,8} we report herein a general palladium-catalyzed direct arylation protocol that is performed in (i) solvent-free, (ii) non-anhydrous conditions and (iii) in the presence of air, enabling the synthesis of heteroaryl-based conjugated molecules far more complex than those accessible in similar conditions so far according to the literature. In particular, we describe for the first time the double aromatic C–H activation reactions in solvent-free conditions of diverse thiophene-based conjugated cores

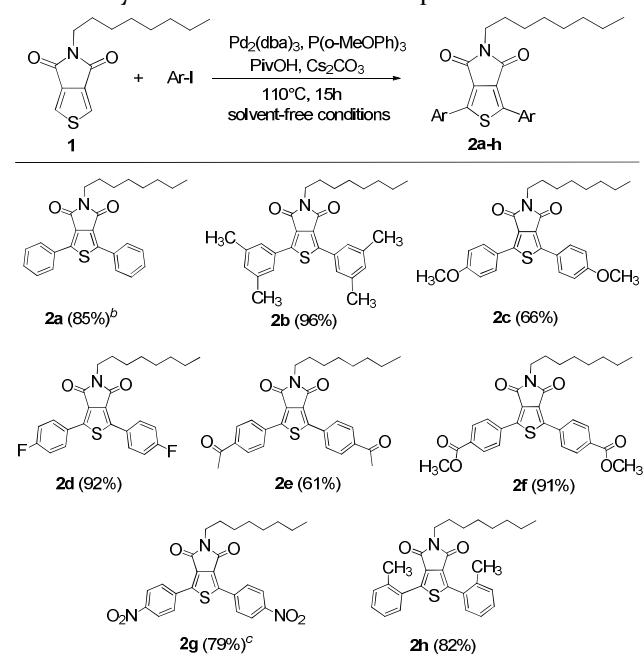
and fluorinated arenes, which are useful building blocks in the preparation of materials for organic electronics.

RESULTS AND DISCUSSION

Direct arylation of thienopyrrolodione

We started our study from direct arylation reaction of the 5-octylthieno[3,4-*c*]pyrrole-4,6-dione **1** with a variety of aryl iodides in solvent-free conditions. **1** was initially selected since it is frequently used as an electron-withdrawing moiety of low-band-gap polymeric materials for organic electronics.⁹ We had previously reported the direct arylation reactions of **1** in a deep eutectic solvent consisting of choline chloride and urea.⁵ In the present study, we carried out the solvent-free direct arylation reaction of **1** with various substrates in non-anhydrous conditions and in the presence of air, using Pd₂(dba)₃ as the catalyst, Cs₂CO₃ as the base, P(o-MeOPh)₃ as the ligand and pivalic acid (PivOH) as the additive (Table 1).

Table 1. Synthesis of TPD-based compounds **2a-h**.^a



^aUnless specified, the C-H arylation was performed as it follows: TPD **1** (1 equiv), aryl iodide (3 equiv), Pd₂(dba)₃ (2 mol%), P(o-MeOPh)₃ (4 mol%), PivOH (30 mol%), Cs₂CO₃ (2 equiv) in solvent-free and non-anhydrous conditions and in the presence of air at 110 °C for 15h. Yields on isolated products. ^bThe use of bromobenzene in the same experimental conditions led to **2a** in 71% yield; the formation of **2a** was not observed with chlorobenzene. ^cReaction carried out at 140°C.

The thiophene-aryl coupling reactions occur in good to excellent yields using aryl iodides functionalized with both electron-donating functionalities, such as methyl, also in ortho position, and methoxy groups (**2b**: 96%, **2h**: 82% and **2c**: 66%, respectively) and electron-withdrawing groups (**2d-2g**: 61-92%). With the exception of 1-iodo-4-nitrobenzene, all aryl iodides coupled with **1** are liquid at

the reaction temperature of 110°C, so the reactants result easily miscible. When 1-iodo-4-nitrobenzene was used, the temperature was increased up to the melting point of the aryl halide in the reaction medium (140°C). We also reacted TPD **1** with bromobenzene and chlorobenzene instead of iodobenzene. Compound **2a** was obtained in slightly lower yield with bromobenzene compared to iodobenzene (71% vs 85%), while it was not obtained when chlorobenzene was used as the coupling partner.

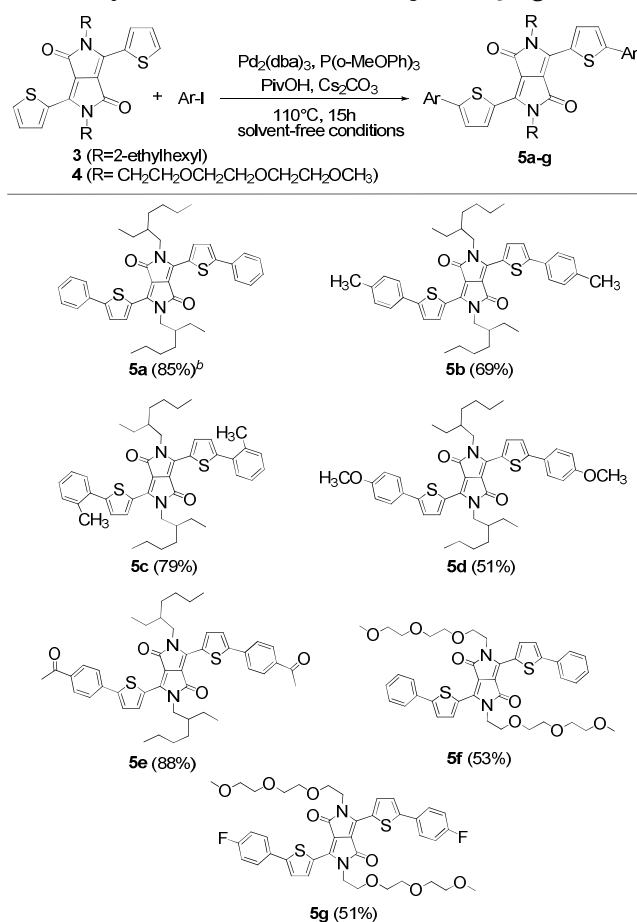
The solvent-free approach reported here for the synthesis of compounds **2a-h** compares favorably with our previously reported direct arylations of **1** with aryl iodides in choline chloride and urea.⁵ In fact, although comparable yields are obtained, solvent-free conditions allow to reduce the reaction times (15h vs 48h), the TPD **1** : aryl iodide ratio (1:3 vs 1:5) and the catalyst amount (2 mol% vs 5 mol%).

Direct arylation of diketopyrrolopyrrole derivatives

To investigate the versatility of our protocol we also used diketopyrrolopyrroles (DPP) and benzodithiophene (BDT)-based cores discussed below as the substrates. These molecules were also selected to study the reaction regioselectivity since they have two C-H activated bonds in the free 2 and 3 positions. DPPs are technologically important molecules that, besides their use as high-performance organic industrial pigments, have emerged as extremely attractive building blocks for the construction of a wide variety of conjugated materials with applications ranging from organic electronics¹⁰ to sensing and bioimaging.¹¹ Two DPP derivatives endowed with substituents of different polarity on the N-atom of the lactam groups, namely 2,5-bis(2-ethylhexyl)-3,6-di(thiophen-2-yl)pyrrolo[3,4-*c*]pyrrole-1,4(2*H*,5*H*)-dione **3** and 2,5-bis[2-[2-(2-methoxyethoxy)ethoxy]ethyl]-3,6-di(thiophen-2-yl)pyrrolo[3,4-*c*]pyrrole-1,4(2*H*,5*H*)-dione **4**, were coupled with different aryl iodides under solvent-free conditions (Table 2). The direct arylation reactions of **3** occurred with both electron-rich and electron-poor aryl iodides affording compounds **5a-e** in fair to excellent yields, also in the presence of an ortho substituent (51-88%). The reaction of **3** with bromobenzene produced the expected compound **5a** in a markedly lower yield than that obtained using iodobenzene as a coupling partner (50% vs 85%). Noteworthy, compared to the protocols reported in the literature, which require the use of *N,N*-dimethylacetamide as the solvent, our procedure allows a more sustainable synthesis of **5c**, recently reported as active material in efficient luminescent solar concentrators.¹² Similarly, the direct arylation of **4** afforded compounds **5f-g** functionalized with polar triethylene glycol (TEG) chains that induce a strong self-assembling effect^{7b,8a} and increase the solubility of DPP derivatives in environmentally friendly polar solvents.^{7b} The coupling reaction was expected to occur regioselectively in the 2 position of the DPP thiophene moieties, even when the 3 position of thiophene is not functionalized. In fact, sulfur is known to promote an effective C-H activation at the

2(5) positions of heteroaromatic rings. Conversely, the 3(4) positions are less reactive and their activation to the direct coupling with aryl halides can be promoted when electron-withdrawing groups are bound to the 2(5) positions.¹³ For the direct arylation reactions carried out with **3** and **4** reagents, the selective α C-H bond activation was confirmed by ¹H-NMR spectra, clearly showing the presence of equivalent thiophene rings substituted at the 2 and 5 positions as deduced from the presence of doublets with typical ^{3,4}*J* coupling constants.¹⁴

Table 2. Synthesis of DPP-based compounds **5a-g**.^a



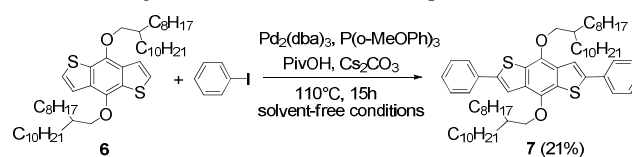
^aUnless specified, the C-H arylation was performed as it follows: DPP **3** or **4** (1 equiv), aryl iodide (4 equiv), Pd₂(dba)₃ (5 mol%), P(o-MeOPh)₃ (10 mol%), PivOH (30 mol%), Cs₂CO₃ (2 equiv) in solvent-free and non-anhydrous conditions and in the presence of air at 110 °C for 15h. Yields on isolated products. ^bThe use of bromobenzene in the same experimental conditions led to **5a** in 50% yield.

Direct arylation of benzodithiophene derivatives

We also investigated solvent-free direct arylation reactions of BDT-based derivatives, which are prominent building blocks for the synthesis of small-molecule and polymer-based electron donor materials for organic photovoltaics (OPV).^{8b,15} Starting from the BDT **6**, the expected product **7** was isolated in low yield (21%) under our experimental conditions (Scheme 1). This result could

be likely due to a reduced activation of the benzodithiophene core that exhibits electron donor properties.

Scheme 1. Synthesis of BDT-based compound **7**.^a

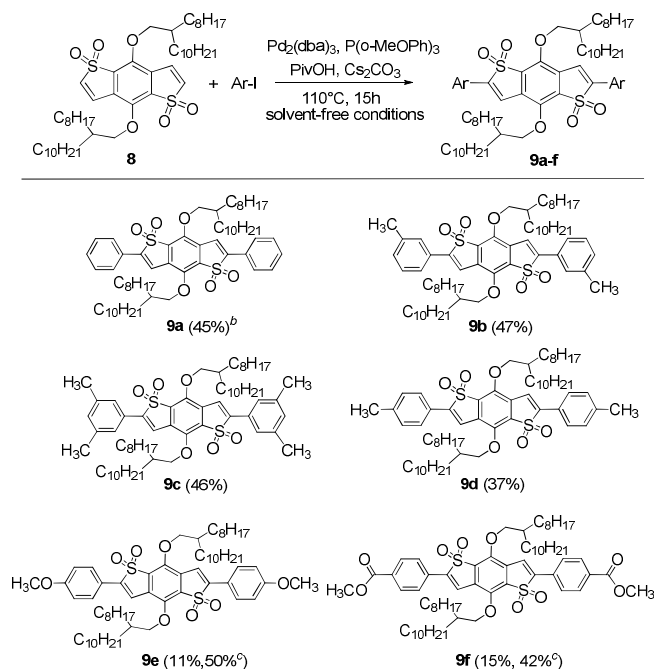


^aThe C-H arylation was performed as it follows: BDT **6** (1 equiv), iodobenzene (4 equiv), Pd₂(dba)₃ (5 mol%), P(o-MeOPh)₃ (10 mol%), PivOH (30 mol%), Cs₂CO₃ (2 equiv) at 110 °C for 15h, in solvent-free and non-anhydrous conditions and without exclusion of air. Yield refers to the isolated product.

To verify this hypothesis and further explore the suitability of our procedure, the electron-rich compound **6** was oxidized to the benzodithiophene-S,S-tetraoxide **8**.¹⁶ Despite being an electron-poor heterocyclic compound with promise for development of electron acceptor materials, **8** has been rarely used as building block for the synthesis of organic semiconductors.¹⁷ To the best of our knowledge, only one example of regioselective direct arylation of benzodithiophene-S,S-tetraoxide has been reported so far,¹⁸ based on the use of inexpensive Cu catalyst, but requiring anhydrous and inert conditions, toxic organic solvent (*N,N*-dimethylformamide) and large excess of aryl iodides (10 equiv). Conversely, our reaction protocol does not require the use of toxic solvents, it tolerates non-anhydrous conditions and requires a significantly lower amount of aryl iodide (4 equiv), thus being a promising alternative to the literature protocol. As shown in Table 3, our method, based on the use of Pd₂(dba)₃, Cs₂CO₃, P(o-MeOPh)₃ and pivalic acid, led to the direct arylation of **8** with iodobenzene and its methyl or dimethyl derivatives, affording the expected products **9a-d** in fair yields (37-47%). Lower yields were observed by coupling **8** with functionalized iodobenzenes bearing either electron rich (methoxy) or electron poor (ester) groups. In this case, the yields of the expected products **9e,f** were improved by slightly changing the experimental conditions. Here Pd(PivO)₂ was used as the catalyst, P(o-MeOPh)₃ as the additional ligand and Ag₂CO₃ as the base, respectively. We examined Ag₂CO₃ because this base was previously supposed to abstract halide anions from transition-metal complexes, thus making them more electrophilic and facilitating the catalytic cycle.¹⁹ The overall moderate yields recorded in the reactions carried out on **8** are likely due to the observed partial decomposition of the starting material in the reaction media. The regiochemistry of the cross-coupling reaction was determined by 2D NOESY spectrum of **9a**. When the direct arylation takes place at the α -position of thiophene dioxide rings of compound **8**, the β -hydrogen atoms on these moieties are spatially close to the methylene units of the (2-octyldodecyl)oxy groups on the benzene ring (Figure 1). Hence, a cross-correlation peak between the thienyl proton and the methylene protons has to be ob-

served in the 2D NOESY spectrum. In the case of β -functionalization, through-space interactions involving dipolar coupling are not possible and, in turn, no cross-correlation peak between methylene units and thienyl protons can be observed. The presence of a cross-peak between the methylene protons at 4.43 ppm and the thienyl proton at 7.44 ppm in the 2D NOESY spectrum of **9a** clearly proves the α substitutions at the benzodithiophene-S,S-tetraoxide unit (Figure 1).

Table 3. Synthesis of BDT-based compounds **9a-f**.^a



^aUnless specified, the C-H arylation was performed using BDT **8** (1 equiv), aryl iodide (4 equiv), $\text{Pd}_2(\text{dba})_3$ (5 mol%), $\text{P}(\text{o-MeOPh})_3$ (10 mol%), PivOH (30 mol%), Cs_2CO_3 (2 equiv) in solvent-free and non-anhydrous conditions and in the presence of air at 110°C for 15h. Yields on isolated products.

^bThe use of bromobenzene in the same experimental conditions led to **9a** in traces. ^cReaction performed as it follows: BDT **8** (1 equiv), aryl iodide (4 equiv), $\text{Pd}(\text{OPiv})_2$ (5 mol%), $\text{P}(\text{o-MeOPh})_3$ (10 mol%), Ag_2CO_3 (1 equiv) in solvent-free and non-anhydrous conditions and in the presence of air at 110°C for 2h.

Direct arylation of fluorinated arenes

Finally, we extended the scope of the C-H arylation to fluorinated arenes, such as the 5,6-difluorobenzo[*c*][1,2,5]thiadiazole (DFBT) **10** and the 5,6-difluoro-2-heptadecyl-2H-benzo[*d*][1,2,3]triazole (DFBT₇) **11**. Fluorine substitution of aromatic units and/or double bonds in conjugated compounds is known to confer intriguing charge transport properties, to modulate optical behavior and to increase the stability of the resulting organic semiconductors.²⁰ In particular, fluorinated benzothiadiazoles have recently gained great attention for the optimization of polymer photovoltaic properties.²¹ Direct arylation-based protocols^{9a, 22} have been developed as al-

ternative to conventional cross-coupling reactions. In fact, both the preparation and the inclusion of fluorinated BT moieties (especially DFBT) into conjugated structures can necessitate of a long synthetic sequence and/or require harsh conditions. Moreover, 4,7-diiodo-DFBT is reported as an unstable fluorinated BT intermediate.^{22a, 23} The literature protocols of direct arylation on DFBT require the use of toxic organic solvents, anhydrous conditions and inert atmosphere, that can be avoided by our protocol. We carried out the direct arylation reaction of both the fluorinated benzothiadiazole **10** and the benzotriazole **11** with a variety of substituted iodobenzenes, using reaction conditions based either on $\text{Pd}(\text{PivO})_2$ and Ag_2CO_3 or on $\text{Pd}_2(\text{dba})_3$ and Cs_2CO_3 as the catalyst and the base, respectively. The expected products **12a-f** were obtained in higher yields in the former experimental conditions (Table 4). Versatile functionalities such as an ester, a methyl ketone and a methoxy group were found to be compatible with the reaction system. Since aryl bromides were found to be not effective coupling partners for **10** and **11**, also bromine, in addition to the less reactive fluorine, can be tolerated as a substituent on the aryl iodides as shown for **12b**. Remarkably, the successful formation of **12b**, potential versatile building block via transformation of the bromine atoms, provides good opportunities for further synthetic steps towards more complex molecules or polymerization. Direct arylation reactions of **10** and **11** with ortho substituted aryl iodides (2-iodotoluene and 1-iodo-2-methoxybenzene) led to the expected coupling products only in traces, suggesting a strong sensitivity to steric effects for direct arylation reactions on these substrates.

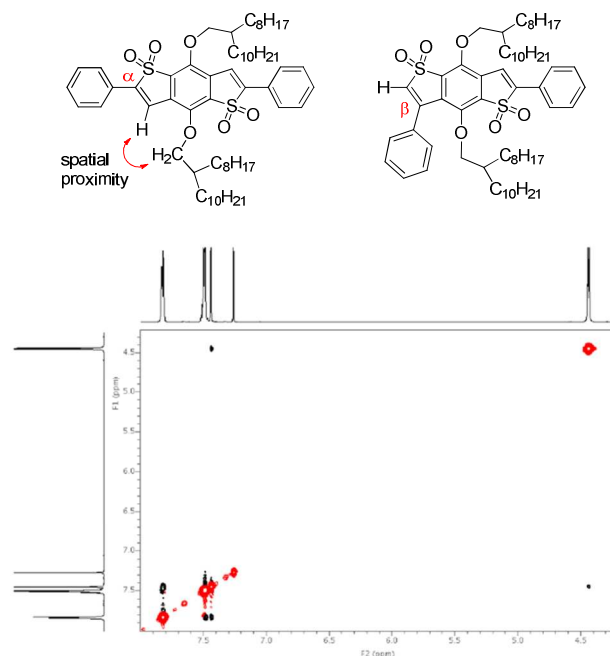
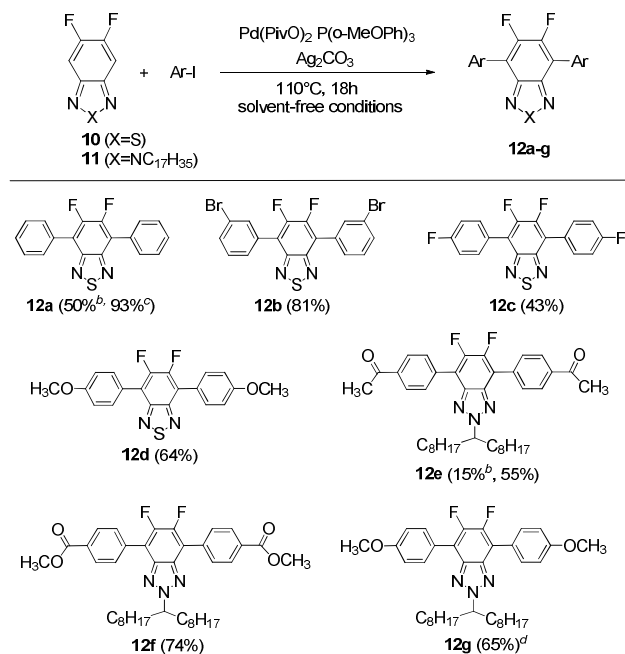


Figure 1. (top) Chemical structures of **9a** regioisomers resulting from the direct phenylation of **8** at the α or β positions. (bottom) 2D NOESY spectrum expansion of **9a** showing the cross-peak between the methylene protons of alkoxy

group (4.43 ppm) and the thienyl proton of the benzodithiophene-S,S-tetraoxide core (7.44 ppm).

Table 4. Synthesis of compounds **12a-g**.^a



^aUnless specified, the C-H arylation was performed as it follows: compound **10** (1 equiv), aryl iodide (4 equiv), Pd(OPiv)_2 (5 mol%), P(o-MeOPh)_3 (10 mol%), Ag_2CO_3 (1 equiv) or **11** (1 equiv), aryl iodide (4 equiv), Pd(OPiv)_2 (10 mol%), P(o-MeOPh)_3 (20 mol%), Ag_2CO_3 (1 equiv) in solvent-free and non-anhydrous conditions and in the presence of air at 110°C for 18h. Yields on isolated products. ^bReaction performed using compound **10** or **11** (1 equiv), aryl iodide (4 equiv), $\text{Pd}_2(\text{dba})_3$ (5 mol%), P(o-MeOPh)_3 (10 mol%), PivOH (30 mol%), Cs_2CO_3 (2 equiv) in solvent-free and non-anhydrous conditions and in the presence of air at 110°C for 18h. ^cThe use of bromobenzene in the same experimental conditions led to **12d** in 13% yield. ^dThe use of 1-bromo-4-methoxybenzene in the same experimental conditions led to **12g** in 8% yield.

CONCLUSION

In conclusion, we have investigated a Pd-catalyzed direct coupling reaction via C–H bond activation in solvent-free conditions, which represents a general and an environmentally attractive procedure for the preparation of a variety of extended heteroaryl-based conjugated molecules, avoiding the hazards and toxicity associated to the use of solvents. Moreover, the reaction is performed in non-anhydrous conditions and in the presence of air. It also tolerates a number of functional groups on both coupling partners. We have investigated the protocol using TPD-, DPP-, BDT-, DFBT-, and DFBT_z-based cores as the C–H activated substrates, in consideration of the importance of these aromatic moieties in the synthesis of push-pull small-molecule and polymer-based semicon-

ductors, which are interesting systems in organic electronics and polymer solar cells. The extension of solvent-free direct arylation procedure to the synthesis of more complex materials such as conjugated polymers, is currently studied in our laboratories.

EXPERIMENTAL SECTION

General remarks: Reagents and solvents were purchased at the highest commercial purity and used without further purification. 5-Octylthieno[3,4-*c*]pyrrole-4,6-dione **1** was purchased from TCI Europe. 2,5-Bis(2-ethylhexyl)-3,6-di(thiophen-2-yl)pyrrolo[3,4-*c*]pyrrole-1,4(2*H*,5*H*)-dione **3** was prepared according to the literature.²⁴ 2,5-Bis[2-[2-(2-methoxyethoxy)ethoxy]ethyl]-3,6-di(thiophen-2-yl)pyrrolo[3,4-*c*]pyrrole-1,4(2*H*,5*H*)-dione **4**, 4,8-bis((2-octyldodecyl)oxy)benzo[1,2-*b*:4,5-*b'*]dithiophene **6**, 5,6-difluorobenzo[*c*][1,2,5]thiadiazole **10** and 5,6-difluoro-2-heptadecyl-2*H*-benzo[*d*][1,2,3]triazole **11** were purchased from SunaTech Inc. 4,8-Bis((2-octyldodecyl)oxy)benzo[1,2-*b*:4,5-*b'*]dithiophene 1,1,5,5-tetraoxide **8** was prepared from **6** according to the literature.¹⁶ Preparative column chromatography was performed using Macherey-Nagel silica gel (60, particle size 0.063–0.2 mm). Macherey-Nagel aluminum sheets with silica gel 60 F254 were used for TLC. All new compounds were characterized by ¹H-NMR, ¹³C-NMR and LC-MS analysis. ¹H-NMR and ¹³C-NMR spectra were acquired on an Agilent 500 spectrometer at 500 and at 126 MHz, respectively, using the CDCl_3 residual proton peak at $\delta = 7.26$ ppm as internal standard for ¹H spectra and the signals of CDCl_3 at $\delta = 77.16$ ppm as internal standard for ¹³C spectra. GC/mass-spectrometry analyses were performed on a Shimadzu GCMS-QP5000 gas chromatograph-mass spectrometer equipped with a Supelco SLBTM-5ms capillary column (30 m × 0.25 mm id). High-resolution mass spectra were acquired with a Shimadzu high-performance liquid chromatography ion trap time of flight (LC-IT-TOF) mass spectrometer via direct infusion of the samples. Melting points were determined on a Stuart Scientific Melting point apparatus SMP3.

General procedure for the synthesis of compounds 2a-g: A schlenk tube ($\phi = 1.8 \pm 2.5$ cm) with a screw cap and equipped with a magnetic stirrer was charged with 5-octylthieno[3,4-*c*]pyrrole-4,6-dione **1** (1 equiv), aryl halide (3 equiv), Cs_2CO_3 (2 equiv), pivalic acid (30 mol%), $\text{Pd}_2(\text{dba})_3$ (2 mol %), P(o-MeOPh)_3 (4 mol%). The resulting heterogeneous reaction mixture was reacted at 110°C (sand bath) under magnetic stirring. After 15 h, the mixture was cooled to room temperature, diluted with CH_2Cl_2 , filtered to remove insoluble inorganic materials, and concentrated under reduced pressure. The crude product was purified by column chromatography.

5-octyl-1,3-diphenyl-4*H*-thieno[3,4-*c*]pyrrole-4,6(5*H*)-dione (2a).⁵ Compound **2a** was synthesized from **1** (100 mg, 0.38 mmol) and iodobenzene (233 mg, 1.14 mmol) in accordance with the general procedure. Purification by column chromatography (hexane:ethyl acetate = 9:1) afforded 135 mg of compound **2a** as a pale yellow solid (85% yield). Both melting point value and spectroscopic data

are in perfect agreement with those previously reported in literature.⁵

1,3-bis(3,5-dimethylphenyl)-5-octyl-4H-thieno[3,4-c]pyrrole-4,6(5H)-dione (2b).⁵ Compound **2b** was synthesized from **1** (160 mg, 0.60 mmol) and 1-iodo-3,5-dimethylbenzene (418 mg, 1.80 mmol) in accordance with the general procedure. Purification by column chromatography (hexane:ethyl acetate = 9:1) afforded 274 mg of compound **2b** (96% yield) as a pale yellow solid. Both melting point value and spectroscopic data are in perfect agreement with those previously reported in literature.⁵

1,3-bis(4-methoxyphenyl)-5-octyl-4H-thieno[3,4-c]pyrrole-4,6(5H)-dione (2c).⁵ Compound **2c** was synthesized from **1** (100 mg, 0.38 mmol) and 1-iodo-4-methoxybenzene (267 mg, 1.14 mmol) in accordance with the general procedure. Purification by column chromatography (CH₂Cl₂:hexane = 6:4) afforded compound **2c** (120 mg, 66% yield) as a pale yellow solid. Both melting point value and spectroscopic data are in perfect agreement with those previously reported in literature.⁵

5-octyl-1,3-bis(4-fluorophenyl)-4H-thieno[3,4-c]pyrrole-4,6(5H)-dione (2d).⁵ Compound **2d** was synthesized from **1** (160 mg, 0.60 mmol) and 1-fluoro-4-iodobenzene (400 mg, 1.80 mmol) in accordance with the general procedure. Purification by column chromatography (hexane:ethyl acetate = 9:1) afforded compound **2d** (250 mg, 92% yield) as a yellow solid. Both melting point value and spectroscopic data are in perfect agreement with those previously reported in literature.⁵

1,3-bis(4-acetylphenyl)-5-octyl-4H-thieno[3,4-c]pyrrole-4,6(5H)-dione (2e).⁵ Compound **2e** was synthesized from **1** (100 mg, 0.38 mmol) and 1-(4-iodophenyl)ethanone (280 mg, 1.14 mmol) in accordance with the general procedure. Purification by column chromatography (hexane:ethyl acetate = 7:3) afforded compound **2e** (116 mg, 61% yield) as a yellow solid. Both melting point value and spectroscopic data are in perfect agreement with those previously reported in literature.⁵

dimethyl 4,4'-(5-octyl-4,6-dioxo-5,6-dihydro-4H-thieno[3,4-c]pyrrole-1,3-diyl)dibenzoate (2f).⁵ Compound **2f** was synthesized from **1** (160 mg, 0.60 mmol) and methyl 4-iodobenzoate (472 mg, 1.80 mmol) in accordance with the general procedure. Purification by column chromatography (from hexane:ethyl acetate = 8:2 to hexane:ethyl acetate:CH₂Cl₂=3:2:1) afforded compound **2f** (291 mg, 91% yield) as a yellow solid. Both melting point value and spectroscopic data are in perfect agreement with those previously reported in literature.⁵

1,3-bis(4-nitrophenyl)-5-octyl-4H-thieno[3,4-c]pyrrole-4,6(5H)-dione (2g).⁵ Compound **2g** was synthesized from **1** (160 mg, 0.60 mmol) and 1-iodo-4-nitrobenzene (448 mg, 1.80 mmol), in accordance with the general procedure with the exception of the reaction temperature which was increased to 140 °C. Purification by column chromatography (from hexane:ethyl acetate = 8:2 to hexane:ethyl acetate = 7:3) afforded compound **2g** (241 mg, 79% yield) as a yellow solid. Both melting point

value and spectroscopic data are in perfect agreement with those previously reported in literature.⁵

5-octyl-1,3-di-o-tolyl-4H-thieno[3,4-c]pyrrole-4,6(5H)-dione (2h).⁵ Compound **2h** was synthesized from **1** (160 mg, 0.60 mmol) and 2-iodotoluene (392 mg, 1.80 mmol) in accordance with the general procedure. Purification by column chromatography (hexane:ethyl acetate = 9:1) afforded 220 mg of compound **2h** (82% yield) as a pale yellow viscous liquid. Spectroscopic data are in perfect agreement with those previously reported in literature.⁵

General procedure for the synthesis of compounds 5a-f: A schlenk tube (ϕ = 1.8÷2.5 cm) with a screw cap and equipped with a magnetic stirrer was charged with 2,5-bis(2-ethylhexyl)-3,6-di(thiophen-2-yl)pyrrolo[3,4-c]pyrrole-1,4(2H,5H)-dione (**3**) or 2,5-bis{2-[2-(2-methoxyethoxy)ethoxy]ethyl}-3,6-di(thiophen-2-yl)pyrrolo[3,4-c]pyrrole-1,4(2H,5H)-dione (**4**) (1 equiv), aryl iodide (4 equiv), Cs₂CO₃ (2 equiv), pivalic acid (30 mol%), Pd₂(dba)₃ (5 mol %), P(o-MeOPh)₃ (10 mol%). The resulting heterogeneous reaction mixture was reacted at 110 °C (sand bath) under magnetic stirring. After 15 h, the mixture was cooled to room temperature, diluted with CH₂Cl₂, filtered to remove insoluble inorganic materials, and concentrated under reduced pressure. The crude product was purified by column chromatography.

2,5-bis(2-ethylhexyl)-3,6-bis(5-phenylthiophen-2-yl)pyrrolo[3,4-c]pyrrole-1,4(2H,5H)-dione (5a).²⁵ Compound **5a** was synthesized from **3** (100 mg, 0.191 mmol) and iodobenzene (155 mg, 0.76 mmol) in accordance with the general procedure. Purification by column chromatography (CH₂Cl₂:hexane = 6:4) afforded 110 mg of compound **5a** (85% yield) as a dark solid, m.p. = 192-194 °C (after washing with hexane). ¹H NMR (CDCl₃, 500 MHz) δ : 8.97 (br d, J = 3.5 Hz, 2H), 7.68 (d, J = 7.5 Hz, 4H), 7.47 (d, J = 4.0 Hz, 2H), 7.43 (t, J = 7.5 Hz, 4H), 7.36 (t, J = 7.5 Hz, 2H), 4.14-4.02 (m, 4H), 2.00-1.89 (m, 2H), 1.47-1.22 (m, 16H), 0.92 (t, J = 7.2 Hz, 6H), 0.87 (t, J = 7.2 Hz, 6H). ¹³C{¹H} NMR (CDCl₃, 126 MHz) δ : 161.9, 149.8, 140.0, 136.9, 133.3, 129.3, 129.0, 129.0, 126.3, 124.6, 108.4, 46.1, 39.4, 30.5, 28.7, 23.9, 23.3, 14.2, 10.7. HRMS (LC-IT-TOF, elution with 0.1% (v/v) formic acid in methanol) m/z: [M+Na]⁺ Calcd. for C₄₂H₄₈N₂O₂S₂Na 699.3049; Found 699.3017.

2,5-bis(2-ethylhexyl)-3,6-bis(5-(p-tolyl)thiophen-2-yl)pyrrolo[3,4-c]pyrrole-1,4(2H,5H)-dione (5b).^{25b} Compound **5b** was synthesized from **3** (100 mg, 0.191 mmol) and 4-iodotoluene (161 mg, 0.76 mmol) in accordance with the general procedure. Purification by column chromatography (CH₂Cl₂:hexane = 2:1), afforded compound **5b** (93 mg, 69% yield) as a dark solid, m.p. = 224-227 °C (after crystallization from CH₂Cl₂/CH₃OH). ¹H NMR (CDCl₃, 500 MHz) δ : 8.95 (d, J = 4.1 Hz, 2H), 7.57 (d, J = 7.9 Hz, 4H), 7.43 (d, J = 4.1 Hz, 2H), 7.23 (d, J = 7.9 Hz, 4H), 4.14-4.02 (m, 4H), 2.40 (s, 6H), 1.99-1.91 (m, 2H), 1.46-1.22 (m, 16H), 0.91 (J = 7.4 Hz, 6H), 0.87 (J = 6.9 Hz, 6H). ¹³C{¹H} NMR (CDCl₃, 126 MHz) δ : 161.8, 150.0, 140.0, 139.2, 137.0, 130.5, 130.0, 128.5, 126.2, 124.2, 108.2, 46.1, 39.4, 30.5, 28.7, 23.8, 23.8, 21.5, 14.2, 10.7. HRMS (LC-IT-TOF,

elution with 0.1% (v/v) formic acid in methanol) m/z : $[M+H]^+$ Calcd. for $C_{44}H_{53}N_2O_2S_2$ 705.3543; Found 705.3550.

2,5-bis(2-ethylhexyl)-3,6-bis(5-(*o*-tolyl)thiophen-2-yl)pyrrolo[3,4-*c*]pyrrole-1,4(2*H*,5*H*)-dione (5c). Compound **5c** was synthesized from **3** (100 mg, 0.191 mmol) and 2-iodotoluene (166 mg, 0.76 mmol) in accordance with the general procedure. Purification by column chromatography (CH_2Cl_2 :hexane = 1:1), afforded compound **5c** (107 mg, 79% yield) as a dark solid, m.p. = 108–110 °C (after washing with hexane). 1H NMR ($CDCl_3$, 500 MHz) δ : 8.98 (d, J = 4.0 Hz, 2H), 7.47 (d, J = 7.2 Hz, 2H), 7.33–7.30 (m, 4H), 7.30–7.27 (m, 2H), 7.26 (d, J = 4.0 Hz, 2H), 4.13–4.01 (m, 4H), 2.50 (s, 6H), 1.99–1.91 (m, 2H), 1.45–1.23 (m, 16H), 0.90 (J = 7.4 Hz, 6H), 0.86 (J = 7.0 Hz, 6H). $^{13}C\{^1H\}$ NMR ($CDCl_3$, 126 MHz) δ : 162.0, 149.1, 140.3, 136.3, 136.1, 133.0, 131.3, 130.4, 129.6, 128.9, 128.2, 126.4, 108.1, 46.2, 39.4, 30.4, 28.7, 23.7, 23.3, 21.4, 14.2, 10.7. HRMS (LC-IT-TOF, elution with 0.1% (v/v) formic acid in methanol) m/z : $[M+H]^+$ Calcd. For $C_{44}H_{53}N_2O_2S_2$ 705.3543; Found 705.3537.

2,5-bis(2-ethylhexyl)-3,6-bis(5-(4-methoxyphenyl)thiophen-2-yl)pyrrolo[3,4-*c*]pyrrole-1,4(2*H*,5*H*)-dione (5d).¹² Compound **5d** was synthesized from **3** (100 mg, 0.191 mmol) and 1-iodo-4-methoxybenzene (179 mg, 0.76 mmol) in accordance with the general procedure. Purification by column chromatography (hexane:ethyl acetate = 4:1), afforded compound **5d** (72 mg, 51% yield) as a dark solid, m.p. = 216–218 °C (after washing with hexane) (lit. 214–216 °C).^{12a} 1H NMR ($CDCl_3$, 500 MHz) δ : 8.94 (d, J = 4.1 Hz, 2H), 7.62 (d, J = 8.7 Hz, 4H), 7.36 (d, J = 4.1 Hz, 2H), 6.96 (d, J = 8.7 Hz, 4H), 4.14–4.02 (m, 4H), 3.86 (s, 6H), 1.99–1.91 (m, 2H), 1.46–1.22 (m, 16H), 0.91 (J = 7.4 Hz, 6H), 0.87 (J = 6.7 Hz, 6H). $^{13}C\{^1H\}$ NMR ($CDCl_3$, 126 MHz) δ : 161.9, 160.5, 149.8, 139.9, 137.0, 128.1, 127.7, 126.3, 123.6, 114.9, 108.2, 55.6, 46.2, 39.4, 30.6, 28.8, 23.9, 23.3, 14.2, 10.8. HRMS (LC-IT-TOF, elution with 0.1% (v/v) formic acid in methanol) m/z : $[M+H]^+$ Calcd. for $C_{44}H_{53}N_2O_4S_2$ 737.3441; Found 737.3432.

3,6-bis(5-(4-acetylphenyl)thiophen-2-yl)-2,5-bis(2-ethylhexyl)pyrrolo[3,4-*c*]pyrrole-1,4(2*H*,5*H*)-dione (5e). Compound **5e** was synthesized from **3** (100 mg, 0.191 mmol) and 1-(4-iodophenyl)ethanone (188 mg, 0.76 mmol) in accordance with the general procedure. Purification by column chromatography (from pure CH_2Cl_2 to CH_2Cl_2 : ethyl acetate = 9:1), afforded compound **5e** (128 mg, 88% yield) as a dark solid, m.p. = 209–211 °C (after washing with hexane). 1H NMR ($CDCl_3$, 500 MHz) δ : 8.96 (d, J = 4.1 Hz, 2H), 7.99 (d, J = 8.0 Hz, 4H), 7.23 (d, J = 8.0 Hz, 4H), 7.53 (d, J = 4.1 Hz, 2H), 4.12–4.00 (m, 4H), 2.62 (s, 6H), 1.96–1.86 (m, 2H), 1.45–1.25 (m, 16H), 0.91 (t, J = 7.2 Hz, 6H), 0.87 (t, J = 6.8 Hz, 6H). $^{13}C\{^1H\}$ NMR ($CDCl_3$, 126 MHz) δ : 197.2, 161.7, 147.9, 139.8, 137.4, 137.0, 136.8, 130.3, 129.4, 126.0, 125.9, 108.8, 46.1, 39.4, 30.5, 28.7, 26.8, 23.8, 23.2, 14.2, 10.7. HRMS (LC-IT-TOF, elution with 0.1% (v/v) formic acid in methanol) m/z : $[M]^+$ Calcd. for $C_{46}H_{52}N_2O_4S_2$ 760.3374; Found 760.3354.

2,5-bis(2-(2-(2-methoxyethoxy)ethoxy)ethyl)-3,6-bis(5-phenylthiophen-2-yl)pyrrolo[3,4-*c*]pyrrole-

1,4(2*H*,5*H*)-dione (5f). Compound **5f** was synthesized from **4** (150 mg, 0.253 mmol) and iodobenzene (207 mg, 1.01 mmol) in accordance with the general procedure. Purification by column chromatography (CH_2Cl_2 :ethyl acetate = 1:1), afforded compound **5f** (101 mg, 53% yield) as a dark solid, m.p. = 172–174 °C (after washing with hexane). 1H NMR ($CDCl_3$, 500 MHz) δ : 8.82 (d, J = 4.0 Hz, 2H), 7.70 (d, J = 7.5 Hz, 4H), 7.46 (d, J = 4.1 Hz, 2H), 7.43 (t, J = 7.5 Hz, 4H), 7.36 (t, J = 7.3 Hz, 2H), 4.34 (t, J = 6.3 Hz, 4H), 3.83 (t, J = 6.3 Hz, 4H), 3.69–3.66 (m, 4H), 3.63–3.59 (m, 4H), 3.58–3.55 (m, 4H), 3.47–3.43 (m, 4H), 3.31 (s, 6H). $^{13}C\{^1H\}$ NMR ($CDCl_3$, 126 MHz) δ : 161.6, 150.1, 140.0, 136.4, 133.3, 129.3, 129.0, 128.9, 126.4, 124.6, 108.2, 72.0, 70.9, 70.7, 69.2, 59.1, 42.1. HRMS (LC-IT-TOF, elution with 0.1% (v/v) formic acid in methanol) m/z : $[M+H]^+$ Calcd. for $C_{40}H_{45}N_2O_8S_2$ 745.2612; Found 745.2579.

3,6-bis(5-(4-fluorophenyl)thiophen-2-yl)-2,5-bis(2-(2-ethoxyethoxy)ethoxy)ethyl)pyrrolo[3,4-*c*]pyrrole-1,4(2*H*,5*H*)-dione (5g). Compound **5g** was synthesized from **4** (150 mg, 0.253 mmol) and 1-fluoro-4-iodobenzene (225 mg, 1.01 mmol) in accordance with the general procedure. Purification by column chromatography (CH_2Cl_2 : acetone = 4:1), afforded compound **5g** (100 mg, 51% yield) as a dark solid, m.p. = 208–211 °C (after crystallization with CH_2Cl_2 /hexane). 1H NMR ($CDCl_3$, 500 MHz) δ : 8.78 (d, J = 4.2 Hz, 2H), 7.65 (app dd, J = 8.6, 5.2 Hz, 4H), 7.35 (d, J = 4.2 Hz, 2H), 7.11 (app t, J = 8.6 Hz, 4H), 4.31 (t, J = 6.2 Hz, 4H), 3.82 (t, J = 6.2 Hz, 4H), 3.68–3.65 (m, 4H), 3.62–3.58 (m, 4H), 3.75–3.54 (m, 4H), 3.47–3.43 (m, 4H), 3.31 (s, 6H). $^{13}C\{^1H\}$ NMR ($CDCl_3$, 126 MHz) δ : 163.2 (d, J = 250.7 Hz), 161.6, 148.9, 139.9, 136.3, 129.6 (d, J = 3.8 Hz), 128.9, 128.2 (d, J = 7.6 Hz), 124.6, 116.3 (d, J = 21.4 Hz), 108.2, 72.0, 70.9, 70.7, 70.7, 69.2, 59.1, 42.2. HRMS (LC-IT-TOF, elution with 0.1% (v/v) formic acid in methanol) m/z : $[M+Na]^+$ Calcd. for $C_{40}H_{42}F_2N_2O_8S_2Na$ 803.2243; Found 803.2214.

Synthesis of 4,8-bis((2-octyldodecyl)oxy)-2,6-diphenylbenzo[1,2-*b*:4,5-*b'*]dithiophene (7): A schlenk tube (\varnothing = 1.8±2.5 cm) with a screw cap was charged with 4,8-bis((2-octyldodecyl)oxy)benzo[1,2-*b*:4,5-*b'*]dithiophene **6** (200 mg, 0.26 mmol), iodobenzene (208 mg, 1.02 mmol), Cs_2CO_3 (166 mg, 0.51 mmol), pivalic acid (8 mg, 0.08 mmol), $Pd_2(dba)_3$ (12 mg, 0.01 mmol), $P(o-MeOPh)_3$ (8 mg, 0.03 mmol). The resulting heterogeneous reaction mixture was reacted at 110 °C (sand bath) under magnetic stirring. After 15 h, the mixture was cooled to room temperature, diluted with CH_2Cl_2 , filtered to remove insoluble inorganic materials, and concentrated under reduced pressure. Purification by column chromatography (hexane: CH_2Cl_2 = 9.5:0.5), afforded compound **7** (51 mg, 21% yield) as a pale yellow solid, m.p. = 109–110 °C (after washing with hexane). 1H NMR ($CDCl_3$, 500 MHz) δ : 7.75 (d, J = 7.7 Hz, 4H), 7.67 (br s, 2H), 7.44 (app t, J = 7.6 Hz, 4H), 7.36 (t, J = 7.3 Hz, 2H), 4.22 (br s, 4H), 1.94–1.86 (m, 2H), 1.72–1.63 (m, 4H), 1.55–1.20 (m, 60H), 0.87 (t, J = 6.5 Hz, 12H). $^{13}C\{^1H\}$ NMR ($CDCl_3$, 126 MHz) δ : 144.5, 143.6, 134.5, 132.8, 129.6, 129.1, 128.5, 126.6, 116.0, 76.5, 39.4, 32.1, 32.1, 31.5, 30.4, 30.0, 29.9, 29.9, 29.9, 29.6, 29.5, 27.2, 22.0, 14.3. HRMS (LC-IT-TOF, elution with 0.01% (v/v)

trifluoroacetic acid in acetonitrile) m/z : $[M]^+$ Calcd. for $C_{62}H_{94}O_2S_2$ 934.6690; Found 934.6667.

Synthesis of 4,8-bis((2-octyldodecyl)oxy)benzo[1,2-*b*:4,5-*b'*]dithiophene 1,1,5,5-tetraoxide (8): *m*-Chloroperbenzoic acid (15.3 mmol) was added at room temperature over a 30 min period in 10 min increments to a solution of 4,8-bis((2-octyldodecyl)oxy)benzo[1,2-*b*:4,5-*b'*]dithiophene **6** (2.00 g, 2.6 mmol) in CH_2Cl_2 (70 mL). The reactor was covered in aluminum foil to avoid light exposure. The reaction mixture was stirred for 20 h, then washed with a saturated aqueous solution of $NaHCO_3$, dried with Na_2SO_4 , and concentrated under vacuum. The crude product was purified by column chromatography on silica gel (hexane: CH_2Cl_2 , 1:1). A yellow low-melting solid was isolated (1.707 g, 78%). 1H NMR ($CDCl_3$, 500 MHz) δ : 7.38 (d, J = 6.9 Hz, 2H), 6.69 (d, J = 6.9 Hz, 2H), 4.35 (d, J = 5.3 Hz, 4H), 1.89–1.80 (m, 2H), 1.52–1.22 (m, 64H), 0.88 (t, J = 6.8 Hz, 12H). $^{13}C\{^1H\}$ NMR ($CDCl_3$, 126 MHz) δ : 145.2, 131.2, 130.8, 128.3, 127.2, 79.3, 39.0, 32.1, 32.0, 31.2, 30.1, 29.8, 29.8, 29.7, 29.7, 29.5, 29.5, 26.9, 22.8, 22.8, 14.3. HRMS (LC-IT-TOF, elution with 0.1% (v/v) formic acid in methanol) m/z : $[M+Cl]^-$ Calcd. for $C_{50}H_{86}O_6S_2Cl$ 881.5560; Found 881.5551.

General procedure for the synthesis of compounds 9a-d: A round-bottomed flask (10 mL) with a screw cap and equipped with a magnetic stirrer was charged with 4,8-bis((2-octyldodecyl)oxy)benzo[1,2-*b*:4,5-*b'*]dithiophene 1,1,5,5-tetraoxide **8** (1 equiv), aryl iodide (4 equiv), Cs_2CO_3 (2 equiv), pivalic acid (30 mol%), $Pd_2(dba)_3$ (5 mol %), $P(o-MeOPh)_3$ (10 mol %). The resulting heterogeneous reaction mixture was reacted at 110 °C (sand bath) under magnetic stirring. After 15 h, the mixture was cooled to room temperature, diluted with CH_2Cl_2 , percolated on silica gel to remove insoluble inorganic materials, and concentrated under reduced pressure. The crude product was purified by column chromatography on silica gel and/or washing with hexane.

4,8-bis((2-octyldodecyl)oxy)-2,6-diphenylbenzo[1,2-*b*:4,5-*b'*]dithiophene 1,1,5,5-tetraoxide (9a). Compound **9a** was synthesized from **8** (200 mg, 0.24 mmol) and iodobenzene (194 mg, 0.95 mmol) in accordance with the general procedure. After washing with hexane, pure **9a** was isolated as a yellow solid (107 mg, 45%), m.p. = 130–132 °C (after crystallization from CH_2Cl_2/CH_3CH_2OH). 1H NMR ($CDCl_3$, 500 MHz) δ : 7.84–7.81 (m, 4H), 7.52–7.47 (m, 6H), 7.44 (s, 2H), 4.43 (d, J = 5.4 Hz, 4H), 1.97–1.88 (m, 2H), 1.62–1.20 (m, 64H), 0.87 (t, J = 6.9 Hz, 12H). $^{13}C\{^1H\}$ NMR ($CDCl_3$, 126 MHz) δ : 142.3, 142.8, 131.6, 130.9, 129.5, 127.6, 127.0, 126.9, 118.5, 79.6, 39.1, 32.1, 32.1, 31.3, 30.2, 29.9, 29.8, 29.8, 29.5, 27.0, 22.8, 14.3. HRMS (LC-IT-TOF, elution with 0.01% (v/v) trifluoroacetic acid in acetonitrile) m/z : $[M+Na]^+$ Calcd. for $C_{62}H_{94}O_6S_2Na$ 1021.6384; Found 1021.6356.

4,8-bis((2-octyldodecyl)oxy)-2,6-di-*m*-tolylbenzo[1,2-*b*:4,5-*b'*]dithiophene 1,1,5,5-tetraoxide (9b). Compound **9b** was synthesized from **8** (150 mg, 0.18 mmol) and 1-iodo-3-methylbenzene (155 mg, 0.72 mmol) in accordance with the general procedure. After washing with hexane,

pure **9b** was isolated as a yellow solid (85 mg, 47%), m.p. = 154–156 °C (after crystallization from CH_2Cl_2/CH_3CH_2OH). 1H NMR ($CDCl_3$, 500 MHz) δ : 7.65–7.60 (m, 4H), 7.42 (s, 2H), 7.38 (t, J = 7.6 Hz, 2H), 7.29 (d, J = 7.6 Hz, 2H), 4.43 (d, J = 5.3 Hz, 4H), 2.43 (s, 6H), 1.97–1.89 (m, 2H), 1.62–1.22 (m, 64H), 0.87 (t, J = 6.7 Hz, 12H). $^{13}C\{^1H\}$ NMR ($CDCl_3$, 126 MHz) δ : 145.2, 142.9, 139.3, 131.8, 131.7, 129.3, 127.6, 127.3, 126.9, 124.1, 118.3, 79.6, 39.1, 32.0, 32.0, 31.3, 30.2, 29.9, 29.8, 29.8, 29.8, 29.5, 27.0, 22.8, 21.6, 14.3. HRMS (LC-IT-TOF, elution with 0.01% (v/v) trifluoroacetic acid in acetonitrile) m/z : $[M+Na]^+$ Calcd. for $C_{64}H_{98}O_6S_2Na$ 1049.6697; Found 1049.6728.

2,6-bis(3,5-dimethylphenyl)-4,8-bis((2-octyldodecyl)oxy)benzo[1,2-*b*:4,5-*b'*]dithiophene 1,1,5,5-tetraoxide (9c). Compound **9c** was synthesized from **8** (150 mg, 0.18 mmol) and 1-iodo-3,5-dimethylbenzene (167 mg, 0.72 mmol) in accordance with the general procedure. The crude product was purified by column chromatography on silica gel (hexane: CH_2Cl_2 , 7:3). After washing with hexane, pure **9c** was isolated as an orange solid (92 mg, 46%), m.p. = 214–215 °C (after crystallization from CH_2Cl_2/CH_3CH_2OH). 1H NMR ($CDCl_3$, 500 MHz) δ : 7.43 (br s, 4H), 7.39 (s, 2H), 7.12 (br s, 2H), 4.43 (d, J = 5.4 Hz, 4H), 2.39 (s, 12H), 1.98–1.89 (m, 2H), 1.64–1.20 (m, 64H), 0.89–0.85 (m, 12H). $^{13}C\{^1H\}$ NMR ($CDCl_3$, 126 MHz) δ : 145.2, 143.0, 139.1, 132.8, 131.7, 127.6, 126.8, 124.5, 118.2, 79.6, 39.1, 32.1, 32.0, 31.3, 30.2, 29.9, 29.8, 20.8, 29.8, 29.5, 27.0, 22.8, 21.5, 14.3. HRMS (LC-IT-TOF, elution with 0.01% (v/v) trifluoroacetic acid in acetonitrile) m/z : $[M+Na]^+$ Calcd. for $C_{66}H_{102}O_6S_2Na$ 1077.7010; Found 1077.6982.

4,8-bis((2-octyldodecyl)oxy)-2,6-di-*p*-tolylbenzo[1,2-*b*:4,5-*b'*]dithiophene 1,1,5,5-tetraoxide (9d). Compound **9d** was synthesized from **8** (150 mg, 0.18 mmol) and 1-iodo-4-methylbenzene (154 mg, 0.72 mmol) in accordance with the general procedure. After washing with hexane, pure **9d** was isolated as a yellow-orange solid (68 mg, 37%), m.p. = 151–153 °C (after crystallization from CH_2Cl_2/CH_3CH_2OH). 1H NMR ($CDCl_3$, 500 MHz) δ : 7.72 (d, J = 8.1 Hz, 4H), 7.37 (s, 2H), 7.29 (d, J = 8.1 Hz, 4H), 4.42 (d, J = 5.3 Hz, 4H), 2.42 (s, 6H), 1.97–1.88 (m, 2H), 1.62–1.22 (m, 64H), 0.88 (t, J = 6.9 Hz, 12H). $^{13}C\{^1H\}$ NMR ($CDCl_3$, 126 MHz) δ : 145.2, 142.7, 141.4, 131.6, 130.2, 127.6, 126.7, 124.2, 117.4, 79.5, 39.1, 32.1, 32.1, 31.3, 30.2, 29.9, 29.8, 29.8, 29.5, 27.0, 22.8, 21.7, 14.3. HRMS (LC-IT-TOF, elution with 0.01% (v/v) trifluoroacetic acid in acetonitrile) m/z : $[M+Na]^+$ Calcd. for $C_{64}H_{98}O_6S_2Na$ 1049.6697; Found 1049.6663.

General procedure for the synthesis of compounds 9e-f: A round-bottomed flask (10 mL) with a screw cap and equipped with a magnetic stirrer was charged with 4,8-bis((2-octyldodecyl)oxy)benzo[1,2-*b*:4,5-*b'*]dithiophene 1,1,5,5-tetraoxide **8** (1 equiv), aryl iodide (4 equiv), $Pd(OPiv)_2$ (5 mol %), $P(o-MeOPh)_3$ (10 mol %) and Ag_2CO_3 (1 equiv). The resulting heterogeneous reaction mixture was reacted at 110 °C (sand bath) under magnetic stirring. After 2 h, the mixture was cooled to room temperature, diluted with CH_2Cl_2 , percolated on silica

gel to remove insoluble inorganic materials, and concentrated under reduced pressure. The crude product was purified by column chromatography on silica gel and/or washing with hexane.

2,6-bis(4-methoxyphenyl)-4,8-bis((2-octyldodecyl)oxy)benzo[1,2-b:4,5-b']dithiophene 1,1,5,5-tetraoxide (9e). Compound **9e** was synthesized from **8** (150 mg, 0.18 mmol) and 1-iodo-3-methoxybenzene (166 mg, 0.71 mmol) in accordance with the general procedure. After washing with hexane, pure **9e** was isolated as an orange solid (101 mg, 50%), m.p. = 120–122 °C (after crystallization from CH₂Cl₂/CH₃CH₂OH). ¹H NMR (CDCl₃, 500 MHz) δ: 7.77 (d, *J* = 8.7 Hz, 4H), 7.28 (s, 2H), 7.00 (d, *J* = 8.7 Hz, 4H), 4.40 (d, *J* = 5.3 Hz, 4H), 3.87 (s, 6H), 1.96–1.88 (m, 2H), 1.62–1.20 (m, 64H), 0.87 (t, *J* = 6.7 Hz, 12H). ¹³C{¹H} NMR (CDCl₃, 126 MHz) δ: 161.7, 145.1, 142.4, 131.5, 128.5, 127.6, 119.6, 116.0, 115.0, 79.5, 55.6, 39.1, 32.1, 31.3, 30.2, 29.9, 29.8, 29.8, 29.8, 29.5, 27.0, 22.8, 14.3. HRMS (LC-IT-TOF, elution with 0.01% (v/v) trifluoroacetic acid in acetonitrile) *m/z*: [M+Na]⁺ Calcd. for C₆₄H₉₈O₈S₂Na 1081.6595; Found 1081.6585.

dimethyl 4,4'-(4,8-bis((2-octyldodecyl)oxy)-1,1,5,5-tetraoxidobenzo[1,2-b:4,5-b']dithiophene-2,6-diyl)dibenzoate (9f). Compound **9f** was synthesized from **8** (150 mg, 0.18 mmol) and methyl 4-iodobenzoate (186 mg, 0.71 mmol) in accordance with the general procedure. The crude product was purified by column chromatography on silica gel (from hexane: ethyl acetate 9:1 to CH₂Cl₂). After washing with hexane, pure **9f** was isolated as a yellow solid (83 mg, 42%), m.p. = 174–175 °C (after crystallization from CH₂Cl₂/CH₃CH₂OH). ¹H NMR (CDCl₃, 500 MHz) δ: 8.12 (d, *J* = 8.2 Hz, 4H), 7.86 (d, *J* = 8.2 Hz, 4H), 7.54 (s, 2H), 4.45 (d, *J* = 5.4 Hz, 4H), 3.95 (s, 6H), 1.97–1.89 (m, 2H), 1.61–1.21 (m, 64H), 0.89–0.85 (m, 12H). ¹³C{¹H} NMR (CDCl₃, 126 MHz) δ: 166.1, 145.4, 141.7, 131.9, 131.5, 130.9, 130.5, 127.6, 126.7, 120.4, 79.6, 52.6, 39.1, 32.1, 31.3, 30.2, 29.9, 29.8, 29.8, 29.5, 29.5, 27.0, 22.8, 14.3. HRMS (LC-IT-TOF, elution with 0.01% (v/v) trifluoroacetic acid in acetonitrile) *m/z*: [M+Na]⁺ Calcd. for C₆₆H₉₈O₁₀S₂Na 1137.6494; Found 1137.6485.

General procedure for the synthesis of compounds 12a–d. A round-bottomed flask (10 mL) with a screw cap and equipped with a magnetic stirrer was charged with **10** (1 equiv), aryl iodide (4 equiv), Pd(OPiv)₂ (5 mol%), P(*o*-MeOPh)₃ (10 mol%) and Ag₂CO₃ (1 equiv). The resulting heterogeneous reaction mixture was reacted at 110 °C (sand bath) under magnetic stirring. After 18 h, the mixture was cooled to room temperature and the crude product was purified by column chromatography on silica gel.

5,6-difluoro-4,7-diphenylbenzo[c][1,2,5]thiadiazole (12a). Compound **12a** was synthesized from **10** (100 mg, 0.58 mmol) and iodobenzene (474 mg, 2.32 mmol) in accordance with the general procedure. The crude product was purified by column chromatography on silica gel (hexane: ethyl acetate 9.8:0.2) and by washing with ethyl acetate affording **12a** (175 mg, 93%) as a white solid, m.p. = 203–204 °C (after washing with ethyl acetate). ¹H NMR

(CDCl₃, 500 MHz) δ: 7.83 (d, *J* = 7.5 Hz, 4H), 7.59 (t, *J* = 7.5 Hz, 4H), 7.52 (t, *J* = 7.5 Hz, 2H). ¹³C{¹H} NMR (CDCl₃, 126 MHz) δ: 150.6 (d, *J* = 3.8 Hz), 150.4 (dd, *J* = 258.7, 20.4 Hz), 130.6, 130.4, 129.3, 128.7, 118.9 (dd, *J* = 10.6, 4.7 Hz). HRMS (LC-IT-TOF, elution with 0.01% (v/v) trifluoroacetic acid in acetonitrile) *m/z*: [M+H]⁺ calcd. for C₁₈H₁₁F₂N₂S 325.0606; Found 325.0608.

4,7-bis(3-bromophenyl)-5,6-difluorobenzo[c][1,2,5]thiadiazole (12b). Compound **12b** was synthesized from **10** (100 mg, 0.58 mmol) and 1-bromo-3-iodobenzene (658 mg, 2.32 mmol) in accordance with the general procedure. The crude product was purified by column chromatography on silica gel (from hexane: ethyl acetate 9.5:0.5 to CH₂Cl₂) and by washing with ethyl acetate affording **12b** (225 mg, 81%) as a beige solid, m.p. = 225–226 °C (after washing with ethyl acetate). ¹H NMR (CDCl₃, 500 MHz) δ: 7.99 (br s, 2H), 7.77 (d, *J* = 7.9 Hz, 2H), 7.67–7.64 (m, 2H), 7.46 (t, *J* = 7.9 Hz, 2H). ¹³C{¹H} NMR (CDCl₃, 126 MHz) δ: 150.5 (dd, *J* = 260.1, 20.4 Hz), 150.2 (t, *J* = 3.7 Hz), 133.5, 132.5, 132.1, 130.2, 129.3, 122.7, 118.0 (dd, *J* = 10.4, 4.6 Hz). HRMS (LC-IT-TOF, elution with 0.01% (v/v) trifluoroacetic acid in acetonitrile) *m/z*: [M-H][−] Calcd. for C₁₈H₇Br₂F₂N₂S 478.8670; Found 478.8695.

5,6-difluoro-4,7-bis(4-fluorophenyl)benzo[c][1,2,5]thiadiazole (12c).^{22b,26} Compound **12c** was synthesized from **10** (100 mg, 0.58 mmol) and 1-fluoro-4-iodobenzene (516 mg, 2.32 mmol) in accordance with the general procedure. The crude product was purified by column chromatography on silica gel (from hexane: ethyl acetate 9.5:0.5 to CH₂Cl₂) and by washing with ethyl acetate affording **12c** (90 mg, 43%) as a pale yellow solid, m.p. = 261–263 °C (after washing with ethyl acetate) (lit. 233–240 °C).²⁶ ¹H NMR (CDCl₃, 500 MHz) δ: 7.83 (dd, *J* = 8.7, 5.4 Hz, 4H), 7.28 (d, *J* = 8.7 Hz, 4H). ¹³C{¹H} NMR (CDCl₃, 126 MHz) δ: 163.3 (d, *J* = 249.9 Hz), 150.5 (t, *J* = 3.7 Hz), 150.4 (dd, *J* = 258.8, 20.4 Hz), 132.6 (d, *J* = 8.4 Hz), 126.2 (d, *J* = 3.6 Hz), 118.0 (dd, *J* = 10.4, 4.7 Hz), 115.9 (d, *J* = 21.8 Hz). MS (70 eV): *m/z* (%) 360 (M⁺, 100), 341 (15), 327 (32).

5,6-difluoro-4,7-bis(4-methoxyphenyl)benzo[c][1,2,5]thiadiazole (12d).^{22b,26} Compound **12d** was synthesized from **10** (100 mg, 0.58 mmol) and 1-iodo-4-methoxybenzene (544 mg, 2.32 mmol) in accordance with the general procedure. The crude product was purified by column chromatography on silica gel (hexane: ethyl acetate from 9:1 to 7:3) affording **12d** (142 mg, 64%) as a yellow solid, m.p. = 208–210 °C (after washing with ethyl acetate) (lit. 214–215 °C).²⁶ ¹H NMR (CDCl₃, 500 MHz) δ: 7.80 (d, *J* = 8.8 Hz, 4H), 7.10 (d, *J* = 8.8 Hz, 4H), 3.91 (s, 6H). ¹³C{¹H} NMR (CDCl₃, 126 MHz) δ: 106.3, 150.8 (t, *J* = 3.9 Hz), 150.3 (dd, *J* = 257.2, 20.4 Hz), 132.0, 122.7, 118.1 (dd, *J* = 10.4, 4.8 Hz), 114.2, 55.5. HRMS (LC-IT-TOF, elution with 0.01% (v/v) trifluoroacetic acid in acetonitrile) *m/z*: [M+H]⁺ Calcd. for C₂₀H₁₅F₂N₂O₂S 385.0817; Found 385.0800.

General procedure for the synthesis of compounds 12e–g: A round-bottomed flask (10 mL) with a screw cap

and equipped with a magnetic stirrer was charged with **11** (1 equiv), aryl iodide (4 equiv), Pd(OPiv)₂ (10 mol%), P(o-MeOPh)₃ (20 mol%) and Ag₂CO₃ (1 equiv). The resulting heterogeneous reaction mixture was reacted at 110 °C (sand bath) under magnetic stirring. After 18 h, the mixture was cooled to room temperature and the crude product was purified by column chromatography on silica gel.

1,1'-((5,6-difluoro-2-(heptadecan-9-yl)-2H-benzo[d][1,2,3]triazole-4,7-diyl)bis(4,1-phenylene))diethanone (12e). Compound **12e** was synthesized from **11** (100 mg, 0.25 mmol) and 1-(4-iodophenyl)ethanone (250 mg, 1.02 mmol) in accordance with the general procedure. The crude product was purified by column chromatography on silica gel (from hexane: ethyl acetate 9.5:0.5) affording **12e** (88 mg, 55%) as a white solid, m.p. = 84–85 °C (after crystallization from hexane). ¹H NMR (CDCl₃, 500 MHz) δ: 8.14 (d, *J* = 8.3 Hz, 4H), 8.07 (d, *J* = 8.3 Hz, 4H), 4.85–4.78 (m, 1H), 2.68 (s, 6H), 2.19–2.09 (m, 2H), 1.95–1.86 (m, 2H), 1.33–1.16 (m, 22H), 1.06–0.97 (m, 2H), 0.84 (t, *J* = 6.9 Hz, 6H). ¹³C{¹H} NMR (CDCl₃, 126 MHz) δ: 197.6, 147.9 (dd, *J* = 252.9, 19.4 Hz), 138.6 (t, *J* = 4.0 Hz), 136.8, 135.5, 130.5, 128.4, 116.4 (dd, *J* = 10.3, 3.6 Hz), 68.8, 35.4, 31.8, 29.3, 29.1, 29.1, 26.7, 26.0, 22.6, 14.0. HRMS (LC-IT-TOF, elution with methanol) *m/z*: [M+Na]⁺ Calcd. for C₃₉H₄₉F₂N₃O₂Na 652.3674; Found 652.3670.

dimethyl 4,4'-((5,6-difluoro-2-(heptadecan-9-yl)-2H-benzo[d][1,2,3]triazole-4,7-diyl)dibenzoate (12f). Compound **12f** was synthesized from **11** (100 mg, 0.25 mmol) and methyl 4-iodobenzoate (266 mg, 1.02 mmol) in accordance with the general procedure. The crude product was purified by column chromatography on silica gel (from hexane: ethyl acetate 9.5:0.5) affording **12f** (124 mg, 74%) as a white solid, m.p. = 92–93 °C (after crystallization from hexane). ¹H NMR (CDCl₃, 500 MHz) δ: 8.22 (d, *J* = 8.6 Hz, 4H), 8.04 (d, *J* = 8.6 Hz, 4H), 4.85–4.77 (m, 1H), 3.97 (s, 6H), 2.18–2.08 (m, 2H), 1.95–1.86 (m, 2H), 1.34–1.16 (m, 22H), 1.07–0.97 (m, 2H), 0.84 (t, *J* = 7.0 Hz, 6H). ¹³C{¹H} NMR (CDCl₃, 126 MHz) δ: 166.9, 148.0 (dd, *J* = 253.1, 19.8 Hz), 138.8 (t, *J* = 3.6 Hz), 135.6, 130.5, 130.2, 129.8, 116.6 (dd, *J* = 10.5, 3.4 Hz), 68.9, 52.4, 35.6, 31.9, 29.5, 29.3, 29.2, 26.1, 22.8, 14.2. HRMS (LC-IT-TOF, elution with methanol) *m/z*: [M+Na]⁺ Calcd. for C₃₉H₄₉F₂N₃O₄Na 684.3583; Found 684.3568.

5,6-difluoro-2-(heptadecan-9-yl)-4,7-bis(4-methoxyphenyl)-2H-benzo[d][1,2,3]triazole (12g). Compound **12g** was synthesized from **11** (100 mg, 0.25 mmol) and 1-iodo-4-methoxybenzene (238 mg, 1.02 mmol) in accordance with the general procedure. The crude product was purified by column chromatography on silica gel (from hexane: ethyl acetate 9.5:0.5) affording **12g** (100 mg, 65%) as a white solid, m.p. = 69–70 °C (after crystallization from hexane). ¹H NMR (CDCl₃, 500 MHz) δ: 7.93 (d, *J* = 8.6 Hz, 4H), 7.08 (d, *J* = 8.6 Hz, 4H), 4.84–4.76 (m, 1H), 3.90 (s, 6H), 2.19–2.10 (m, 2H), 1.95–1.85 (m, 2H), 1.32–1.17 (m, 22H), 1.07–0.98 (m, 2H), 0.85 (t, *J* = 6.9 Hz, 6H). ¹³C{¹H} NMR (CDCl₃, 126 MHz) δ: 159.8, 147.6

(dd, *J* = 249.3, 19.5 Hz), 139.1 (t, *J* = 4.2 Hz), 131.7, 123.7, 115.8 (dd, *J* = 10.1, 3.6 Hz), 114.1, 68.6, 55.5, 35.6, 31.9, 29.5, 29.3, 29.3, 26.2, 22.8, 14.2. HRMS (LC-IT-TOF, elution with methanol) *m/z*: [M+Na]⁺ Calcd. for C₃₇H₄₉F₂N₃O₂Na 628.3685; Found 628.3686.

ASSOCIATED CONTENT

Supporting Information. Copy of ¹H NMR spectra of known compounds. Copy of ¹H and ¹³C NMR spectra of new compounds. "This material is available free of charge via the Internet at <http://pubs.acs.org>."

AUTHOR INFORMATION

Corresponding Author

* E-mail: gianlucamaria.farinola@uniba.it

Author Contributions

The manuscript was written through contributions of all authors.

Funding Sources

This work was financially supported by "XF-actors 727987".

ACKNOWLEDGMENT

The authors thank Dr Donato I. Coppi for the preparation of DPP-derivative 3.

REFERENCES

- (a) Santoro, S.; Kozhushkov, S. I.; Ackermann, L.; Vaccaro, L. Heterogeneous catalytic approaches in C–H activation reactions. *Green Chem.* **2016**, *18*, 3471–3493. (b) Rossi, R.; Lessi, M.; Manzini, C.; Marianetti, G.; Bellina, F. Transition Metal-Free Direct C–H (Hetero)arylation of Heteroarenes: A Sustainable Methodology to Access (Hetero)aryl-Substituted Heteroarenes. *Adv. Synth. Catal.* **2015**, *357*, 3777–3814. (c) Segawa, Y.; Maekawa, T.; Itami, K. Synthesis of Extended π-Systems through C–H Activation. *Angew. Chem., Int. Ed.* **2015**, *54*, 66–81.
- (a) Hfaiedh, A.; Yuan, K.; Ben Ammar, H.; Ben Hassine, B.; Soule, J. F.; Doucet, H. Eco-Friendly Solvents for Palladium-Catalyzed Desulfative C–H Bond Arylation of Heteroarenes. *ChemSusChem* **2015**, *8*, 1794–1804. (b) Fischmeister, C.; Doucet, H. Greener solvents for ruthenium and palladium-catalysed aromatic C–H bond functionalization. *Green Chem.* **2011**, *13*, 741–753.
- (a) Duan, L.; Fu, R.; Zhang, B.; Shi, W.; Chen, S.; Wan, Y. An Efficient Reusable Mesoporous Solid-Based Pd Catalyst for Selective C₂ Arylation of Indoles in Water. *ACS Catal.* **2016**, *6*, 1062–1074. (b) Huang, Y.-B.; Shen, M.; Wang, X.; Huang, P.; Chen, R.; Lin, Z.-J.; Cao, R. Water-medium C–H activation over a hydrophobic perfluoroalkane-decorated metal-organic framework platform. *J. Catal.* **2016**, *333*, 1–7. (c) Cho, B. S.; Bae, H. J.; Hung, Y. K. Phosphine-Free Palladium-Catalyzed Direct Bisarylation of Pyrroles with Aryl Iodides on Water. *J. Org. Chem.* **2015**, *80*, 5302–5307. (d) Xu, Z.; Xu, Y.; Lu, H.; Yang, T.; Lin, X.; Shao, L.; Ren, F. Efficient and C₂-selective arylation of indoles, benzofurans, and benzothiophenes with iodobenzenes in water at room temperature. *Tetrahedron* **2015**, *71*, 2616–2621. (e) Malmgren, J.; Nagendiran, A.; Tai, C.-

- W.; Bäckvall, J.-E.; Olofsson, B. C-2 Selective Arylation of Indoles with Heterogeneous Nanopalladium and Diaryliodonium Salts. *Chem. - Eur. J.* **2014**, *20*, 13531-13535. (f) Islam, S.; Larrosa, I. "On Water", Phosphine-Free Palladium-Catalyzed Room Temperature C-H Arylation of Indoles. *Chem. - Eur. J.* **2013**, *19*, 15093-15096. (g) Li, B.; Dixneuf, P. H. sp² C-H bond activation in water and catalytic cross-coupling reactions. *Chem. Soc. Rev.* **2013**, *42*, 5744-5767.
- (4) (a) Ehlers, P.; Petrosyan, A.; Baumgard, J.; Jopp, S.; Steinfeld, N.; Ghochikyan, T. V.; Saghyan, A. S.; Fischer, C.; Langer, P. Synthesis of 2,5-Diarylpyrroles by Ligand-Free Palladium-Catalyzed CH Activation of Pyrroles in Ionic Liquids. *ChemCatChem* **2013**, *5*, 2504-2511. (b) Vakuliuk, O.; Gryko, D. T. Direct Arylation of Pyrrole Derivatives in Ionic Liquids. *Eur. J. Org. Chem.* **2011**, *2011*, 2854-2859. (c) Kalkhambkar, R. G.; Laali, K. K. Pd(OAc)₂-catalyzed cross-coupling of polyfluoroarenes with simple aromatics in imidazolium ionic liquids (ILs) without oxidant and additive and with recycling/reuse of the IL. *Tetrahedron Lett.* **2011**, *52*, 5525-5529.
- (5) Punzi, A.; Coppi, D. I.; Matera, S.; Capozzi, M. A. M.; Operamolla, A.; Ragni, R.; Babudri, F.; Farinola, G. M. Pd-Catalyzed Thiophene-Aryl Coupling Reaction via C-H Bond Activation in Deep Eutectic Solvents. *Org. Lett.* **2017**, *19*, 4754-4757.
- (6) (a) Jagtap, R. A.; Soni, V.; Punji, B. Expedient and Solvent-Free Nickel-Catalyzed C-H Arylation of Arenes and Indoles. *ChemSusChem* **2017**, *10*, 2242-2248. (b) Bensaid, S.; Doucet, H. Solvent-Free Palladium-Catalyzed Direct Arylation of Heteroaromatics with Aryl Bromides. *ChemSusChem* **2012**, *5*, 1559-1567. (c) Castro, S.; Fernández, J. J.; Vicente, R.; Fañanás, F. J.; Rodríguez, F. Base- and metal-free C-H direct arylations of naphthalene and other unbiased arenes with diaryliodonium salts. *Chem. Commun.*, **2012**, *48*, 9089-9091. (d) Bedford, R. B.; Mitchell, C. J.; Webster, R. L. Solvent free catalytic C-H functionalization. *Chem. Commun.*, **2010**, *46*, 3095-3097.
- (7) (a) Punzi, A.; Operamolla, A.; Hassan Omar, O.; Brunetti, F.; Scaccabarozzi, A.; Farinola, G. M.; Stingelin, N. Designing Small Molecules as Ternary Energy-Cascade Additives for Polymer:Fullerene Solar Cell Blends. *Chem. Mater.* **2018**, *30*, 2213-2217. (b) Punzi, A.; Maiorano, E.; Nicoletta, F.; Blasi, D.; Ardizzone, A.; Ventosa, N.; Ratera, I.; Veciana, J.; Farinola, G. M. 1,2,3-Triazole-Diketopyrrolopyrrole Derivatives with Tunable Solubility and Intermolecular Interactions. *Eur. J. Org. Chem.* **2016**, *2016*, 2617-2627. (c) Punzi, A.; Capozzi, M.A.M.; Fino, V.; Carlucci, C.; Suriano, M.; Mesto, E.; Schingaro, E.; Orgiu, E.; Bonacchi, S.; Leydecker, T.; Samori, P.; Musio, R.; Farinola, G. M. Croconaines as molecular materials for organic electronics: synthesis, solid state structure and use in transistor devices. *J. Mater. Chem. C* **2016**, *4*, 3138-3142. (d) Farinola, G.M., Fiandanese, V.; Mazzone, L.; Naso F. A novel and efficient route to (E)-alk-1-enyl boronic acid derivatives from (E)-1-(trimethylsilyl)alk-1-enes and a formal Suzuki-Miyaura cross-coupling reaction starting with vinylsilanes. *J. Chem. Soc., Chem. Commun.*, **1995**, *24*, 2523-2524.
- (8) (a) Punzi, A.; Nicoletta, F.; Marzano, G.; Fortuna, C.G.; Dagar, J.; Brown, T.M.; Farinola, G. M. Synthetic Routes to TEG-Substituted Diketopyrrolopyrrole-Based Low Band-Gap Polymers. *Eur. J. Org. Chem.* **2016**, *2016*, 3233-3242. (b) Marzano, G.; Carulli, F.; Babudri, F.; Pellegrino, A.; Po, R.; Luzzati, S.; Farinola, G. M. PBDTPD for plastic solar cells via Pd(PPh₃)₄-catalyzed direct (hetero)arylation polymerization. *J. Mater. Chem. A* **2016**, *4*, 17163-17170.
- (9) (a) Tamilavan, V.; Liu, Y.; Agneeswari, R.; Lee, D. Y.; Cho, S.; Jin, Y.; Park, S. H.; Hyun, M.H. Property modulation of ternary copolymer via the diverse arrangements of two different repeating units for polymer solar cells and thin film transistors. *Polymer* **2016**, *95*, 18-25. (b) Xiao, Z.; Subbiah, J.; Sun, K.; Ji, S.; Jones, D. J.; Holmes, A. B.; Wong, W.W.H. Thiazolyl substituted benzodithiophene copolymers: synthesis, properties and photovoltaic applications. *J. Mater. Chem. C* **2014**, *2*, 1306-1313. (c) Cabanetos, C.; El Labban, A.; Bartelt, J. A.; Douglas, J. D.; Mateker, W.R.; Frechet, J.M.J.; McGehee, M.D.; Beaujuge, P.M. Linear Side Chains in Benzo[1,2-b:4,5-b']dithiophene-Thieno[3,4-c]pyrrole-4,6-dione Polymers Direct Self-Assembly and Solar Cell Performance. *J. Am. Chem. Soc.* **2013**, *135*, 4656-4659. (d) Berrouard, P.; Dufresne, S.; Pron, A.; Veilleux, J.; Leclerc, M. Low-Cost Synthesis and Physical Characterization of Thieno[3,4-c]pyrrole-4,6-dione-Based Polymers. *J. Org. Chem.* **2012**, *77*, 8167-8173.
- (10) (a) Li, W.; Hendriks, K. H.; Wienk, M. M.; Janssen, R. A. J. Acc. Diketopyrrolopyrrole Polymers for Organic Solar Cells. *Chem. Res.*, **2016**, *49*, pp 78-85. (b) Nielsen, C. B.; Turbiez, M.; McCulloch, I. Recent Advances in the Development of Semiconducting DPP-Containing Polymers for Transistor Applications. *Adv. Mater.* **2013**, *25*, 1859-1880.
- (11) Kaur, M.; Choi, D.H. Diketopyrrolopyrrole: brilliant red pigment dye-based fluorescent probes and their applications. *Chem. Soc. Rev.* **2015**, *44*, 58-77.
- (12) (a) Lucarelli, J.; Lessi, M.; Manzini, C.; Minei, P.; Bellina, F.; Pucci, A. N-alkyl diketopyrrolopyrrole-based fluorophores for luminescent solar concentrators: Effect of the alkyl chain on dye efficiency. *Dyes and Pigments* **2016**, *135*, 154-162. (b) Zhang, J.; Kang, D.-Y.; Barlow, S.; Marder, S. R. Transition metal-catalyzed C-H activation as a route to structurally diverse di(arylthiophenyl)-diketopyrrolopyrroles. *J. Mater. Chem.* **2012**, *22*, 21392-21394.
- (13) Padmavathi, R.; Sankar, R.; Gopalakrishnan, B.; Parella, R.; Babu, S.A. Pd(OAc)₂/AgOAc Catalytic System Based Bidentate Ligand Directed Regiocontrolled C-H Arylation and Alkylation of the C-3 Position of Thiophene- and Furan-2-carboxamides. *Eur. J. Org. Chem.* **2015**, *2015*, 3727-3742.
- (14) Satonaka, H. The Substituent Effects in Thiophene Compounds. I. ¹H NMR and IR Studies in Methyl (Substituted 2-Thiophenecarboxylate)s. *Bull. Chem. Soc. Jpn.* **1983**, *56*, 2463-2468.
- (15) Liu, X.; Kong, F.; Tan, Z.; Cheng, T.; Chen, W.; Yu, T.; Guo, F.; Chen, J.; Yao, J.; Dai, S. Diketopyrrolopyrrole or benzodithiophene-arylamine small-molecule hole transporting materials for stable perovskite solar cells. *RSC Adv.* **2016**, *6*, 87454-87460.
- (16) Pappenfus, T.M.; Seidenkranz, D.T.; Lovander, M.D.; Beck, T.L.; Karels, B.J.; Ogawa, K.; Janzen, D.E. Synthesis and Electronic Properties of Oxidized Benzo[1,2-b:4,5-b']dithiophenes. *J. Org. Chem.* **2014**, *79*, 9408-9412.
- (17) (a) Jung, I.H.; Lo, W.-Y.; Jang, J.; Chen, W.; Zhao, D.; Landry, E.S.; Lu, L.; Talapin, D.V.; Yu, L. Synthesis and Search for Design Principles of New Electron Accepting Polymers for All-Polymer Solar Cells. *Chem. Mater.* **2014**, *26*, 3450-3459. (b) Nandakumar, M.; Karunakaran, J.; Mohanakrishnan, A.K. Diels-Alder Reaction of 1,3-Diarylbenzo[c]furans with Thiophene S,S-Dioxide/Indenone Derivatives: A Facile Preparation of Substituted Dibenzothiophene S,S-Dioxides and Fluorenones. *Org. Lett.* **2014**, *16*, 3068-3071.
- (18) Khambhati, D.P.; Sachinthan, K.A.N.; Rheingold, A.L.; Nelson, T. L. Regioselective copper-catalyzed direct arylation of benzodithiophene-S,S-tetraoxide. *Chem. Commun.* **2017**, *53*, 5107-5109.
- (19) (a) He, C.-Y.; Wu, C.-Z.; Qing, F.-L.; Zhang, X. Direct (Het)Arylation of Fluorinated Benzothiadiazoles and Benzotriazole with (Het)Aryl Iodides. *J. Org. Chem.* **2014**, *79*, 1712-1718. (b) Chen, F.; Min, Q.-Q.; Zhang, X. Pd-Catalyzed Direct Arylation of Polyfluoroarenes on Water under Mild

- Conditions Using PPh₃ Ligand. *J. Org. Chem.*, **2012**, *77*, 2992-2998.
- (20)(a) Ragni, R.; Maiorano, V.; Pugliese, M.; Maggiore, A.; Orselli, E.; Babudri, F.; Gigli, G.; De Cola, L.; Farinola, G. M. A highly fluorinated iridium complex as a blue-green emitting component for white electroluminescence. *Synth. Met.* **2017**, *227*, 148-155. (b) Losurdo, M.; Giangregorio, M. M.; Capezzuto, P.; Cardone, A.; Martinelli, C.; Farinola, G. M.; Babudri, F.; Naso, F.; Buchel, M.; Bruno, G. Blue-Gap Poly(*p*-phenylene vinylene)s with Fluorinated Double Bonds: Interplay Between Supramolecular Organization and Optical Properties in Thin Films. *Adv. Mater.* **2009**, *21*, 1115-1120. (c) Piacenza, M.; Della Sala, F.; Farinola, G. M.; Martinelli, C.; Gigli, G. Large blue-shift in the optical spectra of fluorinated polyphenylenevinylenes. A combined theoretical and experimental study. *J. Phys. Chem. B* **2008**, *112*, 2996-3004.
- (21) Uy, R. L.; Price, S. C.; You, W. Structure-Property Optimizations in Donor Polymers via Electronics, Substituents, and Side Chains Toward High Efficiency Solar Cells. *Macromol. Rapid Commun.* **2012**, *33*, 1162-1177.
- (22)(a) Zhang, J.; Parker, T. C.; Chen, W.; Williams, L.; Khrustalev, V. N.; Jucov, E. V.; Barlow, S.; Timofeeva, T. V.; Marder, S. C-H-Activated Direct Arylation of Strong Benzothiadiazole and Quinoxaline-Based Electron Acceptors. *J. Org. Chem.*, **2016**, *81*, 360-370. (b) Zhang, J.; Chen, W.; Rojas, A. J.; Jucov, E. V.; Timofeeva, T. V.; Parker, T. C.; Barlow, S.; Marder, S. R. Controllable Direct Arylation: Fast Route to Symmetrical and Unsymmetrical 4,7-Diaryl-5,6-difluoro-2,1,3-benzothiadiazole Derivatives for Organic Optoelectronic Materials. *J. Am. Chem. Soc.* **2013**, *135*, 16376-16379.
- (23) (a) Dou, L.; Chen, C.-C.; Yoshimura, K.; Ohya, K.; Chang, W.-H.; Gao, J.; Liu, Y.; Richard, E.; Yang, Y. Synthesis of 5H-Dithieno[3,2-*b*:2',3'-*d*]pyran as an Electron-Rich Building Block for Donor-Acceptor Type Low-Bandgap Polymers. *Macromolecules* **2013**, *46*, 3384-3390. (b) Wang, N.; Chen, Z.; Wei, W.; Jiang, Z. Fluorinated Benzothiadiazole-Based Conjugated Polymers for High-Performance Polymer Solar Cells without Any Processing Additives or Post-treatments. *J. Am. Chem. Soc.* **2013**, *135*, 17060-17068. (c) Zhang, Y.; Chien, S. C.; Chen, K. S.; Yip, H. L.; Sun, Y.; Davies, J. A.; Chen, F. C.; Jen, A. K. Increased open circuit voltage in fluorinated benzothiadiazole-based alternating conjugated polymers. *Chem. Commun.* **2011**, *47*, 1026-1028. (24) Hou, L.; Hou, J.; Chen, H.; Zhang, S.; Jang, Y.; Chen, T. L.; Yang, Y. Bandgap and Molecular Level Control of the Low-Bandgap Polymers Based on 3,6-Dithiophen-2-yl-2,5-dihydropyrrolo[3,4-*c*]pyrrole-1,4-dione toward Highly Efficient Polymer Solar Cells. *Macromolecules* **2009**, *42*, 6564-6571.
- (25)(a) Yuan, J.; Ma, W. Diketopyrrolopyrrole based highly crystalline conjugated molecules for application in small molecule donor-polymer acceptor nonfullerene organic solar cells. *Organic Electronics* **2016**, *39*, 279-287. (b) Liu, S.-Y.; Shi, M.-M.; Huang, J.-C.; Jin, Z.-N.; Hu, X.-L.; Pan, J.-Y.; Li, H.-Y.; Jen, A. K.-Y.; Chen, H.-Z. C-H activation: making diketopyrrolopyrrole derivatives easily accessible. *J. Mater. Chem. A*, **2013**, *1*, 2795-2805.
- (26) Komiyama, T.; Minami, Y.; Hiyama, T. Aryl(triethyl)silanes for Biaryl and Teraryl Synthesis by Copper(II)-Catalyzed Cross-Coupling Reaction. *Angew. Chem. Int. Ed.* **2016**, *55*, 15787-15791.

1
2
3
4
5
6
7
8
9
10
11
12
13
14
15
16
17
18
19
20
21
22
23
24
25
26
27
28
29
30
31
32
33
34
35
36
37
38
39
40
41
42
43
44
45
46
47
48
49
50
51
52
53
54
55
56
57
58
59
60

