

Sequential Electrophile/Nucleophile Additions for η^2 -Cyclopentadiene Complexes of Osmium(II), Ruthenium(II), and Rhenium(I)

Michael L. Spera, R. Martin Chin, Mark D. Winemiller, Katharine W. Lopez, Michal Sabat, and W. Dean Harman*

Department of Chemistry, University of Virginia, Charlottesville, Virginia 22901

Received October 24, 1996[®]

Summary: A series of d^6 transition-metal complexes of the type $ML_5(\eta^2-CpH)$, where $ML_5 = [Os^{II}(NH_3)_5]^{2+}$, $[Ru^{II}(NH_3)_5]^{2+}$, and $[Re^I(PPh_3)(PF_3)(dien)]^+$, were synthesized as their triflate salts and combined with electrophiles (HOTf, $CH_2(OCH_3)_2$) to form η^3 -allyl complexes. Treatment of these π -allyl complexes with the mild carbon nucleophile 1-methoxy-2-methyl-1-(trimethylsiloxy)propene (MMTP) followed by decomplexation affords substituted η^2 -cyclopentene derivatives with excellent regio- and stereocontrol. Deuteration and NOE studies for the π -allyl complexes along with stereochemical analysis of the organic products confirm that both electrophilic and nucleophilic addition occurs exclusively from the *exo* face of the ring (opposite to metal coordination) for all three systems.

Although η^4 -coordinate triene complexes have been observed to react with electrophiles at an uncoordinated olefinic carbon,¹ the analogous reaction for a simple η^2 -diene is far less common.² Electrophilic additions to η^4 -dienes have been reported, but the commonly invoked reaction mechanism for this process involves electrophilic addition (typically a proton) to the metal followed by transfer to the *endo* face of the diene.³ As a π -base, pentaammineosmium(II) has demonstrated an ability to activate η^2 -coordinated aromatic π systems toward electrophilic addition,⁴ and we questioned whether this or other electron-rich $16e^-$ systems might promote the reaction of unactivated dienes toward the direct addition of an electrophile.⁵ Herein we describe the reactions of an η^2 -cyclopentadiene ligand with a Brønsted acid and a carbon electrophile (an acetal) for three d^6 -transition-metal systems: $\{Os(NH_3)_5\}^{2+}$, $\{Ru(NH_3)_5\}^{2+}$, and $\{Re(dien)(PPh_3)(PF_3)\}^+$ (Figure 1; all complexes are isolated as their triflate salts).⁶

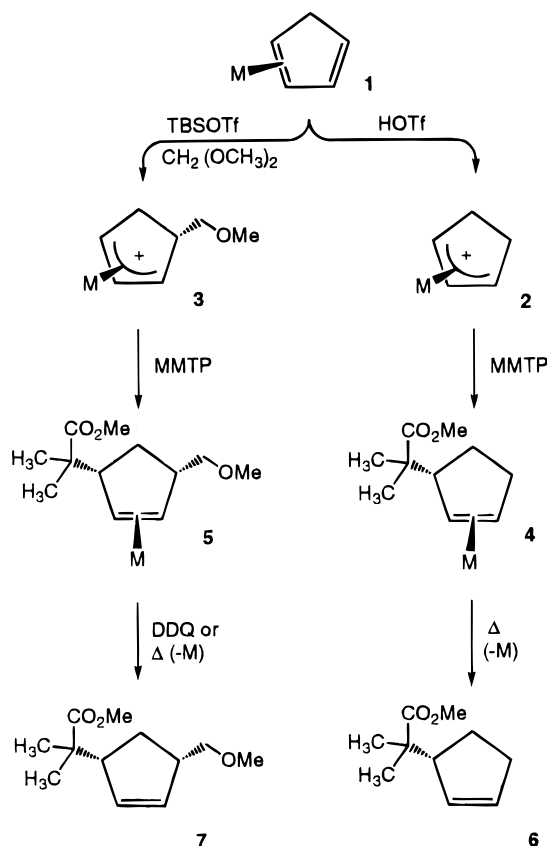


Figure 1. Reaction scheme for η^2 -diene complexes where (a) $M = \{Os(NH_3)_5\}^{2+}$, (b) $M = \{Ru(NH_3)_5\}^{2+}$, and (c) $M = \{fac-Re(dien)(PPh_3)(PF_3)\}^+$ (all complexes isolated as triflate salts).

Desiring the simplest cyclic diene possible, we chose cyclopentadiene for our initial study. The corresponding pentaammineosmium(II) complex **1a** is readily prepared (95%) using established methods.⁷ Treatment of a methanol or an acetonitrile solution of **1a** with 1.2 equiv of HOTf generates the π -allyl species **2a** in 72% isolated yield. ¹H and ¹³C spectral features are typical for a symmetrical π -allylic species⁸ and are in good agreement

(7) Synthesis and characterization of **1a**: $Os(NH_3)_5(OTf)_3$ (3.02 g, 4.18 mmol) was reduced (Mg^0 , 3.02 g) in a solution of cyclopentadiene (3.15 g, 49.2 mmol) and DMAc (2.95 g). Yield upon precipitation in CH_2Cl_2 : 2.54 g (95%). ¹H NMR (CD_3CN): δ 6.32 (dd, $J = 6.8$ Hz, 1.9 Hz, 1H), 5.97 (dd, $J = 6.8$ Hz, 2.1 Hz, 1H), 4.65 (d, $J = 5.9$ Hz, 1H), 4.13 (d, $J = 5.9$ Hz, 1H), 4.10 (br s, 3H), 2.89 (br s, 12H), 2.45 (m, 1H), 2.38 (m, 1H). Anal. Calcd for $C_7H_{27}N_5O_6F_6S_2Os$: C, 13.15; H, 3.31; N, 10.95. Found: C, 12.96; H, 3.60; N, 10.78.

(8) Characterization data for **2a**: ¹H NMR (CD_3CN) δ 5.72 (d, $J = 2.9$ Hz, 1H), 4.99 (t, $J = 2.9$ Hz, 1H), 4.88 (br s, 3H), 3.71 (br s, 12H), 2.94 (d, $J = 16.2$ Hz, 1H), 1.63 (d, $J = 16.2$ Hz, 1H); ¹³C NMR (CD_3CN) δ 94.41 (CH), 83.63 (CH), 31.86 (CH_2). Anal. Calcd for $C_8H_{22}N_5O_3F_3Os$: C, 12.17; H, 2.81; N, 8.87. Found: C, 11.95; H, 2.47; N, 9.14.

[®] Abstract published in *Advance ACS Abstracts*, December 1, 1996.

(1) Brookhart, M.; Volpe, A. F., Jr.; Yoon, J. In *Comprehensive Organic Synthesis*; Trost, B. M., Ed.; Pergamon Press: Oxford, U.K., 1991; Vol. 4, Chapter 3.5.

(2) (a) Pearson, A. J.; Srinivasan, K. *J. Org. Chem.* **1992**, *57*, 3965. (b) Brookhart, M.; Noh, S. K.; Timmers, F. J.; Hong, Y. H. *Organometallics* **1988**, *7*, 2458. (c) Johnson, B. F. G.; Lewis, J.; Randall, G. L. *P. Chem. Commun.* **1969**, 1273.

(3) (a) Johnson, B. F. G.; Lewis, J.; Yarrow, D. J. *J. Chem. Soc., Dalton Trans.* **1972**, 2084. (b) Pearson, A. J. *Metallo-organic Chemistry*; Wiley: New York, 1985; p 267.

(4) (a) Kopach, M. E.; Gonzalez, J.; Harman, W. D. *J. Am. Chem. Soc.* **1991**, *56*, 4321. (b) Hodges, L. M.; Gonzalez, J.; Myers, W. H.; Koontz, J. I.; Harman, W. D. *J. Org. Chem.* **1995**, *60*, 2125. (c) Kolis, S. P.; Gonzales, J.; Bright, L. M.; Harman, W. D. *Organometallics* **1996**, *15*, 245.

(5) Shepherd has demonstrated that addition of Br_2 occurs on the uncoordinated portion of butadiene, but this reaction readily occurs for organic olefins. See: Elliot, M. G.; Shepherd, R. E. *Inorg. Chem.* **1988**, *27*, 3332.

(6) The complex $[Os(NH_3)_5(\eta^2-1,3-cyclohexadiene)]^{2+}$ was previously reported to undergo protonation to form an allyl species; however, nothing was reported about the mechanism. See: Harman, W. D.; Hasegawa, T.; Taube, H. *Inorg. Chem.* **1991**, *30*, 453.

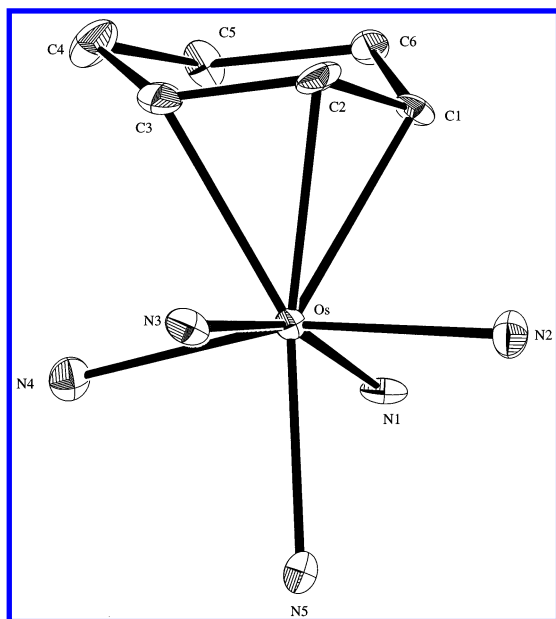
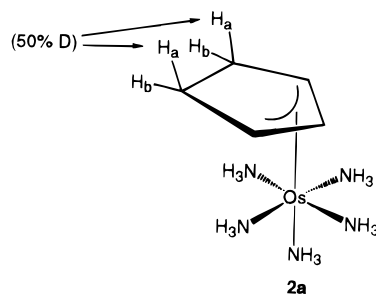


Figure 2. ORTEP drawing for the π -allyl complex $[\text{Os}(\text{NH}_3)_5(\eta^3\text{-C}_6\text{H}_9)]^{3+}$ (**8**). Selected bond lengths (Å): Os–C(1), 2.25 (1); Os–C(2), 2.19(1); Os–C(3), 2.26(1); C(1)–C(2), 1.40(2); C(2)–C(3), 1.42(2). Selected bond angles (deg): C(1)–C(2)–C(3), 111(1).

with what has been reported for the cyclohexadiene analog, **8** (Figure 2).⁶ Although efforts to grow a crystal of **2a** suitable for structural analysis were unsuccessful, well-formed crystals of **8** were eventually obtained from acetonitrile solution and an X-ray structure determination was carried out.⁹ Carbon–metal bond lengths are virtually identical (2.25, 2.26 Å) for the two terminal carbons (Figure 2), while the central carbon is drawn in considerably closer to the osmium (2.19 Å).

To establish the facial selectivity of diene protonation, a sample of **1a** was treated with DOTf in CD_3OD to generate **2a-d₁**. A ^1H NMR spectrum (CD_3CN) establishes that only one of the four diastereotopic methylene positions incorporates a significant amount of deuterium. For **2a-d₁**, the overall intensity of the resonance H_a is lowered by half, while the signal for H_b becomes a superposition of the original doublet (1.67 ppm; 3.7 Hz) and a new a singlet (1.62 ppm). When the *cis*-ammine signal is irradiated, an 11% NOE is measured for H_b . Taken together, these observations confirm that protonation occurs from the *exo* face of the diene.¹⁰



(9) Crystal data for **8**, $[\text{Os}(\text{NH}_3)_5(\text{C}_6\text{H}_9)](\text{OTf})_3 \cdot 2\text{CH}_3\text{CN}$: $\text{C}_{11}\text{H}_{24}\text{F}_9\text{N}_6\text{O}_9\text{S}_3\text{Os}$; $M = 841.7$; triclinic, $P\bar{1}$ (No. 2); $a = 12.105(4)$, $b = 15.648(6)$, $c = 8.457(3)$ Å; $\alpha = 105.46(2)^\circ$, $\beta = 102.71^\circ$, $\gamma = 103.97^\circ$; $V = 1427$ Å³; $Z = 2$; $D_{\text{calc}} = 1.96$ g cm⁻³. Unique reflections: 5015. $R = 0.064$, $R_w = 0.090$, and $\text{GOF} = 2.46$.

(10) *Exo* addition of electrophiles is also observed with aromatic systems bound to pentaammineosmium(II). See ref 4.

In a similar manner, a π -allyl species was prepared from the cyclopentadiene complex **1a** with a carbon electrophile.¹¹ Treatment of an acetonitrile solution of **1a** with the acetal dimethoxymethane (1.2 equiv) and Lewis acid (TBSOTf, 1.1 equiv) results in the formation of π -allyl **3a**. A full spectroscopic analysis¹² of **3a** reveals the methoxymethylcyclopentadienium species shown in Figure 1, where electrophilic addition again occurs to the *exo* face of the diene. Subsequent treatment of either allyl species **2a** or **3a** with a mild carbon nucleophile¹³ generates a substituted cyclopentene complex. For example, when a solution of **2a** or **3a** is combined with 1-methoxy-2-methyl-1-(trimethylsiloxy)propene (MMTP), alkene complexes are formed (**4a** (79%) and **5a** (81%)), respectively) that upon oxidation with DDQ (0.6 equiv) release the alkylated cyclopentenes **6** (70%) and **7** (75%), respectively. In the latter case, nucleophilic addition occurs to the allyl species to form a single regio- and diastereomer (>10:1) that ^{13}C and ^1H NMR, COSY, and NOE data indicate is the *cis*-3,5-disubstituted cyclopentene product.

The weaker π -donor properties of ruthenium make protonation of the diene complex **1b** considerably more difficult than its heavy-metal congener.¹⁴ Whereas **1a** can be protonated in methanol, the formation of the π -allyl species **2b** requires protonation of the diene complex **1b** in acetonitrile at -40°C . Spectral features for **2b** (-40°C , CD_3CN) correlate well with those of **2a**.¹⁵ Although attempts to isolate **2b** failed due to its thermal instability, it can be trapped by a suitable nucleophile to generate substituted cyclopentenes. For example, when a solution of **1b** (-50°C) is treated with triflic acid followed by MMTP, the cyclopentene complex **4b** is recovered in good yield (83%). Heating **4b** (30 min, 60°C) delivers the organic cyclopentene **6** in 63% yield. Repeating this sequence for **1b** with dimethoxymethane (TBSOTf; -45°C) delivers the disubstituted cyclopentene complex (**5b**) that when heated yields the *cis*-3,5-disubstituted cyclopentene **7** as a single regioisomer with good stereoselectivity (>10:1) in overall 83% yield from **1b**.

Hoping to show this novel diene reactivity for a metal outside of group VIII, our focus shifted to rhenium, where our intention was to examine a system with similar electronic structure to the pentaammineosmium(II) moiety. The system $\{fac\text{-Re}(\text{dien})(\text{PPh}_3)(\text{PF}_3)\}^+$ is isoelectronic with the osmium system, shows a similar electrochemical profile,¹⁶ and does not have chemically accessible electrons on its ancillary ligands that might be a target for an electrophile. When a sample of $[fac\text{-Re}(\text{dien})(\text{PPh}_3)(\text{PF}_3)(\text{OTf})](\text{OTf})$ ¹⁷ is reduced with Mg^0 in the presence of cyclopentadiene, the compound $[fac\text{-}$

(11) Preliminary evidence suggests that Michael acceptors, acetals, and alkyl triflates, all react with η^2 -diene complexes of osmium(II).

(12) These experiments include ^1H , ^{13}C , DEPT, and NOE.

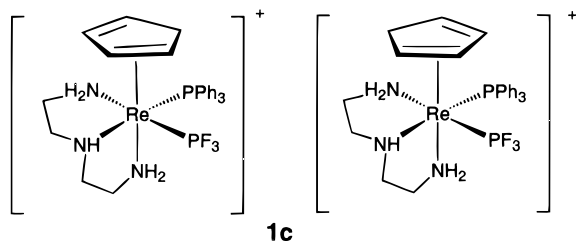
(13) Nucleophiles that react with **2**, **3**, or **8** include silylated enols, hydride, and cyanide reagents. Spera, M. L.; Lopez, K. W.; Harman, W. D. Preliminary results.

(14) Synthesis of **1b** is accomplished by reducing $\text{Ru}(\text{NH}_3)_5(\text{OTf})_3$ in acetone and CpH with Zn/Hg amalgam. Yield = 79%. See Supporting Information.

(15) Characterization of **2b**: Partial ^1H NMR (CD_3CN , -40°C) δ 5.18 (m, 1H), 5.02 (m, 1H), 4.75 (br s, 3H), 3.38 (dd, $J = 20.2$ Hz, 4.9 Hz, 1H), 2.92 (br s, 12H). One proton resonance was not assigned.

(16) For a number of examples, the reduction potentials of $[\text{Os}(\text{NH}_3)_5\text{L}]^{2+}$ and $[\text{Re}(\text{dien})(\text{PPh}_3)(\text{PF}_3)(\text{L})]^+$ are within 200 mV of each other. See ref 17.

(17) Chin, R. M.; Dubois, R. H.; Helberg, L. E.; Sabat, M.; Bartucz, T. Y.; Lough, A. J.; Morris, R. H.; Harman, W. D. Manuscript submitted for publication.

**1c****Figure 3.** Diastereomers for the diene complex **1c**.

Re(dien)(PPh₃)(PF₃)(η^2 -CpH)(OTf) (**1c**) is isolated (59%) as a 5:2 equilibrium mixture of diastereomers (Figure 3).¹⁸ Treatment of this mixture with triflic acid in methanol or acetonitrile generates the π -allyl complex **2c** (84%).¹⁹ In a similar manner, when diene complex **1c** is combined with dimethoxymethane (22 °C) and TBSOTf with 2,6-di-*tert*-butylpyridine, a 5:2 diastereomeric mixture of allyl species **3c** (86%) is formed, consistent with the original ratio of diene diastereomers.²⁰ Treatment of the allyl species **2c** and **3c** with MMTP (CH₃CN) generates the cyclopentene complexes **4c** (62%) and **5c** (59%), respectively. In the latter case, the cyclopentene complex is isolated as a 5.5:1 mixture

(18) Synthesis and characterization of **1c**: *fac*-[Re(OTf)(PPh₃)(PF₃)(dien)](OTf) (4.56 g, 4.86 mmol), cyclopentadiene (5.2 g, 78.8 mmol), and Mg⁰ were stirred in DME (35 mL; 2 h) and then filtered. The filtrate was added to Et₂O to precipitate the product as a white solid. Yield: 2.46 g (59%, 5:2 mixture of two isomers). ¹H NMR (CD₃CN, both isomers): δ 7.64–7.31 (m, 30H), 6.23 (br s, 1H), 6.13 (br s, 1H), 5.93 (m, 1H), 5.27 (m, 1H), 5.09 (m, 1H), 4.00 (m, 1H), 3.84 (m, 1H), 3.69–2.29 (m, 12H), 2.18 (m, 1H), 2.02–1.64 (m, 3H). Anal. Calcd for C₂₈H₃₄F₆O₃N₃P₂ReS: C, 39.34; H, 4.01; N, 4.92. Found: C, 39.82; H, 4.28; N, 4.90.

(19) Characterization of **2c**: 84% yield from the protonation (HOTf) of **1c** in acetonitrile. ¹H NMR (CD₃CN): δ 7.66–7.49 (m, 15 H), 5.78 (br s, 1 H), 4.60 (br s, 1 H), 4.49 (br s, 1 H), 4.43 (br s, 1 H), 4.25 (br s, 1 H), 4.02 (br s, 1 H), 3.96–3.79 (m, 2H), 3.26–3.04 (m, 5H), 3.03–2.75 (m, 2H), 2.57 (m, 1H), 2.41 (m, 1H), 0.93 (dd, *J* = 6.1 Hz, 15.9 Hz, 1H). Anal. Calcd for C₂₉H₃₅F₉O₆N₃P₂ReS₂: C, 34.66; H, 3.51; N, 4.18. Found: C, 34.63; H, 3.15; N, 4.10.

(20) Characterization of **3c** (both isomers): 86% yield from **1c**. ¹H NMR (CD₃CN): δ 7.64–7.39 (m, 15H), 6.04 (br s, 1H), 5.92 (br s, 1H), 4.74 (br s, 1H), 4.68 (br s, 1H), 4.42 (br s, 1H), 4.35 (br s, 1H), 4.16 (br s, 1H), 3.98 (br s, 1H), 3.79 (br s, 1H), 3.66 (m, 1H), 3.24 (s, 3H), 3.02 (s, 3H), 3.31–2.71 (m, 20H), 2.40–2.03 (m, 9H), 1.25 (m, 3H). Anal. Calcd for C₂₉H₃₉N₃F₉O₇P₂S₂Re: C, 33.99; H, 3.84; N, 4.10. Found: C, 33.71; H, 3.96; N, 4.11.

of isomers.²¹ When **5c** is heated in an acetonitrile solution, compound **7** is recovered as the same stereoisomer (de >90%) recovered from ruthenium or osmium.²² That **7** is recovered exclusively as the *cis* isomer confirms that electrophilic addition occurs from the *exo* face in the rhenium system as is observed for the group VIII metals.

For three complimentary d⁶ octahedral transition-metal systems we have shown that η^2 -dienes undergo direct electrophilic addition of both a proton and carbon electrophiles to form cationic π -allyl complexes. Given the general reactivity of allyl cations with mild nucleophiles, this sequential stereocontrolled addition of electrophile and nucleophile to an η^2 -diene complex is potentially a useful new synthetic tool for the stereoselective preparation of substituted cycloalkenes. Work in our laboratories is currently focusing on the scope of this reaction sequence and the possibility of enantioselective transformations with the described rhenium system.

Acknowledgment is made to the Camille and Henry Dreyfus Foundation, the National Science Foundation (NSF Young Investigator program), the Alfred P. Sloan Foundation, and Colonial Metals Inc. (Elkton, MD) for their generous support of this work.

Supporting Information Available: Text giving full experimental procedures and characterizations for all compounds described in this account and complete tables of crystallographic data and an ORTEP diagram for **8** (13 pages). Ordering information is given on any current masthead page.

OM960905E

(21) The ratio of isomers in isolated **5b** is significantly different than the 5:2 ratio of its precursor. However, only 59% of the product is isolated from solution, and it is likely that one diastereomer is less soluble than the other.

(22) Characterization of **7** (75% from **5a**): ¹H NMR (CDCl₃) δ 5.69 (m, 1H), 5.65 (m, 1H), 3.66 (s, 3H), 3.35 (s, 3H), 3.29 (m, 2H), 3.06 (m, 1H), 2.94 (m, 1H), 2.08 (m, 1H), 1.2 (m, 1H), 1.16 (s, 3H), 1.10 (s, 3H); ¹³C NMR (CDCl₃) δ 177.95 (CO), 133.02 (CH), 132.37 (CH), 77.19 (CH₂), 72.42 (CH), 58.92 (CH), 53.79 (CH₃), 51.66 (CH₃), 44.43 (C), 29.12 (CH₂), 22.79 (CH₃), 22.21 (CH₃). Anal. Calcd for C₁₂H₂₀O₃: C, 67.89; H, 9.50. Found: C, 67.62; H, 9.88. The regio- and stereochemistry was confirmed by 1D-NOE, COSY, and ¹H–¹H decoupling data.