

Reductive Cleavage of 2,2,2-Trichloroethyl Esters by Titanocene Catalysis

Andreas Gansäuer* and Tobias Dahmen

Abstract: Esters are of widespread use for protecting carboxylic acids in organic synthesis. However, methods to cleave esters often employ harsh conditions. Herein, we report a new and mild method for the reductive cleavage of 2,2,2-trichloroethyl esters (TCE esters). Our radical method employs Cp_2TiCl as an electron transfer catalyst and Zn dust as stoichiometric reducing agent. It avoids the use of strong Brønsted-acids as well as aqueous conditions and can be carried out at room temperature.

Keywords: Catalysis · Protecting groups · Radicals · Synthesis · Titanocenes

In principle, the 2,2,2-trichloroethyl ester group (TCE ester) is a very attractive protecting group for carboxylic acids. There are many ways for the mild formation of esters compatible with various other functional groups.^[1] Furthermore, the TCE moiety contains no stereocenters and yields sharp signals in $^1\text{H-NMR}$ spectroscopy ($\delta =$ about 5.0), which allows a straightforward assessment of the protection or deprotection process.

Mechanistically, the reductive cleavage of TCE esters with a base metal (*e.g.* Zn, Cd, In) consists of two steps:^[2–4] In the first step, a metal-halogen-exchange reaction takes place and yields a β -metallated ester. This species inevitably undergoes fragmentation through 1,2-elimination of a metal carboxylate and formation of 1,1-dichloroethene (Scheme 1).

These methods for the cleavage of TCE esters require harsh conditions such as acidic media,^[2a,3,4] buffered aqueous systems,^[2b,2c] or elevated temperatures.^[2d] To avoid these conditions, SmI_2 , the currently most popular electron transfer (ET) reagent, can be used as an alternative reducing agent acting in single electron steps.^[5]

However, while the use of SmI_2 results in mild conditions, its price of about 2.60 €/mmol^[6] makes it unattractive for use on large scale.

Therefore, the development of milder and cheaper conditions for TCE cleavage is still of interest. During the past two decades, it was demonstrated that Cp_2TiCl -based reagents are mild and selective ET reagents that can be employed in many synthetically useful reactions.^[7] Hence, we investigated Cp_2TiCl as a catalyst for the deprotection of TCE esters.

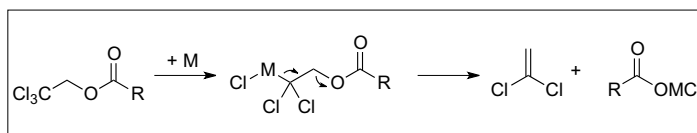
Aromatic carboxylic acid esters were used as substrates, because they are easily accessible and their reactions are straightforward to follow by TLC *via* UV detection. Benzoic acid TCE ester was investigated first. In the presence of 2 equiv. Zn dust and 10 mol-% Cp_2TiCl_2 in THF as solvent, only a disappointingly low yield of deprotected benzoic acid was obtained (Scheme 2).

We attributed this failure to formation of an inactive complex of Cp_2TiCl with benzoate. If the carboxylate forms a complex with Cp_2TiCl , it is most likely that this species is catalytically inactive. Furthermore, it is known that titanocene(III) complexes decompose in the presence of strong nucleophiles through loss of one C_5H_5^- li-

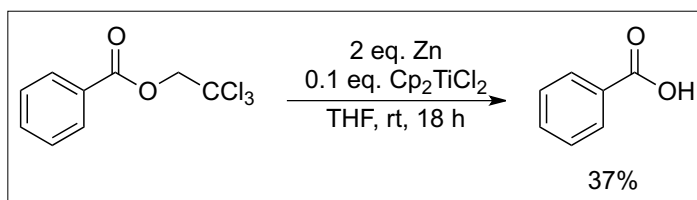
gand.^[7] Both effects lead to a depletion of the catalytic efficiency and hence a low yield of the desired product.

We tried to shut down this decomposition pathway by three routes: First, through formation of a stable O–Si bond by the carboxylate *via* silylation with Me_3SiCl . The resulting $\text{RCO}_2\text{SiMe}_3$ esters are usually unstable towards hydrolysis during aqueous work-up. Second, through formation of carboxylate complexes with Lewis acidic metal cations. For this purpose, we added one equivalent of ZnCl_2 to the reaction mixture. The aim was to provide a Lewis acid for the removal of carboxylate from titanium. Third, through formation of a stable adduct with the titanocene to prevent formation of the titanocene carboxylate. To this end, we employed collidinium chloride (2,4,6-trimethylpyridinium chloride, Coll-HCl). We have recently shown that addition of Coll-HCl to solutions of Cp_2TiCl greatly stabilizes the titanocene through formation of the hydrogen-bonded complex $[\text{Coll-H}]^+[\text{Cp}_2\text{TiCl}_2]^-$ and therefore prevents decomposition.^[8,9]

The results of the corresponding experiments are shown in Scheme 3. Only the third approach leads to satisfactory yields while reducing the reaction time significantly. These experimental condi-

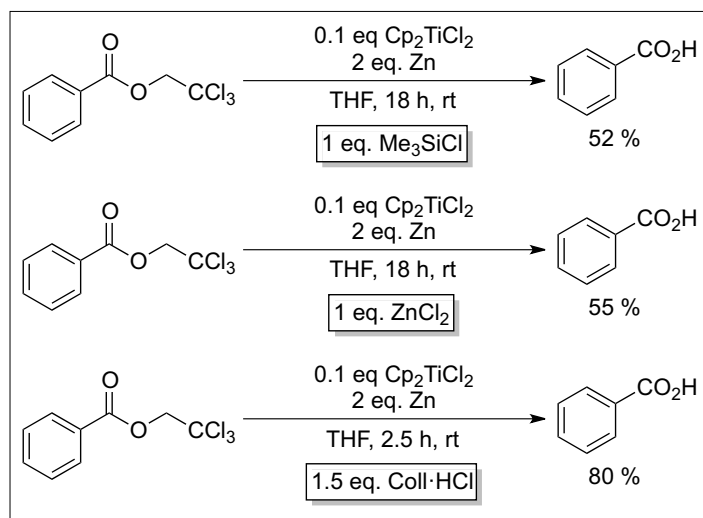


Scheme 1. TCE ester cleavage through metal-halogen-exchange followed by fragmentation.



Scheme 2. First attempted titanocene catalyzed deprotection of benzoic acid TCE ester.

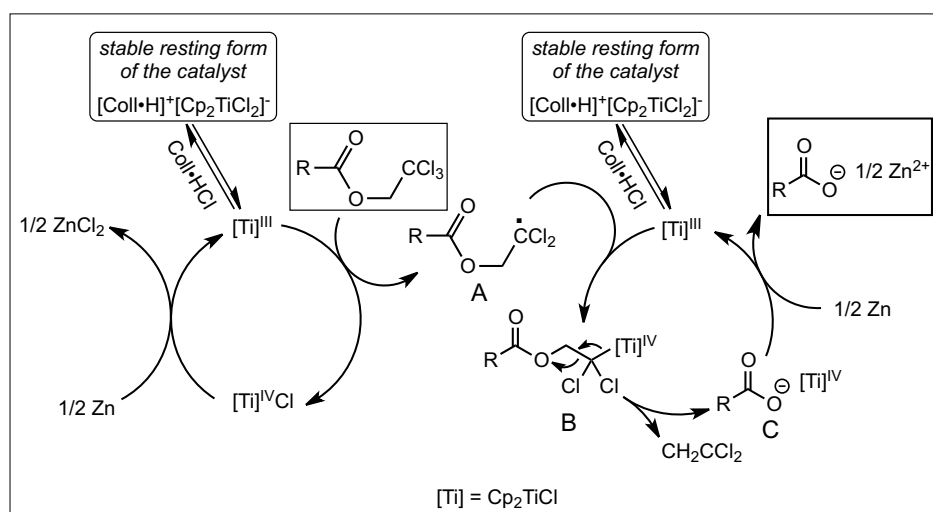
*Correspondence: Prof. Dr. A. Gansäuer
University of Bonn
Department of Organic Chemistry
Gerhard Domagk Straße 1
DE-53121 Bonn
Tel.: +49 228 732800
Fax: +49 228 734760
E-mail: andreas.gansaeuer@uni-bonn.de



Scheme 3. Results of experiments with additives to the reaction mixture.

Table 1. Results of further deprotection experiments

Substrate	Product	Yield
		85%
		83%
		84%
		71%



Scheme 4. Reaction mechanism for the catalytic radical deprotection of TCE esters with Cp_2TiCl_2 as catalyst.

tions were used for other substrates. In all cases, yields in the range of 80% could be achieved (see Table 1). Without Cp_2TiCl_2 the reaction is incomplete even after extended reaction times. Therefore, the stepwise removal of Cl^- via radicals is obviously faster and more efficient than metal-halogen-exchange in a two-electron step.

The proposed mechanism for the deprotection sequence is shown in Scheme 4. The first step is a halogen-atom-abstraction by Cp_2TiCl_2 to yield carbon-centered radical A that is subsequently reduced by a second equivalent of Cp_2TiCl_2 . The resulting β -metallated ester B undergoes fragmentation to yield 1,1-dichloroethene and titanocene carboxylate C. This carboxylate, as well as Cp_2TiCl_2 produced in the first reaction step, can be reduced by Zn to regenerate the catalytically active species. Coll·HCl does not affect the catalytic cycle directly but prevents decomposition of Cp_2TiCl_2 .

In summary, we have devised a mild and efficient deprotection protocol for TCE esters. The use of radical intermediates is crucial for the success of the reaction.

Received: March 12, 2012

- [1] T. W. Greene, P. G. M. Wuts, 'Protective Groups in Organic Synthesis', Wiley - Interscience, New York, 1999.
- [2] a) R. B. Woodward, K. Heusler, J. Gosteli, P. Naegeli, W. Oppolzer, R. Ramage, S. Ranganathan, H. Vorbrüggen, *J. Am. Chem. Soc.* **1966**, *88*, 852; b) G. Just, K. Grozinger, *Synthesis* **1976**, 457; c) G. Jou, I. González, F. Albericio, P. Lloyd-Williams, E. Giralt, *J. Org. Chem.* **1997**, *62*, 354; d) L. Somsák, K. Czifrák, E. Veres, *Tetrahedron Lett.* **2004**, *45*, 9095.
- [3] Y. Génisson, P. C. Tyler, R. N. Young, *J. Am. Chem. Soc.* **1994**, *116*, 759.
- [4] T. Mineno, H. Kansui, T. Kunieda, *Tetrahedron Lett.* **2007**, *48*, 5027.
- [5] A. J. Pearson, K. Lee, *J. Org. Chem.* **1994**, *59*, 2304.
- [6] Price for 10 g of Sm powder (99% trace metals basis, -40 mesh). Sigma Aldrich Online Catalog (as seen on 03/09/2012).
- [7] a) T. V. RajanBabu, W. A. Nugent, *J. Am. Chem. Soc.* **1994**, *116*, 986; b) A. Gansäuer, H. Bluhm, M. Pierobon, *J. Am. Chem. Soc.* **1998**, *120*, 12849; c) A. Gansäuer, D. Bauer, *Eur. J. Org. Chem.* **1998**, 2673; d) J. M. Cuerva, J. Justicia, J. L. Oller-López, J. E. Oltra, *Top. Curr. Chem.* **2006**, *264*, 63; e) A. Gansäuer, J. Justicia, C.-A. Fan, D. Worgull, F. Piester, *Top. Curr. Chem.* **2007**, *279*, 25; f) R. E. Estévez, J. Justicia, B. Bazdi, N. Fuentes, M. Paradis, D. Choquesillo-Lazarte, J. M. García-Ruiz, R. Robles, A. Gansäuer, J. M. Cuerva, J. E. Oltra, *Chem. Eur. J.* **2009**, *15*, 2774; g) A. Gansäuer, D. Worgull, K. Knebel, I. Huth, G. Schankenburg, *Angew. Chem.* **2009**, *121*, 9044; *Angew. Chem. Int. Ed.* **2009**, *48*, 8882; h) A. Gansäuer, L. Shi, M. Otte, *J. Am. Chem. Soc.* **2010**, *132*, 11858; i) A. Gansäuer, M. Otte, L. Shi, *J. Am. Chem. Soc.* **2011**, *133*, 417.
- [8] T. Chivers, E. D. Ibrahim, *J. Organomet. Chem.* **1974**, *77*, 241.
- [9] A. Gansäuer, M. Behlendorf, D. von Laufenberg, A. Fleckhaus, C. Kube, D. V. Sadasivam, R. A. Flowers II, *Angew. Chem.* **2012**, *124*, 4819; *Angew. Chem. Int. Ed.* **2012**, *51*, 4739.