

Journal of Coordination Chemistry

Publication details, including instructions for authors and subscription information:

<http://www.tandfonline.com/loi/gcoo20>

Palladium catalyzed Mizoroki-Heck and Suzuki-Miyaura reactions using naphthalenomethyl-substituted imidazolidin-2-ylidene ligands in aqueous media

AYDIN AKTAŞ^a, SENEM AKKOÇ^b & YETKİN GÖK^a

^a Faculty of Science and Arts, Department of Chemistry, İnönü University, 44280, Malatya, Turkey

^b Faculty of Science, Department of Chemistry, Erciyes University, 38039, Kayseri, Turkey

Accepted author version posted online: 25 Jun 2013.

To cite this article: Journal of Coordination Chemistry (2013): Palladium catalyzed Mizoroki-Heck and Suzuki-Miyaura reactions using naphthalenomethyl-substituted imidazolidin-2-ylidene ligands in aqueous media, Journal of Coordination Chemistry, DOI: 10.1080/00958972.2013.819092

To link to this article: <http://dx.doi.org/10.1080/00958972.2013.819092>

Disclaimer: This is a version of an unedited manuscript that has been accepted for publication. As a service to authors and researchers we are providing this version of the accepted manuscript (AM). Copyediting, typesetting, and review of the resulting proof will be undertaken on this manuscript before final publication of the Version of Record (VoR). During production and pre-press, errors may be discovered which could affect the content, and all legal disclaimers that apply to the journal relate to this version also.

PLEASE SCROLL DOWN FOR ARTICLE

Taylor & Francis makes every effort to ensure the accuracy of all the information (the "Content") contained in the publications on our platform. However, Taylor & Francis, our agents, and our licensors make no representations or warranties whatsoever as to the accuracy, completeness, or suitability for any purpose of the Content. Any opinions and views expressed in this publication are the opinions and views of the authors, and are not the views of or endorsed by Taylor & Francis. The accuracy of the Content should not be relied upon and should be independently verified with primary sources of information. Taylor and Francis shall not be liable for any losses, actions, claims, proceedings, demands, costs, expenses, damages, and other liabilities whatsoever or howsoever caused arising directly or indirectly in connection with, in relation to or arising out of the use of the Content.

This article may be used for research, teaching, and private study purposes. Any substantial or systematic reproduction, redistribution, reselling, loan, sub-licensing, systematic supply, or distribution in any form to anyone is expressly forbidden. Terms & Conditions of access and use can be found at <http://www.tandfonline.com/page/terms-and-conditions>

Palladium catalyzed Mizoroki-Heck and Suzuki-Miyaura reactions using naphthalenomethyl-substituted imidazolidin-2-ylidene ligands in aqueous media

AYDIN AKTAŞ†, SENEM AKKOÇ*‡ and YETKİN GÖK†

†Faculty of Science and Arts, Department of Chemistry, İnönü University, 44280 Malatya, Turkey

‡Faculty of Science, Department of Chemistry, Erciyes University, 38039 Kayseri, Turkey

Naphthalenomethyl-substituted imidazolidinium salts (**1a-g**) were prepared and characterized by conventional spectroscopic methods, ¹H NMR, ¹³C NMR, FT-IR and elemental analysis techniques. The *in situ* prepared three component systems naphthalenomethyl-substituted imidazolidinium salts, Pd(OAc)₂ and K₂CO₃ catalyzed quantitatively the Mizoroki-Heck and Suzuki-Miyaura coupling of aryl halides under mild conditions in aqueous media.

Keywords: Imidazolidinium salt; Mizoroki-Heck reaction; Suzuki-Miyaura reaction; Catalyst; N-Heterocyclic carbene

1. Introduction

Palladium catalyzed cross-coupling reactions for C-C bond formation have been recognized as versatile and efficient methods. The Mizoroki-Heck cross-coupling reaction, which consists of coupling of an alkene with a halo compound, has been developed from synthetic and mechanistic points of view [1-3]. The Mizoroki-Heck reaction has been applied to many areas such as in bioactive compounds, drug intermediates, natural products, fine chemical syntheses, antioxidants, UV absorbers, and industrial applications [4-10]. The importance of this reaction has transcended its applications in the laboratory and it has become of interest in industry [11-15]. However, industrial applications of Mizoroki-Heck reactions are rare, mainly due to two problems. First, palladium is expensive, and contamination of the product by palladium has to be strictly controlled. Second, many phosphine ligands are even more expensive and are air sensitive, poisonous, and subject to P-C bond degradation at elevated temperatures.

The use of *in situ* formed bisbenzimidazole-benzimidazole-pyrimidine-imidazolidine-2-ylidene-palladium(II) systems displayed high activities in various coupling reactions of aryl bromides and aryl chlorides in studies conducted by our research groups [16-22]. To find more stable, efficient and active ligand precursors, we prepared a series of seven new

*Corresponding author. Email: senemakkoc@erciyes.edu.tr

1-naphthalenomethyl-3-alkylimidazolidinium salts (scheme 1) and now report the use of the *in situ* generated catalytic system consisting of Pd(OAc)₂ as palladium source, **1a-g** salts as carbene precursors, and K₂CO₃ as a base for cross-coupling of aryl halides with styrene (Mizoroki-Heck) or phenylboronic acid (Suzuki-Miyaura) in aqueous media.

2. Experimental

2.1. Materials and methods

All reactions for the preparation of 1-naphthalenomethyl-3-alkylimidazolidinium salts were carried out under argon in flame dried glassware using standard Schlenk flasks. Test reactions for the catalytic activity of the carbene ancillary ligands in the Mizoroki-Heck and Suzuki-Miyaura coupling reactions were carried out in air. ¹H NMR and ¹³C NMR spectra were recorded using a Bruker AC300P FT spectrometer operating at 300.13 MHz (¹H) and 75.47 MHz (¹³C). Chemical shifts (δ) are given in ppm relative to TMS, and coupling constant (*J*) in Hz. With the use of an Electrothermal 9200 melting point apparatus, melting points were measured in open capillary tubes. Elemental analyses were performed by the TUBITAK Microlab Center (Turkey).

2.2. General procedure for preparation of the imidazolidinium salts (1a-g)

Alkyl halide (1.0 mmol) was added slowly to a solution of 1-naphthalenomethylimidazolidine (1.0 mmol) in DMF (4 mL) at 25 °C and the resulting mixture was heated to 80 °C for 12 h. Diethylether (15 mL) was added to obtain a white crystalline solid which was filtered off. The solid was washed with diethylether (3×10 mL) and dried under vacuum. The crude product was recrystallized from EtOH-Et₂O (1:2) at room temperature.

2.2.1. 1-3-Di(naphthalenomethyl)imidazolidinium chloride (1a). To a solution of 1-naphthalenomethylimidazolidine (1.0 mmol) in DMF (4 mL), 1-(chloromethyl)naphthalene (1.0 mmol) was added slowly at 25 °C. The resulting mixture was stirred at room temperature for 2 h and then heated at 80 °C for 12 h. Diethyl ether (10 mL) was added to gain a white crystalline solid, which was filtered off. The solid was washed with diethyl ether (3×10 mL), dried under vacuum and recrystallized from EtOH/Et₂O (1:2) at room temperature. Yield: 82%, m.p.: 217-218 °C, ν(C=N): 1651.6 cm⁻¹. ¹H NMR (300.13 MHz, CDCl₃), δ 3.60 (s, 4H, NCH₂CH₂N); 5.37 (s, 4H, NCH₂C₁₀H₇); 7.37-8.21 (m, 14H, Ar-H); 11.12 (s, 1H, 2-CH). ¹³C NMR (75.47 MHz, CDCl₃), δ 47.8 (NCH₂CH₂N); 50.1 (NCH₂C₁₀H₇); 123.1, 125.5, 126.6,

127.8, 128.1, 128.7, 129.2, 130.2, 131.3, and 134.4 (Ar-C); 159.2 (2-CH). Anal. calcd. for $C_{25}H_{23}N_2Cl$ (%): C, 77.61; H, 5.99; N, 7.24. Found: C, 77.59; H, 6.00; N, 7.21.

2.2.2. 1-Naphthalenomethyl-3-benzylimidazolidinium chloride (1b). Compound **1b** was prepared in the same way as **1a**, from 1-naphthalenomethylimidazolidine (1.0 mmol) and benzyl chloride (1.0 mmol). Yield: 75%, m.p.: 97-99 °C, $\nu(C=N)$: 1658.6 cm^{-1} . 1H NMR (300.13 MHz, $CDCl_3$), δ 3.61-3.70 (m, 4H, NCH_2CH_2N); 4.84 (s, 2H, $NCH_2C_6H_5$); 5.35 (s, 2H, $NCH_2C_{10}H_7$); 7.34-8.21 (m, 12H, Ar-H); 10.70 (s, 1H, 2-CH). ^{13}C NMR (75.47 MHz, $CDCl_3$), δ 47.5 and 48.1 (NCH_2CH_2N); 50.0 ($NCH_2C_6H_5$); 52.3 ($NCH_2C_{10}H_7$); 122.9, 125.3, 126.5, 127.6, 128.1, 128.3, 128.4, 128.6, 129.2, 130.1, 131.2, 132.5, and 133.9 (Ar-C); 159.0 (2-CH). Anal. calcd. for $C_{21}H_{21}N_2Cl$ (%): C, 74.88; H, 6.28; N, 8.32. Found: C, 74.76; H, 6.25; N, 8.33.

2.2.3. 1-Naphthalenomethyl-3-(2-methylbenzyl)imidazolidinium chloride (1c). Compound **1c** was prepared in the same way as **1a**, from 1-naphthalenomethylimidazolidine (1.0 mmol) and 2-methylbenzyl chloride (1.0 mmol). Yield: 70%, m.p.: 99-101 °C, $\nu(C=N)$: 1638.3 cm^{-1} . 1H NMR (300.13 MHz, $CDCl_3$), δ 2.34 (s, 3H, $C_6H_4CH_3$ -2); 3.61 and 3.68 (m, 4H, NCH_2CH_2N); 4.87 (s, 2H, $NCH_2C_6H_4CH_3$ -2); 5.41 (s, 2H, $NCH_2C_{10}H_7$); 7.23 and 8.23 (m, 11H, Ar-H); 10.48 (s, 1H, 2-CH). ^{13}C NMR (75.47 MHz, $CDCl_3$), δ 19.3 ($C_6H_4CH_3$ -2); 38.0, and 44.9 (NCH_2CH_2N); 47.9 ($NCH_2C_6H_4CH_3$ -2); 50.0 ($NCH_2C_{10}H_7$); 122.7, 125.3, 126.5, 127.6, 128.1, 128.2, 128.4, 128.7, 129.1, 129.3, 130.1, 131.2, and 133.9 (Ar-C); 158.8 (2-CH). Anal. calcd. for $C_{22}H_{23}N_2Cl$ (%): C, 75.31; H, 6.61; N, 7.98. Found: C, 75.28; H, 6.71; N, 7.97.

2.2.4. 1-Naphthalenomethyl-3-(3-methylbenzyl)imidazolidinium chloride (1d). Compound **1d** was prepared in the same way as **1a**, from 1-naphthalenomethylimidazolidine (1.0 mmol) and 3-methylbenzyl chloride (1.0 mmol). Yield: 81%, m.p.: 157-159 °C, $\nu(C=N)$: 1658.7 cm^{-1} . 1H NMR (300.13 MHz, $CDCl_3$), δ 2.63 (s, 3H, $C_6H_4CH_3$ -3); 3.23-3.38 (m, 4H, NCH_2CH_2N); 4.79 (s, 2H, $NCH_2C_6H_4CH_3$ -3); 5.35 (s, 2H, $NCH_2C_{10}H_7$); 7.37-8.33 (m, 11H, Ar-H); 10.63 (s, 1H, 2-CH). ^{13}C NMR (75.47 MHz, $CDCl_3$), δ 22.9 ($C_6H_4CH_3$ -3); 33.9 and 39.4 (NCH_2CH_2N); 50.9 ($NCH_2C_6H_4CH_3$ -3); 53.8 ($NCH_2C_{10}H_7$); 124.9, 127.9, 128.2, 129.0, 129.9, 130.6, 131.3, 131.9, 132.5, 133.2, 135.5, and 136.1 (Ar-C); 167.4 (2-CH). Anal. calcd. for $C_{22}H_{23}N_2Cl$ (%): C, 75.31; H, 6.61; N, 7.98. Found: C, 75.42; H, 6.63; N, 7.95.

2.2.5. 1-Naphthalenomethyl-3-(4-methylbenzyl)imidazolidinium chloride (**1e**).

Compound **1e** was prepared in the same way as **1a**, from 1-naphthalenomethylimidazolidine (1.0 mmol) and 4-methylbenzyl chloride (1.0 mmol). Yield: 74%, m.p.: 186-187 °C, $\nu(\text{C}=\text{N})$: 1657.1 cm^{-1} . ^1H NMR (300.13 MHz, CDCl_3), δ 2.27 (s, 3H, $\text{C}_6\text{H}_4\text{CH}_3$ -4); 3.58-3.70 (m, 4H, $\text{NCH}_2\text{CH}_2\text{N}$); 4.75 (s, 2H, $\text{NCH}_2\text{C}_6\text{H}_4\text{CH}_3$ -4); 5.36 (s, 2H, $\text{NCH}_2\text{C}_{10}\text{H}_7$); 7.16-8.21 (m, 11H, Ar-H); 10.74 (s, 1H, 2-CH). ^{13}C NMR (75.47 MHz, CDCl_3), δ 21.1 ($\text{C}_6\text{H}_4\text{CH}_3$ -4); 47.3 and 47.9 ($\text{NCH}_2\text{CH}_2\text{N}$); 49.9 ($\text{NCH}_2\text{C}_6\text{H}_4\text{CH}_3$ -4); 52.0 ($\text{NCH}_2\text{C}_{10}\text{H}_7$); 123.0, 125.4, 127.6, 128.2, 128.6, 128.7, 129.4, 130.0, 131.2, and 133.9 (Ar-C); 158.8 (2-CH). Anal. calcd. for $\text{C}_{22}\text{H}_{23}\text{N}_2\text{Cl}$ (%): C, 75.31; H, 6.61; N, 7.98. Found: C, 75.39; H, 6.58; N, 7.93.

2.2.6. 1-Naphthalenomethyl-3-(2,3,5,6-tetramethylbenzyl)imidazolidinium chloride (**1f**).

Compound **1f** was prepared in the same way as **1a**, from 1-naphthalenomethylimidazolidine (1.0 mmol) and 2,3,5,6-tetramethylbenzyl chloride (1.0 mmol). Yield 85%, m.p.: 245-247 °C, $\nu(\text{C}=\text{N})$: 1655.2 cm^{-1} . ^1H NMR (300.13 MHz, CDCl_3), δ 2.15 and 2.17 [s, 12H, $\text{C}_6\text{H}(\text{CH}_3)_4$ -2,3,5,6]; 3.54-3.75 (m, 4H, $\text{NCH}_2\text{CH}_2\text{N}$); 4.89 [s, 2H, $\text{NCH}_2\text{C}_6\text{H}(\text{CH}_3)_4$ -2,3,5,6]; 5.40 (s, 2H, $\text{NCH}_2\text{C}_{10}\text{H}_7$); 7.38-8.22 (m, 8H, Ar-H); 10.41 (s, 1H, 2-CH). ^{13}C NMR (75.47 MHz, CDCl_3), δ 15.9, and 20.4 [$\text{C}_6\text{H}(\text{CH}_3)_4$ -2,3,5,6]; 46.8, and 47.4 ($\text{NCH}_2\text{CH}_2\text{N}$); 47.8 [$\text{NCH}_2\text{C}_6\text{H}(\text{CH}_3)_4$ -2,3,5,6]; 49.9 ($\text{NCH}_2\text{C}_{10}\text{H}_7$); 123.1, 125.4, 126.4, 127.5, 128.0, 128.3, 128.7, 128.9, 130.0, 131.2, 132.7, 133.8, and 134.7 (Ar-C); 158.4 (2-CH). Anal. calcd. for $\text{C}_{25}\text{H}_{29}\text{N}_2\text{Cl}$ (%): C, 76.41; H, 7.44; N, 7.13. Found: C, 76.46; H, 7.38; N, 7.10.

2.2.7. 1-Naphthalenomethyl-3-(2,3,4,5,6-pentamethylbenzyl)imidazolidinium chloride (**1g**).

Compound **1g** was prepared in the same way as **1a**, from 1-naphthalenomethylimidazolidine (1.0 mmol) and 2,3,4,5,6-pentamethylbenzyl chloride (1.0 mmol). Yield: 69%, m.p.: 116-118 °C, $\nu(\text{C}=\text{N})$: 1641.2 cm^{-1} . ^1H NMR (300.13 MHz, CDCl_3), δ 2.19, 2.20, and 2.24 [s, 15H, $\text{C}_6(\text{CH}_3)_5$ -2,3,4,5,6]; 3.61-3.98 (m, 4H, $\text{NCH}_2\text{CH}_2\text{N}$); 4.92 [s, 2H, $\text{NCH}_2\text{C}_6(\text{CH}_3)_5$ -2,3,4,5,6]; 5.39 (s, 2H, $\text{NCH}_2\text{C}_{10}\text{H}_7$); 7.29-8.22 (m, 7H, Ar-H); 10.05 (s, 1H, 2-CH). ^{13}C NMR (75.47 MHz, CDCl_3), δ 15.7, 15.9, and 20.5 [$\text{C}_6(\text{CH}_3)_5$ -2,3,4,5,6]; 46.7, and 47.8 ($\text{NCH}_2\text{CH}_2\text{N}$); 48.8 [$\text{NCH}_2\text{C}_6(\text{CH}_3)_5$ -2,3,4,5,6]; 50.1 ($\text{NCH}_2\text{C}_{10}\text{H}_7$); 122.7, 122.9, 125.4, 126.5, 127.5, 128.0, 128.3, 128.7, 129.1, 130.1, 131.2, 132.8, 133.2, 133.5, 133.8, 134.7, 156.4, and 157.9 (Ar-C); 158.1 (2-CH). Anal. calcd. for $\text{C}_{26}\text{H}_{31}\text{N}_2\text{Cl}$ (%): C, 76.73; H, 7.68; N, 6.88. Found: C, 76.78; H, 7.66; N, 6.89.

2.3. General procedure for the Mizoroki-Heck cross-coupling reactions

1-Naphthalenomethyl-3-alkylimidazolidinium salts (**1a-g**) (2.0 mmol %), Pd(OAc)₂ (1.0 mmol %), styrene (1.5 mmol), aryl bromide (1.0 mmol), K₂CO₃ (2.0 mmol), DMF (3 mL) and water (3 mL) were added to a small Schlenk tube for the Mizoroki-Heck reaction and the mixture was heated to 80 °C for 2 h. The Mizoroki-Heck cross-coupling reactions for catalytic activities of the carbene ancillary ligands were carried out in the presence of air. At the end of the Mizoroki-Heck cross-coupling reactions, the mixture was cooled, extracted with hexane/ethylacetate (5:1), filtered through a pad of silica gel with copious washings, concentrated and purified by flash chromatography on silica gel. The purity of the compounds was checked by GC and NMR. Yields are based on arylbromide. All reactions were monitored by GC-FID with an HP-5 column of 30 m length, 0.32 mm diameter and 0.25 µm film thickness.

2.4. General procedure for the Suzuki-Miyaura coupling reaction

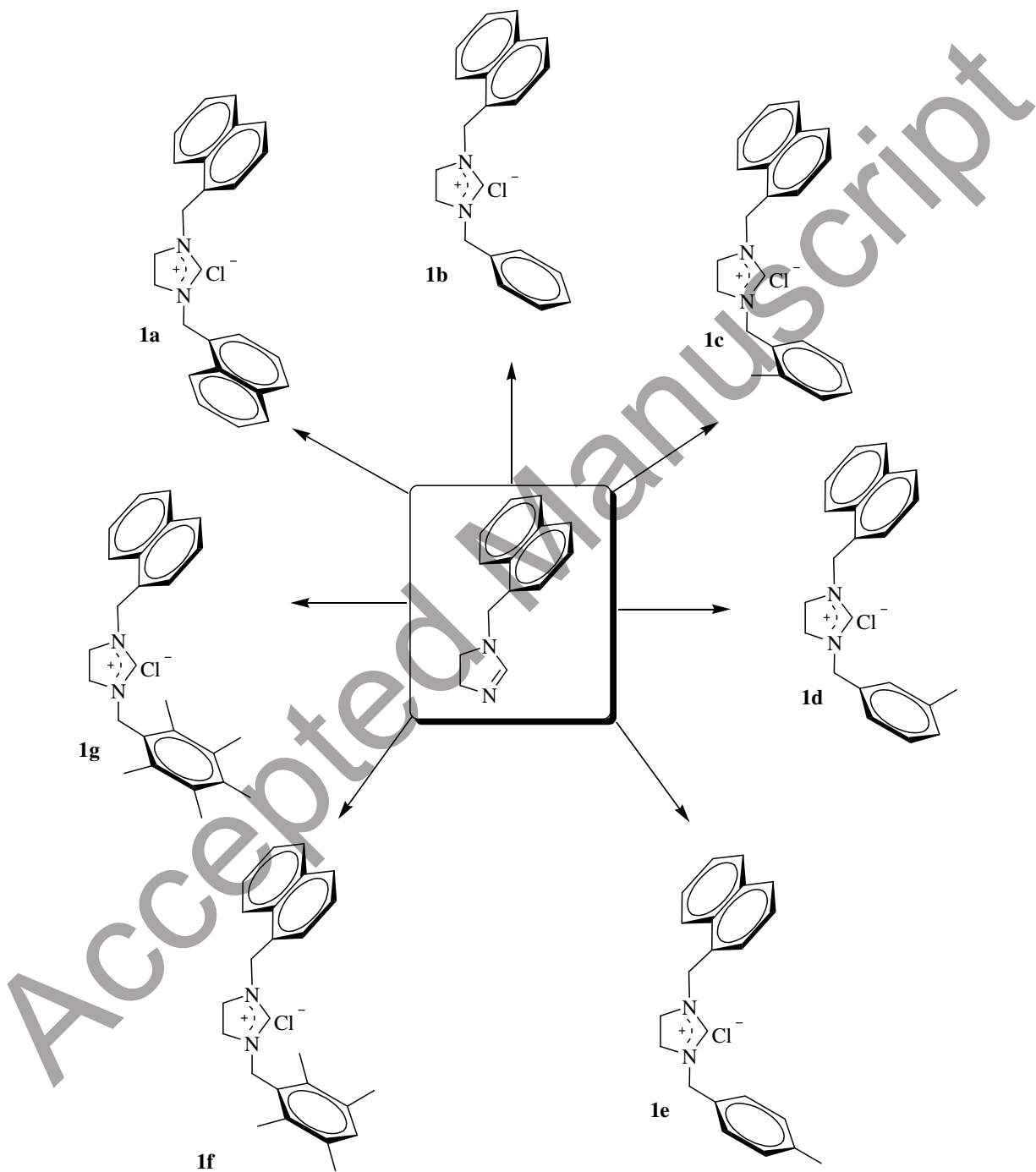
Pd(OAc)₂ (1.0 mmol %), 1-naphthalenomethyl-3-alkylimidazolidinium salts (**1a-g**) (2.0 mmol %), aryl chloride (1.0 mmol), phenylboronic acid (1.5 mmol), K₂CO₃ (2.0 mmol) and water (2 mL) were added to a small Schlenk tube and the mixture was heated to 80 °C for 2 h. At the end of the reaction, the mixture was cooled, extracted with ethylacetate/hexane (1:5), filtered through a pad of silica gel with copious washings, concentrated, and purified by flash chromatography on silica gel. The purity of the compounds was checked by NMR and GC; yields were based on arylchloride.

3. Results and discussion

3.1. Synthesis and characterization of naphthalenomethyl-substituted imidazolidinium salts (**1a-g**)

Naphthalenomethyl-substituted imidazolidinium salts (**1a-g**) are conventional NHC precursors. These salts were obtained in almost quantitative yield by quaternization of 1-naphthalenomethylimidazolidine with various alkyl halides in DMF [23, 24] (scheme 1). The structures of **1a-g** were determined by their characteristic spectroscopic data and elemental analysis. The ¹H NMR spectra of the imidazolidinium salts further supported the assigned structures; the resonances for C(2)-H were observed as sharp singlets at 11.12, 10.70, 10.48, 10.63, 10.74, 10.41, and 10.05 ppm for **1a-g**, respectively. The ¹³C NMR chemical

shifts were consistent with the proposed structure; the imino carbon appeared as a typical singlet in the ^1H -decoupled mode at 159.2, 159.0, 158.8, 167.4, 158.8, 158.4, and 158.1 ppm for **1a-g**, respectively.



Scheme 1. Synthesis of the naphthalenomethyl-substituted imidazolidinium salts, **1a-g**.

3.3. Mizoroki-Heck cross-coupling reaction

The palladium catalyzed coupling of styrene with various aryl bromides has been observed to proceed under a variety of conditions. Diverse bases (K_2CO_3 , Cs_2CO_3 , and $KOBu^t$) and solvents (DMF, H_2O , and dioxane), as well as ligand precursors, have been employed with varying degrees of success according to the substrates. A series of experiments was performed with styrene and 4-bromoacetophenone as model compounds to find optimum conditions. K_2CO_3 as a base was the best choice in DMF/water systems. Water was used as solvent in the Mizoroki-Heck cross-coupling reactions because it is inexpensive, nonflammable, nontoxic, abundant, and readily separable from organic compounds. The reactions were performed in air and without degassing water prior to use. Under the reaction conditions using **1a-g** as ligands, $Pd(OAc)_2$ as the catalyst, DMF-water mixture as the solvent and K_2CO_3 as the base at 80 °C, various aryl bromides and styrene were examined (table 1). After establishing the optimized coupling reaction conditions, the scope of the reaction and efficiencies of the salts were evaluated by investigating the coupling of various p-substituted aryl bromides with styrene. The corresponding products **C** were obtained in good yields. The results are given in table 1.

We conducted control experiments (not using ligand precursors) by using p-bromoacetophenone and found that the reaction resulted in a 4% yield. This result shows that the synthesized ligand precursors are very efficient in the Mizoroki-Heck and Suzuki-Miyaura coupling reactions.

The ligand precursors used for Mizoroki-Heck reactions were stable against air and moisture. These ligands render the design of goal-oriented catalysts possible because their steric and electronic effects can be easily changed. Electron-poor arylbromides, such as p-bromobenzaldehyde or p-bromoacetophenone, were equally effective in the presence of catalysts generated from imidazolidinium salts and excellent yields were obtained when coupled with styrene (table 1, entries 1-14). Reactions of electron-rich arylbromides, such as p-bromoanisole or p-bromotoluene, with a number of styrenes resulted in full conversion to give the desired products after 2 h at 80 °C in excellent yields (table 1, entries 15-28). The Mizoroki-Heck coupling reaction using the synthesized ligand precursors gave yields of 87-100%.

3.3. Suzuki-Miyaura coupling reaction

The palladium-catalyzed Suzuki-Miyaura cross-coupling reaction of aryl halides and pseudo-halides is a common method employed for formation of C-C bonds. The coupling of aryl halides with phenylboronic acid has been used in the synthesis of several industrially applicable compounds along with a number of natural products. The ability to use aryl chlorides as substrates in Suzuki-Miyaura coupling reactions is advantageous for two reasons. First, aryl chlorides are more commercially available than aryl bromides. Second, they are much less expensive [25]. The search for catalysts that can activate these substrates is a highly topical field of study. Development of catalysts used with aryl chlorides [26] and aryl bromides has been reported by Buchwald [27], Fu [28], Bedford [29], Beller [30], Gök [31], and others [32].

In **1a-g**/Pd(OAc)₂ catalyst, chlorobenzene and phenylboronic acid were examined in the Suzuki-Miyaura coupling as the model reaction with water as solvent. The yield of the Suzuki-Miyaura cross-coupling reaction is between 89 and 94% (table 2). Thus, synthesized imidazolidinium salts are effective carbene ancillary ligands in the Mizoroki-Heck and Suzuki-Miyaura cross-coupling reactions.

In our previous study, catalytic activities in the Mizoroki-Heck and Suzuki-Miyaura coupling (DMF-water) reactions of N-phenyl-substituted benzimidazolium salts were examined [18]. In this study, catalytic activity of Mizoroki-Heck (DMF-water mixture as solvent) and Suzuki-Miyaura (water as solvent) coupling of synthesized naphthalene substituted imidazolidinium salts were analyzed. We conclude that imidazolidinium salts or benzimidazolium salts in the Mizoroki-Heck and Suzuki-Miyaura coupling reactions show high activity. Instead of using DMF-water as solvent in Suzuki-Miyaura coupling, the reaction occurred in high yields when water was used as solvent as well.

4. Conclusions

Seven new saturated and unsaturated carbene ancillary ligands were synthesized and characterized using FT-IR, ¹H NMR, ¹³C NMR and elemental analyses. The catalytic behavior of the imidazolidinium salts (**1a-g**) was investigated in the Mizoroki-Heck and Suzuki-Miyaura reactions, processes which are environmentally benign, easy to handle and highly effective. Use of the *in situ* formed naphthalenomethyl-substituted imidazolidin-2-ylidene palladium(II) systems exhibited high catalytic activity.

Acknowledgements

This work was financially supported by İnönü University Research Fund (I.U.B.A.P. 2011/130).

References

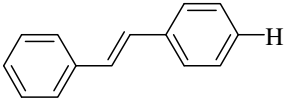
- [1] B.M. Trost. *Science*, **234**, 1471 (1991).
- [2] J. Tsuji, *Palladium Reagents and Catalysts: Innovations in Organic Synthesis*; Wiley: New York, NY (1995).
- [3] E. Negishi, A. de Meijere, *Handbook of Organopalladium Chemistry for Organic Synthesis*; Eds.; John Wiley: New York, NY (2002).
- [4] J. Tsuji, *Palladium Reagents and Catalysts: Innovations in Organic Synthesis*; Wiley, Chichester, UK (1995).
- [5] S. Liu, X. Jiang, G. Zhuo. *J. Mol. Catal. A: Chem.*, **290**, 72 (2008).
- [6] A. Kumar, M. Agarwal, A.K. Singh, R.J. Butcher. *Inorg. Chim. Acta*, **362**, 3208 (2009).
- [7] C. Mazet, L.H. Gade. *Eur. J. Inorg. Chem.*, **2003**, 1161 (2003).
- [8] H. Türkmen, T. Pape, F.E. Hahn, B. Çetinkaya. *Eur. J. Inorg. Chem.*, **2009**, 285 (2009).
- [9] B. Yiğit, Y. Gök, İ. Özdemir, S. Günel. *J. Coord. Chem.*, **65**, 371 (2012).
- [10] A. Kumar, P. Ghosh. *Eur. J. Inorg. Chem.*, 3955 (2012).
- [11] S.T. Henriksen, P.O. Norrby, P. Kaukoranta, P.G. Andersson. *J. Am. Chem. Soc.*, **130**, 10414 (2008).
- [12] R.F. Heck, J.P. Nolley. *J. Org. Chem.*, **37**, 2320 (1972).
- [13] I.P. Beletskaya, A.V. Cheprakov. *Chem. Rev.*, **100**, 3009 (2000).
- [14] L. Yi, J. Liebscher. *Chem. Rev.*, **107**, 133 (2007).
- [15] R.T. Ruck, M.A. Huffman, M.M. Kim, M. Shevlin, W.V. Kandur, W. Davies. *Angew. Chem. Int. Ed.*, **47**, 4711 (2008).
- [16] S. Demir, İ. Özdemir, B. Çetinkaya. *Appl. Organomet. Chem.*, **23**, 520 (2009).
- [17] İ. Özdemir, Y. Gök, N. Gürbüz, S. Yaşar, E. Çetinkaya, B. Çetinkaya. *Polish J. Chem.*, **78**, 2141 (2004).
- [18] S. Akkoç, Y. Gök. *J. Coord. Chem.*, **66**, 1396 (2013).
- [19] H. Türkmen, S. Denizaltı, İ. Özdemir, E. Çetinkaya, B. Çetinkaya. *J. Organomet. Chem.*, **693**, 425 (2008).

- [20] Y. Gök, N. Gürbüz, İ. Özdemir, B. Çetinkaya, E. Çetinkaya. *Appl. Organomet. Chem.*, **19**, 870 (2005).
- [21] B. Yiğit, M. Yiğit, İ. Özdemir, E. Çetinkaya. *Turk. J. Chem.*, **34**, 327 (2010).
- [22] A. Slamani, S. Demir, İ. Özdemir. *Catal. Commun.*, **29**, 141 (2012).
- [23] A.C. Hillier, G.A. Grasa, M.S. Viciu, H.M. Lee, C.L. Yang, S.P. Nolan. *J. Organomet. Chem.*, **653**, 69 (2002).
- [24] C.M. Zhang, M.L. Trudell. *Tetrahedron Lett.*, **41**, 595 (2000).
- [25] İ. Özdemir, N. Şahin, Y. Gök, S. Demir, B. Çetinkaya. *J. Mol. Catal. A: Chem.*, **234**, 181 (2005).
- [26] A.F. Littke, G.C. Fu. *Angew. Chem. Int. Ed.*, **41**, 4176 (2002).
- [27] J.P. Wolfe, S.L. Buchwald. *Angew. Chem. Int. Ed.*, **38**, 2413 (1999).
- [28] A.F. Littke, C. Dai, G.C. Fu. *J. Am. Chem. Soc.*, **122**, 4020 (2000).
- [29] R.B. Bedford, C.S.J. Cazin, S.J. Coles, T. Gelbrich, P.N. Horton, M.B. Hursthouse, M.E. Light. *Organometallics*, **22**, 2810 (2003).
- [30] A. Zapf, R. Jackstell, F. Rataboul, T. Riermeier, A. Monsees, C. Fuhrmann, N. Shaikh, U. Dingerdissen, M. Beller. *Chem. Commun.*, 38 (2004).
- [31] Y. Gök, E. Çetinkaya, İ. Özdemir, B. Çetinkaya, M.F. Lappert. *Acta Chim. Slov.*, **51**, 437 (2004).
- [32] R.A. Singer, S. Caron, R.E. McDermott, P. Arpin, N.M. Do. *Synlett*, **12**, 1727 (2003).

Table 1. Mizoroki-Heck coupling of various aryl bromides with styrene in the presence of *in situ* generated catalysts from different imidazolium salts.

$\text{Styrene (A)} + \text{R-C}_6\text{H}_4\text{-Br (B)} \xrightarrow[\text{DMF/H}_2\text{O, K}_2\text{CO}_3]{\text{Pd(OAc)}_2 \text{ (1 mol \%), 1a-g (2 mol \%)}} \text{trans-Stilbene derivative (C)}$

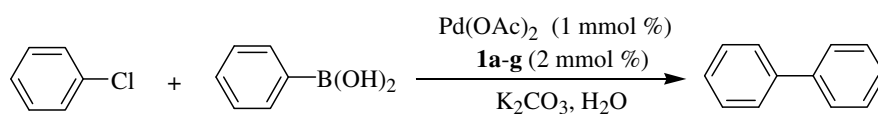
Entry	R	LHX	Product	Yield (%)
1	COCH ₃	1a		89
2	COCH ₃	1b		91
3	COCH ₃	1c		97
4	COCH ₃	1d		99
5	COCH ₃	1e		98
6	COCH ₃	1f		99
7	COCH ₃	1g		94
8	CHO	1a		90
9	CHO	1b		96
10	CHO	1c		94
11	CHO	1d		98
12	CHO	1e		94
13	CHO	1f		96
14	CHO	1g		87
15	OCH ₃	1a		95
16	OCH ₃	1b		100
17	OCH ₃	1c		91
18	OCH ₃	1d		100
19	OCH ₃	1e		91
20	OCH ₃	1f		99
21	OCH ₃	1g		91
22	CH ₃	1a		87
23	CH ₃	1b		89
24	CH ₃	1c		92
25	CH ₃	1d		92
26	CH ₃	1e		94
27	CH ₃	1f		94
28	CH ₃	1g		93

29	H	1a		91
30	H	1b		99
31	H	1c		97
32	H	1d		97
33	H	1e		94
34	H	1f		99
35	H	1g		100

^aReaction conditions: styrene (1.5 mmol), p-R-C₆H₄Br (1.0 mmol), Pd(OAc)₂ (1.0 mmol %), K₂CO₃ (2.0 mmol), **1** (2.0 mmol %), water (3 mL)-DMF (3 mL), 80 °C, 2 h. ^bThe purity of the compounds was checked by NMR and GC spectroscopy.

^cYields are based on arylbromide. ^dIsolated yields.

Table 2. The Suzuki-Miyaura coupling of aryl chlorides with phenyl boronic acid.



Entry	Chlorobenzene	LHX	Product	Yield (%)
1		1a		94
2		1b		93
3		1c		89
4		1d		92
5		1e		92
6		1f		90
7		1g		91

Reaction conditions: C₆H₅Cl (1.0 mmol), phenylboronic acid (1.5 mmol), Pd(OAc)₂ (1.0 mmol %), K₂CO₃ (2.0 mmol), **1a-g** (2.0 mmol %), water (2 mL), 80 °C, 2 h.