

Decarboxylative Hydroalkylation of Alkynes

Nicholas A Till, Russell T Smith, and David W. C. MacMillan

J. Am. Chem. Soc., **Just Accepted Manuscript** • DOI: 10.1021/jacs.8b02834 • Publication Date (Web): 17 Apr 2018

Downloaded from <http://pubs.acs.org> on April 17, 2018

Just Accepted

"Just Accepted" manuscripts have been peer-reviewed and accepted for publication. They are posted online prior to technical editing, formatting for publication and author proofing. The American Chemical Society provides "Just Accepted" as a service to the research community to expedite the dissemination of scientific material as soon as possible after acceptance. "Just Accepted" manuscripts appear in full in PDF format accompanied by an HTML abstract. "Just Accepted" manuscripts have been fully peer reviewed, but should not be considered the official version of record. They are citable by the Digital Object Identifier (DOI®). "Just Accepted" is an optional service offered to authors. Therefore, the "Just Accepted" Web site may not include all articles that will be published in the journal. After a manuscript is technically edited and formatted, it will be removed from the "Just Accepted" Web site and published as an ASAP article. Note that technical editing may introduce minor changes to the manuscript text and/or graphics which could affect content, and all legal disclaimers and ethical guidelines that apply to the journal pertain. ACS cannot be held responsible for errors or consequences arising from the use of information contained in these "Just Accepted" manuscripts.



Decarboxylative Hydroalkylation of Alkynes

Nicholas A. Till, Russell T. Smith, and David W. C. MacMillan*

Merck Center for Catalysis at Princeton University, Princeton, New Jersey 08544, United States

Supporting Information Placeholder

ABSTRACT: The merger of open- and closed-shell elementary organometallic steps has enabled the selective intermolecular addition of nucleophilic radicals to unactivated alkynes. A range of carboxylic acids can be subjected to a CO₂ extrusion, nickel capture, migratory insertion sequence with terminal and internal alkynes to generate stereodefined functionalized olefins. This platform has been further extended, via hydrogen atom transfer, to the direct vinylation of unactivated C–H bonds. Preliminary studies indicate that a Ni-alkyl migratory insertion is operative.

The direct addition of alkyl radicals to carbon-carbon π -bonds represents one of the most widely exploited transformations within the realm of open-shell chemistry. Indeed, this mechanism is central to a variety of bond-forming cascades in natural product total synthesis,¹ the large-scale preparation of high-value polymers,^{2,3} and the synthesis of pharmaceutical agents.⁴ In the case of olefin SOMOphiles, radical additions often proceed rapidly and with predictable regioselectivity, a feature that has been broadly leveraged to effect carbon-carbon bond formations with simple alkenes, styrenes, and enones.⁵ In contrast, the direct addition of radicals to unactivated alkynes is often problematic due to i) the diminished rate of C–C bond formation^{1,6} and ii) the generation of high-energy vinyl radical intermediates that can readily participate in various undesirable open-shell pathways.

In recent years, metallaphotoredox has become a useful multi-catalysis strategy, wherein traditionally inert functional groups are readily converted to carbon-centered radicals that subsequently engage in organometallic cross-couplings via a two-stage radical capture and reductive elimination cycle. Recently we questioned if it might be possible to merge photoredox activation with an alternative elementary coupling step, namely migratory insertion. We recognized that such a merger of open-shell radical chemistry with a closed-shell migratory insertion pathway might provide a new strategy for the union of alkyl radicals and alkynes, an often-elusive coupling step. In this context, we hypothesized that a nickel catalyst might mediate the requisite coupling given that it readily participates in both 1 e[−] and 2 e[−] oxidation state changes,⁷ (i.e. it can readily function in both open- and closed-shell mechanisms). With respect to olefin geometry control, it is important to note that vinyl radicals undergo rapid inversion ($k_{\text{inv}} = 10^9 \text{ s}^{-1}$, −133 °C)⁹ between (*E*)- and (*Z*)-isomers, whereas vinyl carbon-Ni bonds are configurationally stable and can be stereospecifically protonated.⁸ As such, the regio- and stereoselectivity of the alkyne addition process would be strictly enforced by the migratory insertion step.⁸

Based upon recent studies in photocatalytic decarboxylative radical generation,¹⁰ we were optimistic that a photo-redox/nickel dual-catalysis platform would provide a mild

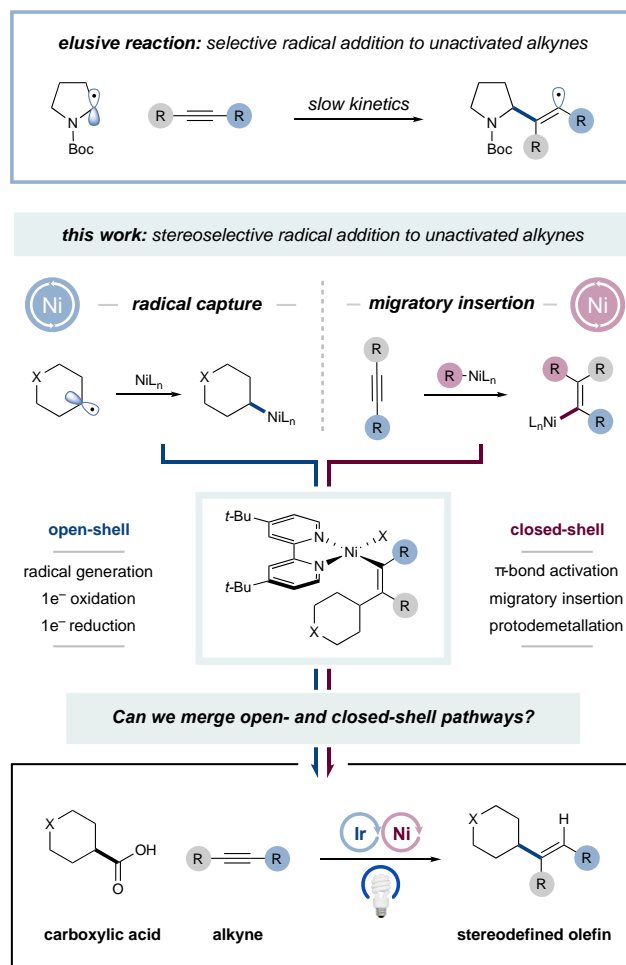
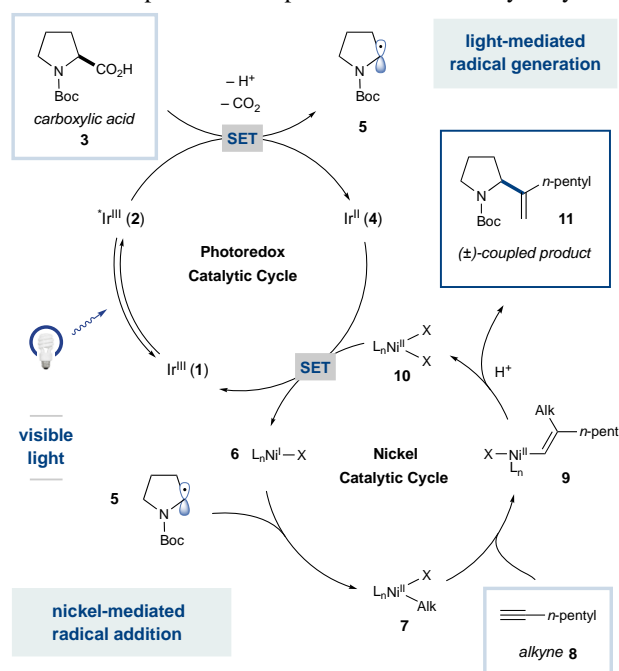


Figure 1. Dual-catalytic alkyne hydroalkylation.

route to the requisite alkyl-nickel species using simple yet abundant alkyl carboxylic acids. While decarboxylative vinylation with nickel has been demonstrated by our lab,¹¹ and thereafter by Reisman¹² and Baran,¹³ we recognized that such strategies require vinyl bromides or vinyl zinc systems, substrates that are typically prepared in one or two steps, respectively. As such, direct use of the parent alkyne¹⁴ in a cross-coupling vinylation would clearly be advantageous – a strategy recently employed by Wu in the Ni–H catalyzed hydroalkylation of phenylacetylenes and enynes.¹⁵

From a design perspective, we envisioned that this radical capture/migratory insertion mechanism would proceed as shown in Scheme 1. Upon irradiation with visible light, the photocatalyst Ir[dF(CF₃)ppy]₂(dtbbpy)PF₆ (**1**) is known to access the highly oxidizing excited state (ES) species ³Ir(III) (ES-2) ($E_{1/2}^{\text{red}}[\text{Ir}^{\text{III}}/\text{Ir}^{\text{II}}] = +1.21 \text{ V}$ vs. the saturated calomel

Scheme 1. Proposed metallaphotoredox dual-catalytic cycle.

electrode (SCE) in MeCN).¹⁶ Deprotonation of the carboxylic acid substrate (e.g., *N*-Boc-proline (**3**)) and subsequent single-electron oxidation of the resulting carboxylate functionality by ES-2 should generate alkyl radical **5** (upon CO₂ extrusion)¹⁷ and reduced Ir(II) species **4**. Open-shell alkyl species **5** is expected to rapidly engage in an oxidative radical capture with low-valent nickel species **6**, generating alkyl-Ni(II) complex **7**. At this stage, we hoped that this nucleophilic Ni(II) species would undergo the critical migratory insertion coupling step with alkyne **8** to generate vinyl-nickel complex **9** with a high degree of stereo- and regioselectivity based on the established mechanistic bias for *cis*-carbometallation and the studies by Bergman using stoichiometric nickel complexes.⁸ Subsequent protodemetalation by either protonated base or carboxylic acid would then provide C(sp³)-C(sp²) coupled product **11**. A single electron transfer event from Ir(II) species **4** ($E_{1/2}^{\text{red}}[\text{Ir}^{\text{III}}/\text{Ir}^{\text{II}}] = -1.37$ V vs. SCE in MeCN)¹⁶ to Ni(II) species **10** would regenerate both the Ir(III) species and low-valent nickel **6** ($E_{1/2}^{\text{red}}[\text{Ni}^{\text{II}}/\text{Ni}^{\text{I}}] = -1.2$ V vs. SCE in DMF), simultaneously completing both the nickel and photocatalyst cycles.¹⁸

This new decarboxylation/metal capture/migratory insertion coupling protocol was first examined by exposure of *N*-Boc-proline and 1-heptyne to visible light irradiation (40 W blue LEDs) and catalytic quantities of NiCl₂•dtbbpy, Ir[dF(CF₃)ppy]₂(dtbbpy)PF₆, and 1,1,3,3-tetramethylguanidine (TMG). To our delight, this dual-catalytic combination provided the desired hydroalkylation product **11** in modest yield, yet with excellent selectivity for the branched regioisomer (Table 1, entry 1). By lowering the base loading, the yield of the branched product could be increased to 80% (entry 2) with no erosion in regioselectivity. Given that direct radical-alkyne addition furnishes the linear olefin product, the marked selectivity for the branched isomer indicates that the nickel-mediated pathway is exclusively operative. Indeed, control experiments revealed that Ni, photocatalyst, and light are all critical for C-C bond formation (entries 3-5).

With optimized conditions in hand, we next evaluated the scope of the alkyne component, utilizing *N*-Boc-proline as the common carboxylic acid coupling partner. As shown in Table 2,

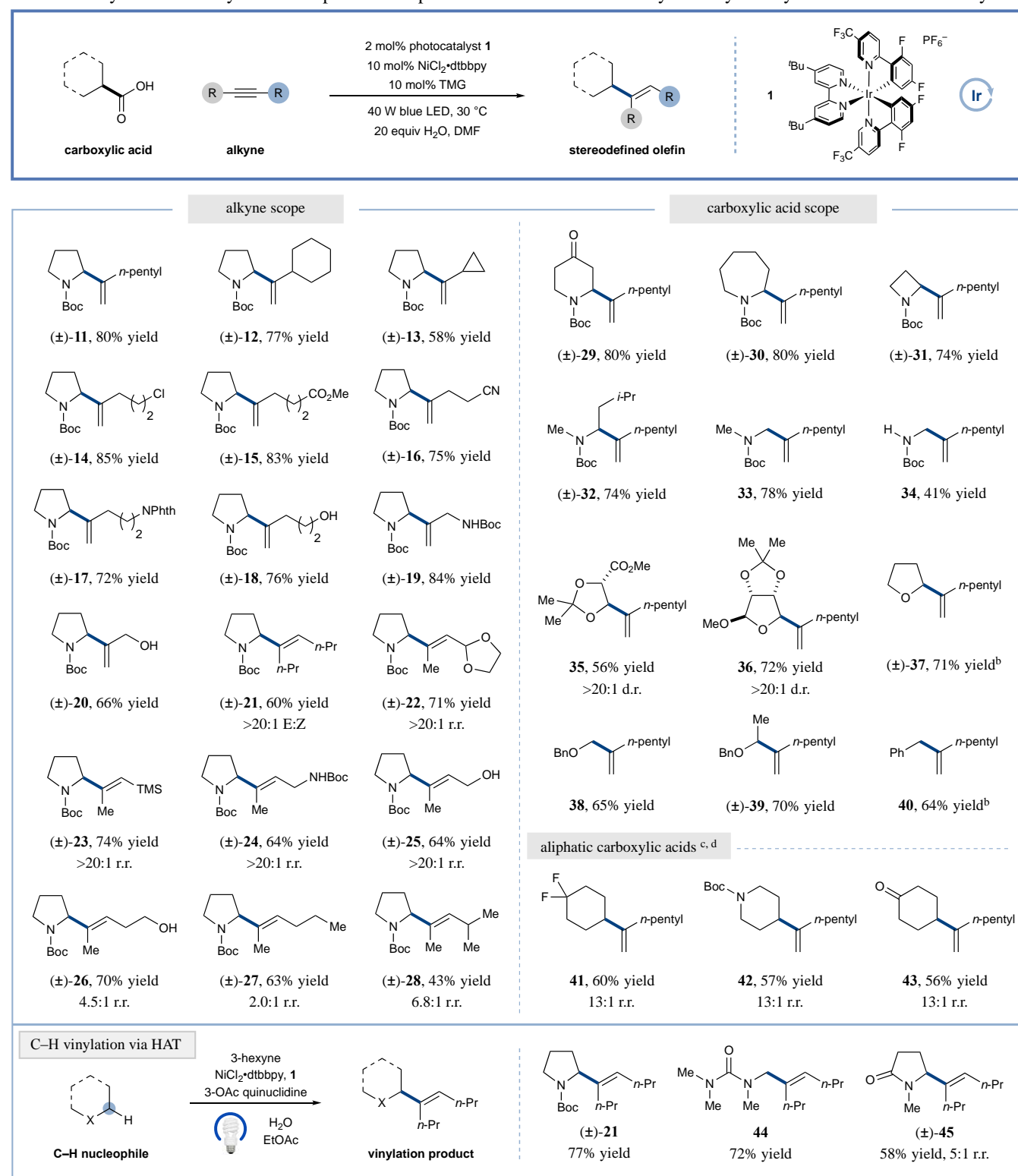
excellent regioselectivity and yield are maintained across a range of alkynes of varying steric demand at the propargylic position (**12** and **13**, 77 and 58% yield, respectively). Importantly, a large range of functional groups are readily tolerated, including alkyl chlorides, esters, nitriles, phthalimides, and perhaps most notable, unprotected alcohols (**14–20**, 72–85% yield). It should be noted that nearly all of the alkynes employed in Table 2 are commercially available, whereas only two of the vinyl halide or boronate analogs can be purchased, further demonstrating the advantages of directly employing alkynes in this new C(sp³)-vinylation reaction.

We next turned our attention to the capacity of internal alkynes to participate in this decarboxylative hydroalkylation protocol. We first examined the symmetrical 4-octyne system, and were delighted to find that our optimized reaction conditions achieved useful yield and excellent selectivity for production of the (*E*)-isomer (**21**, 60% yield, *E*:*Z* >20:1), consistent with the proposed migratory insertion pathway. Next we faced the challenge of unsymmetrical internal alkynes, a notoriously difficult substrate class with respect to regioselective hydrofunctionalization.¹⁹ Remarkably, we observed excellent regiocontrol in the hydroalkylation of a variety of non-symmetrical acetylide systems (**22–25**, 64–74% yield, >20:1 r.r.), wherein the observed selectivity apparently arises from preferential alkyl-migratory insertion to position the nickel center at the C(sp) position of greatest electron density, and the incoming alkyl group at the site of highest electrophilicity based on the latent polarity of the alkyne. Indeed, examination of the products from reactions with three sterically similar alkynes, namely Me-C≡C-R, where R = CH₂OH, (**25**), R = CH₂CH₂OH (**26**), and R = CH₂CH₂CH₃ (**27**), reveals a consistent trend (>20:1 r.r., 4.5:1 r.r., 2.0:1 r.r., respectively), demonstrating that alkyne polarization plays a determining role in the selectivity of the migratory insertion step. Furthermore, comparing the products from reactions with sterically unsymmetrical alkynes, the incoming alkyl group is preferentially placed farthest from the bulky alkyne substituent (**27** and **28** 2.0:1 and 6.8:1 r.r., respectively), consistent with studies on the stoichiometric insertion of alkyl-nickel species into alkynes.⁸ We next focused on the scope of the carboxylic acid component. A number of cyclic and acyclic α-amino acids undergo efficient coupling with 1-heptyne (**11**, **29–34**, 41–80% yield). Moreover, α-oxy carboxylic acids—in both cyclic and acyclic formats—undergo proficient alkyne coupling to access

Table 1. Control experiments for the alkyne hydroalkylation.^a

entry	conditions	yield	r.r.
1	1.0 equiv TMG	17%	>20:1
2	0.1 equiv TMG	80% (80%) ^b	>20:1
3	no light	0%	-
4	no photocatalyst	0%	-
5	no Ni catalyst	<5%	-
6	4-CzIPN catalyst ^c	70%	>20:1

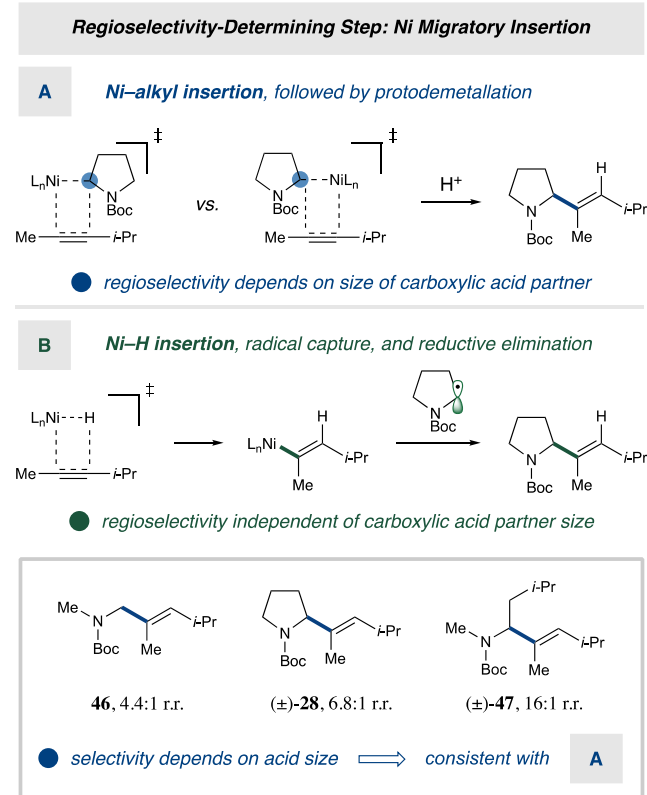
^aPerformed with H₂O (20 equiv), carboxylic acid (1.0 equiv), and 1-heptyne (1.3 equiv). Yields by ¹H NMR. ^bYields in parentheses are isolated. ^c4-CzIPN (2 mol%) used in place of Ir catalyst.

Table 2. Alkyne and carboxylic acid scope in the Ni/photoredox-mediated decarboxylative hydroalkylation of unactivated alkynes.^a

^aAll yields are isolated. Performed with photocatalyst **1** (2 mol%), NiCl₂•dtbbpy (10 mol%), TMG (10 mol%), carboxylic acid (1.0 equiv), alkyne (1.3 equiv). All products obtained in >20:1 r.r. and >20:1 E:Z, unless otherwise noted. ^bYield determined by ¹H NMR. ^cReactions performed in the integrated photoreactor in DMSO, utilizing CsF (0.5 equiv) as the base. ^dRegioisomeric ratio refers to the branched and linear olefins.

allylic ethers in an analogous fashion (**35–39**, 56–72% yield). Alkyl carboxylic acids also participate in this Ni-mediated hydrofunctionalization pathway, albeit with a slight erosion in regioselectivity (**41–43**, 13:1 r.r.), wherein the minor regioisomer most likely forms via direct, non-metal mediated

radical addition to the alkyne substrate. Given the established nucleophilicity of non-stabilized aliphatic radicals, it is remarkable to consider that the traditional open-shell alkyne addition pathway is effectively bypassed using this radical capture/migratory insertion sequence.

Scheme 2. Alkylation selectivity as a function of acid size.

From the outset, we envisioned that this combined nickel/photoredox catalysis reaction could be modified with respect to mode of radical generation while retaining the coupling efficiency of the nickel migratory insertion step. With this in mind, we have recently shown that the combination of photoredox and quinuclidine catalysts can selectively perform H• abstraction with hydridic C–H bonds.²⁰ As shown in Table 2, the combination of light, 3-acetoxyquinuclidine, photocatalyst **1**, and catalytic nickel allows for the efficient and site-selective vinylation of C–H bonds adjacent to carbamate, amide, and urea functionalities (**21**, **44**, **45**, 60–77% yield).¹⁵

To further probe our mechanistic design plan (Scheme 1), we studied the dependence of regioselectivity on the size of the carboxylic acid coupling partner with a sterically biased internal alkyne, 4-methylpent-2-yne (Scheme 2). Given that the possibility exists for an alternative Ni-hydride addition/oxidative radical capture pathway (Scheme 2B), we sought to distinguish that hypothesis from the migratory insertion sequence proposed herein. Under the nickel hydride mechanism, the regioselectivity-determining Ni–H insertion occurs prior to engaging the alkyl coupling partner.¹⁵ For this reason, the Ni–H mechanism predicts that the regioselectivity will be independent of the steric demand of carboxylic acid component. In contrast, the Ni-alkyl insertion step will involve non-bonding interactions between the alkyne substituents and incoming Ni-alkyl group, a feature that would lead to regioselectivity being a function of the steric demand of the carboxylic acid substrate (Scheme 2A). As such, we examined carboxylic acids of electronic natures similar to that of our model substrate (Boc-Pro), but with sterically smaller (Boc-Me-Gly) and sterically larger (Boc-Me-Leu) profiles. Consistent with a regioselectivity-determining Ni-alkyl insertion event, a positive correlation was observed between alkyl partner size and regioselectivity of hydroalkylation (**46**, **28**, and **47**, 4.4:1,

6.8:1, and 16:1 r.r., respectively), in complete accord with Scheme 1.

Supporting Information

Experimental details and characterization data. This information is available free of charge on the ACS Publications website at DOI: (link to DOI)

AUTHOR INFORMATION**Corresponding Author**

*dmacmill@princeton.edu

Notes

The authors declare no competing financial interests.

ACKNOWLEDGMENT

Financial support provided by the NIHGMS (RO1 GM103558-05) and kind gifts from Merck, BMS, Firmenich, Pfizer, Janssen, and Eli Lilly.

REFERENCES

- (1) Wille, U. *Chem. Rev.* **2013**, *113*, 813–853.
- (2) Carothers, W. H. *Chem. Rev.* **1931**, *8*, 353–426.
- (3) Chen, M.; Zhong, M.; Johnson, J. A. *Chem. Rev.* **2016**, *116*, 10167.
- (4) Douglas, J. J.; Sevrin, M. J.; Stephenson, C. R. J. *Org. Process Res. Dev.* **2016**, *20*, 1134.
- (5) (a) Chu, L.; Ohta, C.; Zuo, Z.; MacMillan, D. W. C. *J. Am. Chem. Soc.* **2014**, *136*, 10886–10889. (b) Capacci, A. G.; Malinowski, J. T.; McAlpine, N. J.; Kuhne, J.; MacMillan, D. W. C. *Nat. Chem.* **2017**, *9*, 1073.
- (6) (a) Gómez-Balderas, R.; Coote, M. L.; Henry, D. J.; Fischer, H.; Radom, L. J. *Phys. Chem. A* **2003**, *107*, 6082. (b) Giese, B.; Lachhein, S. *Angew. Chem. Int. Ed. Engl.* **1982**, *21*, 768.
- (7) Tasker, S. Z.; Standley, E. A.; Jamison, T. F. *Nature* **2014**, *509*, 299.
- (8) Huggins, J. M.; Bergman, R. G. *J. Am. Chem. Soc.* **1981**, *103*, 3002.
- (9) Fessenden, R. W.; Schuler, R. H. *J. Chem. Phys.* **1963**, *39*, 2147.
- (10) Zuo, Z.; Ahneman, D. T.; Chu, L.; Terrett, J. A.; Doyle, A. G.; MacMillan, D. W. C. *Science* **2014**, *345*, 437.
- (11) Noble, A.; McCarver, S. J.; MacMillan, D. W. C. *J. Am. Chem. Soc.* **2015**, *137*, 624.
- (12) Suzuki, N.; Hofstra, J. L.; Poremba, K. E.; Reisman, S. E. *Org. Lett.* **2017**, *19*, 2150.
- (13) Edwards, J. T.; Merchant, R. R.; McClymont, K. S.; Knouse, K. W.; Qin, T.; Malins, L. R.; Vokits, B.; Shaw, S. A.; Bao, D.-H.; Wei, F.-L.; Zhou, T.; Eastgate, M. D.; Baran, P. S. *Nature* **2017**, *545*, 213.
- (14) For examples of Cu-, Fe-, and Ni-catalyzed alkyne hydroalkylations, see: (a) Uehling, M. R.; Suess, A. M.; Lalic, G. *J. Am. Chem. Soc.* **2015**, *137*, 1424. (b) Lu, X.-Y.; Liu, J.-H.; Lu, X.; Zhang, Z.-Q.; Gong, T.-J.; Xiao, B.; Fu, Y. *Chem. Commun.* **2016**, *52*, 5324. (c) Cheung, C. W.; Zhurkin, F. E.; Hu, X. *J. Am. Chem. Soc.* **2015**, *137*, 4932.
- (15) Deng, H.-P.; Fan, X.-Z.; Chen, Z.-H.; Xu, Q.-H.; Wu, J. *J. Am. Chem. Soc.* **2017**, *139*, 13579.
- (16) Lowry, M. S.; Goldsmith, J. I.; Slinker, J. D.; Rohl, R.; Pascal, R. A.; Malliaras, G. G.; Bernhard, S. *Chem. Mater.* **2005**, *17*, 5712.
- (17) Bockman, T. M.; Hubig, S. M.; Kochi, J. K. *J. Org. Chem.* **1997**, *62*, 2210–2221.
- (18) Durandetti, M.; Devaud, M.; Périchon, J. *New J. Chem.* **1996**, *20*, 659.
- (19) Liu, Z.; Derosa, J.; Engle, K. M. *J. Am. Chem. Soc.* **2016**, *138*, 13076.
- (20) Shaw, M. H.; Shurtleff, V. W.; Terrett, J. A.; Cuthbertson, J. D.; MacMillan, D. W. C. *Science* **2016**, *352*, 1304.

TOC Graphic

