

# Total Synthesis and Determination of the Absolute Configuration of Guadinomines B and C<sub>2</sub>

Tomoyasu Hirose, Toshiaki Sunazuka,\* Satoshi Tsuchiya, Toshiaki Tanaka, Yasuhiro Kojima, Ryuma Mori, Masato Iwatsuki, and Satoshi Ōmura\*[a]

**Abstract:** This article describes the determination of the absolute configurations of the guadinomines, which are novel cyclic guanidyl natural products that are inhibitors of the type III secretion system (TTSS) of bacteria. Any compound that interrupts the TTSS of bacteria is potentially an ideal anti-infectious drug. The reliable asymmetric synthesis of guadinomines has revealed

their absolute configurations, which could not have been defined without this synthetic approach. Our report not only describes the asymmetric total

**Keywords:** configuration determination • guadinomines • natural products • total synthesis • type III secretion system

synthesis of the title compounds, but also demonstrates the novel concise synthesis of tri-substituted piperazine cores as optically pure forms. The novel feature of our method is an intramolecular S<sub>N</sub>2 cyclization that uses PPh<sub>3</sub> and I<sub>2</sub> to construct the unique 5-membered cyclic guanidine substructure.

## Introduction

Extracts from culture broths of *Streptomyces* sp. K01-0509 have been recognized for their ability to inhibit the type III secretion system (TTSS) of bacteria.<sup>[1]</sup> The property has been traced to the novel guadinomines A to D (**1–5**), and three of them, **1**, **2**, and **5**, have been identified as being selective inhibitors of the TTSS.<sup>[1–3]</sup> In the process of isolation, a new compound, guadinomic acid (K01-0509 B) **6**, was detected, which occurred as a biosynthetic intermediate.<sup>[1,3]</sup> The TTSS is expressed by many Gram-negative pathogens, including enteropathogenic *Escherichia coli* (EPEC),<sup>[4]</sup> enterohemorrhagic *E. coli* (EHEC), *Pseudomonas aeruginosa*, *Salmonella* spp., and *Shigella* spp.<sup>[5]</sup> where it helps deliver effector proteins into the host cell during the infection process.<sup>[6]</sup> Consequently, guadinomines may prove to be novel anti-infectious drugs.<sup>[7]</sup>

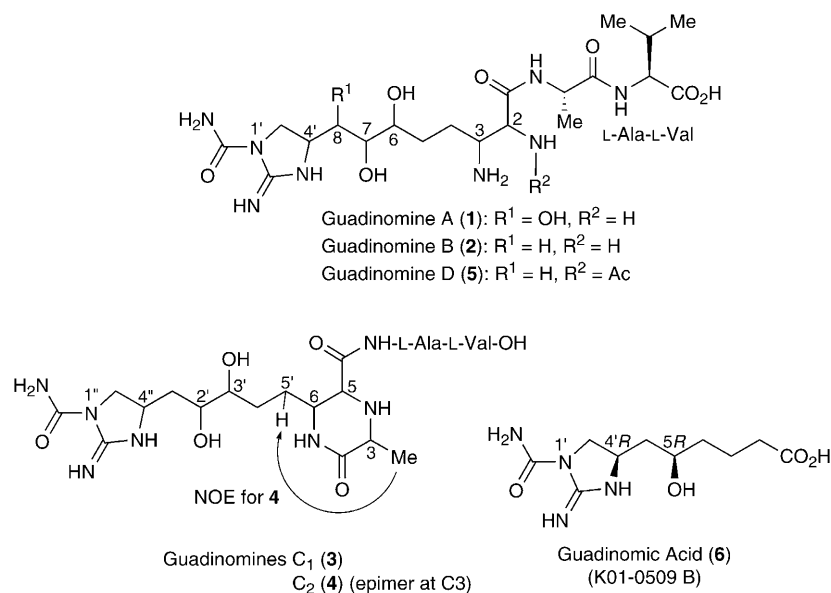
Original structural analysis was mainly carried out by NMR spectroscopic methods to elucidate the novel cyclic guanidine natural products.<sup>[3]</sup> However, the relative and absolute configurations of guadinomines **1** to **5** remained undetermined, except for the peptide moiety. It is difficult to determine exact configurations, even with highly advanced spectroscopic methods, especially for linear portions that include consecutive stereocenters for 1,2-diamine or piperazine and polyol. Moreover, work was hampered by insufficient quantities of the natural products. These difficulties encouraged establishment of the configurations of guadinomines by chemical synthesis. Our previous research demonstrated the asymmetric preparation of **6**, which allowed the determination of the configuration of two stereocenters.<sup>[8]</sup> The stereo information of **6** suggested that the configuration of C7 (or C2') and C4' (or C4'') in **1** to **5** should be related to C5 and C4' in **6**, respectively. Nevertheless, other configurations of **1** to **5** remained unclear. Herein, we report the total assignment of the configuration of **2** (B) and **4** (C<sub>2</sub>), through the first asymmetric total synthesis of these natural products.

## Results and Discussion

In our synthetic strategy, we made an intuitive assumption that the prediction of the relative and absolute configuration for C5 and C6 with C3 in **4** would be more conclusively ac-

[a] Dr. T. Hirose, Prof. Dr. T. Sunazuka, Dr. S. Tsuchiya, T. Tanaka, Y. Kojima, R. Mori, M. Iwatsuki, Prof. Dr. S. Ōmura  
Kitasato Institute for Life Science  
Kitasato University, 5-9-1 Shirokane  
Minato-ku, Tokyo, 108-8641 (Japan)  
Fax: (+81)3-5791-6340  
E-mail: sunazuka@isci.kitasato-u.ac.jp  
omuras@insti.kitasato-u.ac.jp

Supporting information for this article is available on the WWW under <http://dx.doi.org/10.1002/chem.200801024>.

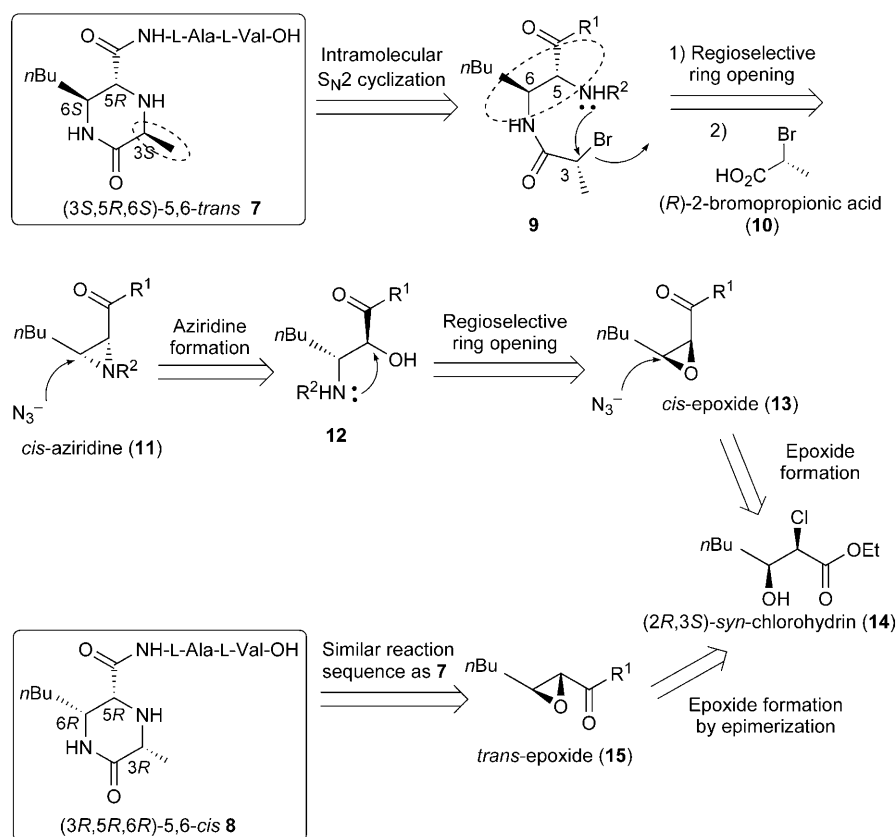


constructed in a similar fashion to **7** from *trans*-epoxide **15**, which can also be generated from **14**.<sup>[12]</sup>

**Synthesis of the 5,6-*trans*-piperazinone **7**:** The route to (3*S*,5*R*,6*S*)-5,6-*trans*-3,6-*syn*-piperazinone **7** (Scheme 2) commenced with (*R*)-oxazolidinone ((*R*)-**16**), which was subjected to the Evans aldol reaction<sup>[13]</sup> with valeraldehyde, followed by hydrolytic removal of the auxiliary, which afforded  $\alpha$ -chloro- $\beta$ -hydroxy acid **18** as a single enantiomer. Condensation with the known peptide section (NH<sub>2</sub>-L-Ala-L-Val-OrBu) **19** and subsequent epoxide formation

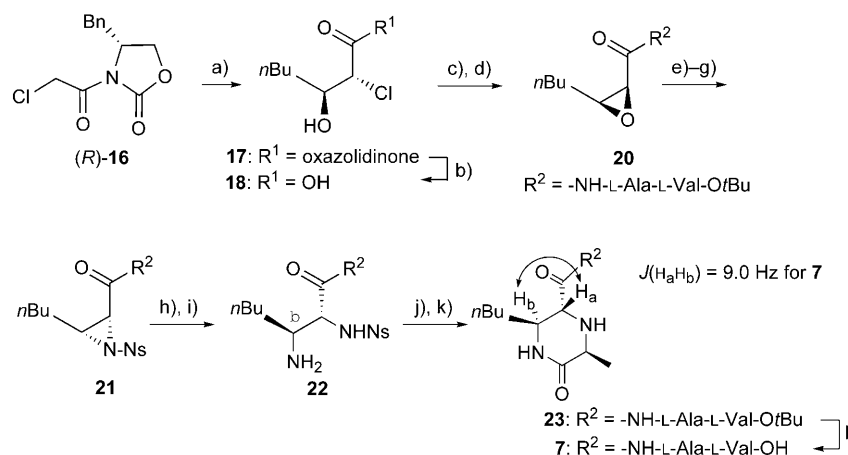
complicated by comparison with simple piperazinone compounds.<sup>[9]</sup> Moreover, evidence for the *syn*-relationship between C3 and C6 in **4** was conclusive because of the observation of an NOE between H-5' and CH<sub>3</sub>-3 by detailed analysis of its <sup>1</sup>H NMR spectra.<sup>[10]</sup> Therefore, our first aim was to elucidate the relative and absolute configuration of the piperazinone moiety of **4** by comparing **4** with simple piperazinone model compounds, which contain the peptide moiety (**7**, **8**; Scheme 1).

**Retrosynthetic analysis of piperazinone core:** Our retrosynthetic analysis of piperazinone model compounds, as shown in Scheme 1, involved installing the stereogenic centers from optically active reagents in a reliable fashion. To avoid any doubt about the configurations, optically active 2-bromopropionic acid (**10**) and *syn*-chlorohydrin (**14**) were selected as chiral sources. We envisaged that it would be efficient to construct each stereocenter by S<sub>N</sub>2 cyclization for C3 and regioselective azidolysis of aziridine<sup>[11]</sup> for the C5 and C6 positions. The optically active aziridine could be prepared from 1,2-hydroxylamine (**12**), derived from **14** by epoxide chemistry.<sup>[12]</sup> Additionally, the C3, C6-epi model compound **8** could be



Scheme 1. Retrosynthetic analysis of model compounds **7** and **8**.

under mild basic conditions afforded *cis*-epoxide **20** as a single form. Azidolysis of **20** followed by reduction of the azide gave 1,2-hydroxylamine, which led to *cis*-Ns-aziridine **21** (Ns = 2-nitrobenzenesulfonyl) as a single form upon the formation of an Ns-aziridine via ring closure of the *N,O*-bis-



Scheme 2. Reagents and conditions: a) valeraldehyde,  $n\text{Bu}_2\text{BOTf}$ ,  $i\text{Pr}_2\text{NEt}$ ,  $\text{CH}_2\text{Cl}_2$ ,  $-78$  to  $0^\circ\text{C}$ , 1 h, 72% ( $\text{dr} > 20:1$ ); b)  $\text{LiOH}$ ,  $\text{H}_2\text{O}_2$ ,  $\text{THF}/\text{H}_2\text{O}$  (5/1),  $0^\circ\text{C}$ , 25 min; c) bromotrispyrrolidinophosphonium hexafluorophosphate (PyBrop),  $i\text{Pr}_2\text{NEt}$ ,  $\text{H}_2\text{N-L-Ala-L-Val-OtBu}$  **19**,  $\text{CH}_2\text{Cl}_2$ ,  $0^\circ\text{C}$  to RT, 1 h, 82% (2 steps); d)  $\text{K}_2\text{CO}_3$ ,  $\text{H}_2\text{O}$ , DMF, RT, 2.5 h, 100%; e)  $\text{NaN}_3$ ,  $\text{NH}_4\text{Cl}$ ,  $\text{MeOH}/\text{H}_2\text{O}$  (20:1),  $70^\circ\text{C}$ , 56 h, 91% (predominantly the  $\beta$ - $\text{N}_3$  isomer); f) 10%  $\text{Pd/C}$ ,  $\text{H}_2$ ,  $\text{EtOAc}$ , RT, 9 h; g)  $p$ -nitrobenzenesulfonyl chloride (NsCl) (3 equiv),  $\text{Et}_3\text{N}$  (3 equiv), 4-(dimethylamino)pyridine (0.05 equiv),  $\text{CH}_2\text{Cl}_2$ , RT, 12 h, 91% (2 steps); h)  $\text{NaN}_3$ , DMF,  $0^\circ\text{C}$  to RT, 2.5 h, 91%; i)  $\text{PPh}_3$ ,  $\text{H}_2\text{O}$ , THF,  $45^\circ\text{C}$ , 20 h, 85%; j) (*R*)-**10**, 1-hydroxybenzotriazole (HOBt),  $N'$ -(3-dimethylaminopropyl)- $N$ -ethylcarbodiimide (EDCI),  $0^\circ\text{C}$ , 1 h, 91%; k)  $i\text{Pr}_2\text{NEt}$ , MeCN,  $60^\circ\text{C}$ , 19 h, then  $\text{PhSH}$ ,  $60^\circ\text{C}$ , 21 h, 100%; l) TFA/ $\text{H}_2\text{O}$  (3:1), RT, 3 h, 100%.

Ns intermediate.<sup>[14]</sup> Regioselective azidolysis of **21** gave only the  $\beta$ -azide, which upon reduction by Staudinger amination followed by condensation with (*R*)-2-bromopropionic acid ((*R*)-**10**) and intramolecular  $\text{S}_{\text{N}}2$  cyclization, ended with formation of the piperadinone ring. This reaction proceeded without any epimerization and subsequent elimination of the Ns group gave piperadinone compound **23** as a single isomer. Final deprotection of the *t*-butyl group yielded the desired model compound **7**.<sup>[15]</sup>

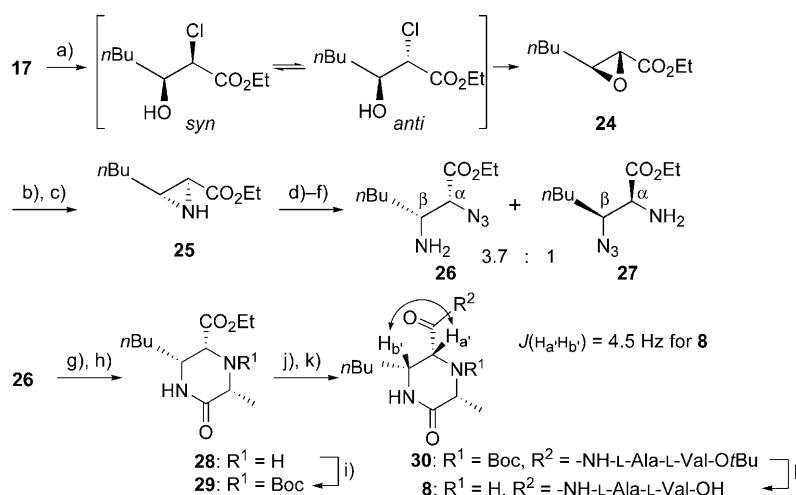
### Synthesis of the 5,6-*cis*-piperazinone **8**:

The route to (3*R*,5*R*,6*R*)-5,6-*cis*-3,6-*syn*-piperazinone (**8**, Scheme 3) commenced from **17** in similar reaction sequence to the preparation of **7**. The requisite epoxy geometry was installed through a modified Azerad protocol<sup>[12]</sup> under harsh basic conditions in EtOH, involving in situ ester preparation and isomerization at the  $\alpha$  position of the ester followed by ring closure due to the fast cyclization rate of the *anti* isomer. This gave the desired *trans*-epoxy ester **24** as a major isomer (5.4:1). The selectivity was critical for our planned formation of the C5,C6 *cis*-piperazinone. Subsequent *cis*-aziridine formation was accomplished by Staudinger ring clo-

sure<sup>[16]</sup> via azidolysis of the epoxide. Azidolysis of **24** gave us a mixture of  $\alpha$  and  $\beta$  azido products, leading to the same chiral product **25**. The Ns group was introduced to activate aziridine followed by azidolysis of the resulting Ns-aziridine to the inseparable regioisomers of azidoamine, which upon elimination of the Ns group, yielded separable isomers **26** and **27** with moderate selectivity (**26**/**27** = 3.7:1). Azido **26** was condensed with (*S*)-2-bromopropionic acid ((*S*)-**10**), which upon intramolecular  $\text{S}_{\text{N}}2$  cyclization through Staudinger amination, yielded the desired piperazinone core **28**. *tert*-Butoxycarbonyl (Boc) protection of **28**, followed by hydrolysis, and condensation with peptide **19**, finally led to the target model piperazinone **8**<sup>[15]</sup> by total deprotection.

### Comparison of $^1\text{H}$ NMR spectra of natural **3** and the model compounds:

The respective NMR spectra of the synthetic piperazinone compounds were compared to naturally occurring **3** and **4**. Clearly, the coupling constants between  $\text{H}_{\text{a}}$  and  $\text{H}_{\text{b}}$  of **8** ( $J = 4.5$  Hz in 1% trifluoroacetic acid (TFA)/



Scheme 3. Reagents and conditions: a)  $\text{NaH}$ , EtOH,  $0^\circ\text{C}$ , 20 min, 98% (as a mixture of *trans/cis*-epoxide; predominantly the *trans* isomer; 5.4:1); b)  $\text{NaN}_3$ ,  $\text{NH}_4\text{Cl}$ , 1,4-dioxane/ $\text{H}_2\text{O}$  (1:1),  $60^\circ\text{C}$ , 40 h, 55%; c)  $\text{PPh}_3$ , dehydrated MeCN,  $80^\circ\text{C}$ , 89% as only the *trans*-isomer; d) NsCl,  $\text{Et}_3\text{N}$ , 4-(dimethylamino)pyridine (0.1 equiv),  $\text{CH}_2\text{Cl}_2$ , RT, 20 h; e)  $\text{NaN}_3$ , DMF,  $0^\circ\text{C}$  to RT, 0.5 h; f)  $\text{PhSH}$ ,  $i\text{Pr}_2\text{NEt}$ , MeCN, RT, 2.5 h, 53% for **26**, 14% for **27** (3 steps); g) (*S*)-**10**, (benzotriazol-1-yloxy)trispyrrolidinophosphonium hexafluorophosphate (PyBOP),  $i\text{Pr}_2\text{NEt}$ , RT, 80 min, 94%; h)  $\text{PPh}_3$ ,  $\text{Et}_3\text{N}$ , MeCN, RT, 1 h; then  $\text{H}_2\text{O}$ ,  $60^\circ\text{C}$ , 1.5 h, 73%; i)  $\text{Boc}_2\text{O}$ , EtOAc,  $80^\circ\text{C}$ , 20 min, 73%; j)  $\text{LiOH}$ , MeOH/ $\text{THF}/\text{H}_2\text{O}$  (2.2:1), RT, 85 min; k) PyBOP,  $i\text{Pr}_2\text{NEt}$ ,  $\text{H}_2\text{N-L-Ala-L-Val-OtBu}$  **19**,  $\text{CH}_2\text{Cl}_2$ , RT, 1 h, 67% (2 steps); l) TFA/ $\text{H}_2\text{O}$  (3/1), RT, 2.5 h, 98%.

D<sub>2</sub>O) confirmed the structures of guadinomine Cs (**3** and **4**; both 4.2 Hz for *J* values; Schemes 2 and 3). Therefore, it was convincing that the *cis*-conformation of the 5,6 position of piperazinone is an essential part of natural **3** and **4**. To indicate the absolute configuration of the piperazinone moiety of **4**, NH-D-Ala-D-Val-OH derivative **31** (Figure 1), which can be likened to the (3*S*,5*S*,6*S*)-analogue containing the L-peptide, *ent*-**31**, used to compare **4** with **31**, was concisely

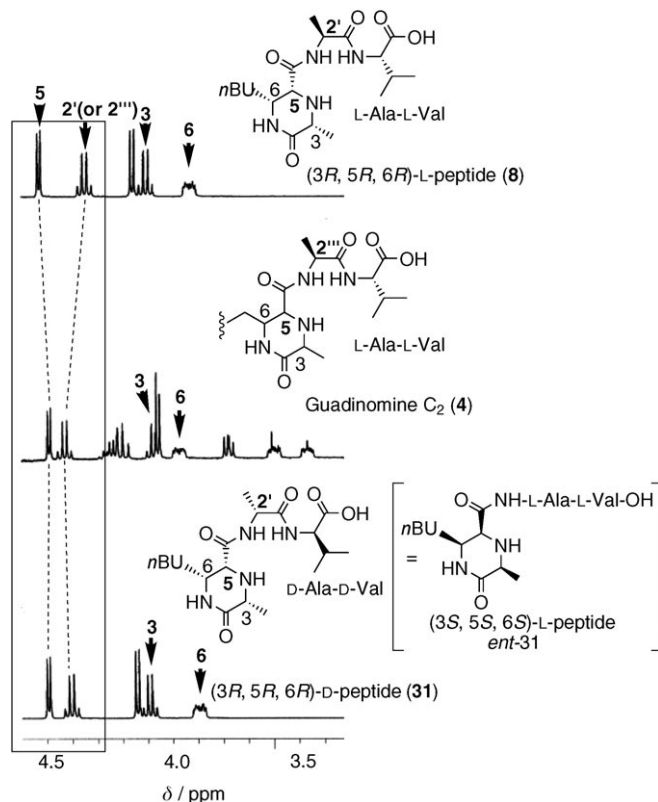


Figure 1. Comparison between <sup>1</sup>H NMR spectra of **4**, **8**, and **31**.

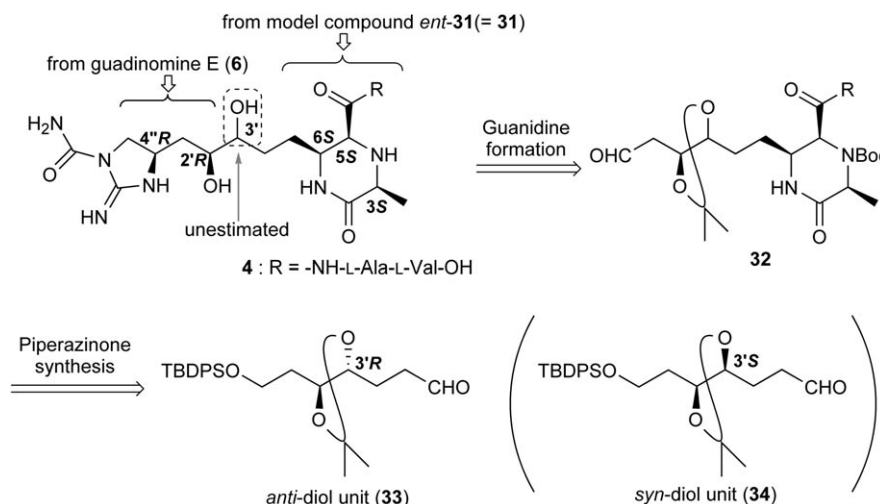
prepared from piperazinone ester **29** in the same manner.

As can be seen in Figure 1, the correlation between H-5 ( $\delta$  = 4.49 ppm (d, *J* = 4.5 Hz)) and H-2' ( $\delta$  = 4.40 ppm (q, *J* = 7.2 Hz)) of **31** in the <sup>1</sup>H NMR spectra recorded in 1% TFA/D<sub>2</sub>O show better agreement with natural **4** ( $\delta$  = 4.50 ppm (d, *J* = 4.2 Hz) for H-5;  $\delta$  = 4.44 ppm (q, *J* = 7.2 Hz) for H-2'') than **8** ( $\delta$  = 4.53 ppm (d, *J* = 4.5 Hz) for H-5;  $\delta$  = 4.35 ppm (q, *J* = 7.2 Hz) for H-2'). H-2' in the peptide moiety for this NMR spectrum observation is situated closest to the piperazinone core. Therefore, the rela-

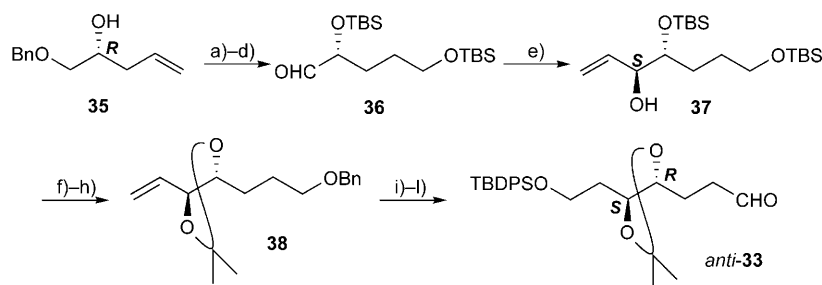
tionship between H-5 and H-2' should be the most affected signals in the diastereomers (**8** and **31**). The <sup>13</sup>C NMR spectroscopy data are also in good agreement with the natural structures.<sup>[17]</sup> From these observations described and prior work on guadinomine E (**6**), the absolute configuration of guadinomine C<sub>2</sub> (**4**) was envisaged and narrowed down to two stereoisomers, as shown in Scheme 4, from the 2<sup>6</sup> possible stereoisomers (six stereocenters exist). However, the absolute configuration for C3' remained undetermined. To verify the absolute structure of **4**, and to facilitate the discovery of novel analogues with advantageous pharmaceutical profiles, we executed the first asymmetric total synthesis of both key stereoisomers of **4**.

**Retrosynthetic analysis of 4:** Our targets were both C3'-epimers of **4** (Scheme 4), which can be crafted from *syn*- (**33**) and *anti*-diol (**34**) derivatives through a sequence that involves the introduction of a piperazinone core, by applying the protocol described in Scheme 3, and the construction of a cyclic guanidine possessing a carbamoyl function, as established in our earlier preparation of **6**.<sup>[8]</sup>

**Preparation of anti-diol 33:** The route to (3'*R*)-**4** began with the preparation of protected *anti*-diol **33** (Scheme 5). Chiral alcohol **35**, prepared from (*R*)-benzylglycidol with vinylmagnesium bromide by Boinin's protocol,<sup>[18]</sup> was subjected to hydroboration and oxidation with protection chemistry to give aldehyde **36**. A construction of the *anti*-diol unit, the diastereoselective vinylation of **36**, proceeded with a diastereomeric ratio (dr) of 5:1, but the resulting isomers could not be separated. After removal of the bis-TBS (TBS = *tert*-butyldimethylsilyl) groups, protection of the diol with a cyclic acetal and the primary alcohol with a benzyl group gave **38** as a single diastereomer after chromatographic separation.<sup>[19,20]</sup> Sequential hydroboration and oxidation with protection techniques gave the desired *anti*-diol product *anti*-**33**.

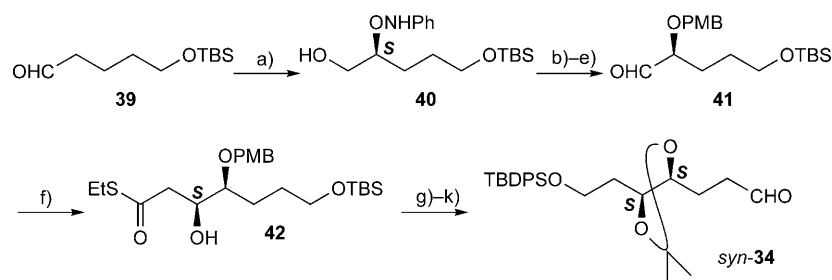


Scheme 4. Proposed structure and retrosynthetic analysis of **4**.



Scheme 5. Reagents and conditions: a)  $\text{BH}_3 \cdot \text{Me}_2\text{S}$ , THF,  $0^\circ\text{C}$  to RT, 2 h; then aqueous  $\text{H}_2\text{O}_2$ , 4N aqueous NaOH, RT, 2 h, 87 %; b) TBSCl, imidazole, DMF, RT, 2 h, 95 %; c)  $\text{H}_2$ ,  $\text{Pd}(\text{OH})_2/\text{C}$ , EtOAc, RT, 20 min, 96 %; d)  $(\text{COCl})_2$ , DMSO,  $\text{Et}_3\text{N}$ ,  $\text{CH}_2\text{Cl}_2$ ,  $0^\circ\text{C}$ , 15 min; e)  $\text{CH}_2=\text{CHMgBr}$ ,  $\text{Et}_2\text{O}$ ,  $-78^\circ\text{C}$ , 35 min, 84 % (2 steps) ( $\text{dr} = 5:1$ ); f) 4N HCl in dioxane, RT, 20 min, 94 %; g) 2,2-dimethoxypropane,  $\text{TsOH} \cdot \text{H}_2\text{O}$  ( $\text{TsOH} = p\text{-toluenesulfonic acid}$ ), acetone, RT, 15 min, 92 %; h) BnBr, tetrabutylammonium iodide (TBAI), NaH, THF,  $70^\circ\text{C}$ , 6.5 h, 85 % ( $\text{dr} > 20:1$ ); i)  $\text{BH}_3 \cdot \text{Me}_2\text{S}$ , THF,  $0^\circ\text{C}$  to RT, 2 h; then  $\text{NaBO}_3$ , 4N aqueous NaOH,  $50^\circ\text{C}$ , 1.5 h, 69 %; j) *tert*-butyldiphenylsilyl chloride (TBDPSCl), imidazole, DMF, RT, 40 min; k)  $\text{H}_2$ ,  $\text{Pd}(\text{OH})_2$ , EtOAc, RT, 2.5 h, 78 % (2 steps); l)  $(\text{COCl})_2$ , DMSO,  $\text{Et}_3\text{N}$ ,  $\text{CH}_2\text{Cl}_2$ ,  $0^\circ\text{C}$ , 20 min.

**Preparation of *syn*-diol unit **34**:** Synthesis of *syn*-diol **34** (Scheme 6) began with the introduction of a stereocenter at the  $\alpha$  position of aldehyde **39**<sup>[21]</sup> by an  $\alpha$ -aminooxylation de-



Scheme 6. Reagents and conditions: a) D-proline, nitrosobenzene,  $\text{CHCl}_3$ ,  $0^\circ\text{C}$ , 105 min; then  $\text{NaBH}_4$ , EtOH,  $0^\circ\text{C}$ , 0.5 h; b)  $\text{H}_2$ , 10% Pd/C, EtOAc, RT, 4 h, 40% (2 steps),  $>98\%$  ee; c) PMB(OMe)<sub>2</sub> (PMB = *p*-methoxybenzyl), pyridinium *p*-toluenesulfonate (PPTS),  $\text{CH}_2\text{Cl}_2$ ,  $0^\circ\text{C}$ , 100 min, 92%; d) DIBAL-H,  $\text{CH}_2\text{Cl}_2$ ,  $-78^\circ\text{C}$ , 1 h, 93%; e)  $(\text{COCl})_2$ , DMSO,  $\text{Et}_3\text{N}$ ,  $\text{CH}_2\text{Cl}_2$ ,  $0^\circ\text{C}$ , 15 min; f) 1-ethylthio-1-trimethylsilyloxyethene,  $\text{TiCl}_3$ -(*OiPr*),  $\text{CH}_2\text{Cl}_2$ ,  $-78^\circ\text{C}$ , 2 h, 64% ( $>99\%$  de); g)  $\text{LiBH}_4$ , THF,  $-10^\circ\text{C}$ , 2 h, 88%; h) TBDPSCl,  $\text{Et}_3\text{N}$ , 4-(dimethylamino)pyridine,  $\text{CH}_2\text{Cl}_2$ , RT, 3.5 d; i)  $(\text{COCl})_2/\text{C}$ ,  $\text{H}_2$ , RT, 2 h, 90% (2 steps); j) 2,2-dimethoxypropane,  $\text{TsOH}\cdot\text{H}_2\text{O}$ , acetone, RT, 5 min, 97%; k)  $(\text{COCl})_2$ , DMSO,  $\text{Et}_3\text{N}$ ,  $\text{CH}_2\text{Cl}_2$ ,  $0^\circ\text{C}$ , 15 min.

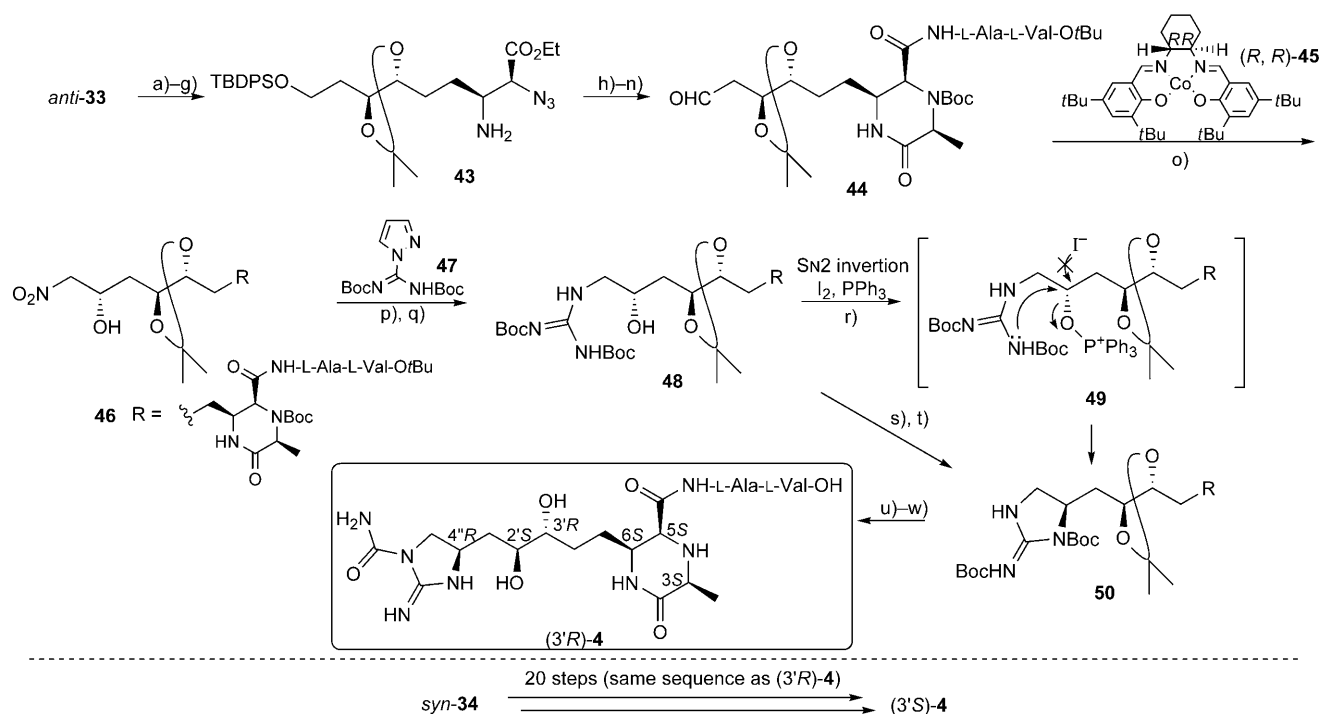
veloped by McMillan et al.<sup>[22]</sup> The resulting aminoxyalated aldehyde was reduced to alcohol **40** with excellent enantioselectivity (99 % enantiomeric excess (*ee*)).<sup>[23]</sup> Cleavage of the N–O bond by hydrogenation, followed by protection of the secondary alcohol, and oxidation, gave aldehyde **41**. The chiral aldehyde was then transformed in a Ti-chelation-controlled Mukaiyama aldol reaction, using the trimethylsilyl (TMS) enolate of thioethylacetate in the presence of TiCl<sub>3</sub>·(O-*i*Pr), to give *syn*-aldol **42** with exceptional diastereoselectivity (> 99 % diastereomeric excess (*de*)).<sup>[20,24,25]</sup> Subsequent reduction of the thioester unit in the stepwise sequence of protection, deprotection, and oxidation of the hydroxy group, yielded the desired aldehyde of *syn*-**34**.

**Total synthesis of 4:** With both diol units in hand, we turned our attention to completing the synthesis of guadinomine C,

with simpler substrates, as discussed in our previous paper.<sup>[8]</sup>

Thus **44** was treated with the (*R,R*)-salen-cobalt catalyst **45** under modified conditions to eventually give **46** with high stereoselectivity (90% *de*). Introduction of a guanidyl group was achieved through reduction of the nitro group followed by guanylation with **47**<sup>[28]</sup> to give **48**. We have previously investigated the S<sub>N</sub>2 cyclization procedure for cyclic guanidine by mesylation of the alcohol followed by ring closure under basic conditions.<sup>[8]</sup> Applying this two-step procedure with **48**, however, resulted in low reproducibility for production of **50** due to mesylation on the other amide moiety, a yield of 82% could only be obtained once. This problem was overcome by using S<sub>N</sub>2 cyclization conditions

via a phosphonium intermediate, which is generated from **1**<sub>2</sub> and PPh<sub>3</sub>. The S<sub>N</sub>2 cyclization proceeded very smoothly under mild conditions without any side reactions, such as iodination of the hydroxy group. This reaction has not only great advantages regarding simplicity for purification, but also better efficiency than the standard Mitsunobu-type reaction in the case of the 5-membered cyclic guanidine formation. The final sequence for the formation of the carbamoyl and total deprotection proceeded as expected, and (3'*R*)-guadinomine C<sub>2</sub> ((3'*R*)-**4**) was obtained. Access to the isomer, (3'*S*)-**4**, was also obtained by applying an identical reaction sequence as that used for the preparation of (3'*R*)-**4** from *syn*-**34**. The spectral characteristics of (3'*R*)-**4** showed a clear match with the data from naturally occurring **4**. Thus, we established that guadinomine C<sub>2</sub> has the configuration 3*S*,5*S*,6*S*,2'*S*,3'*R*,4''*R* with the L-peptide moiety.



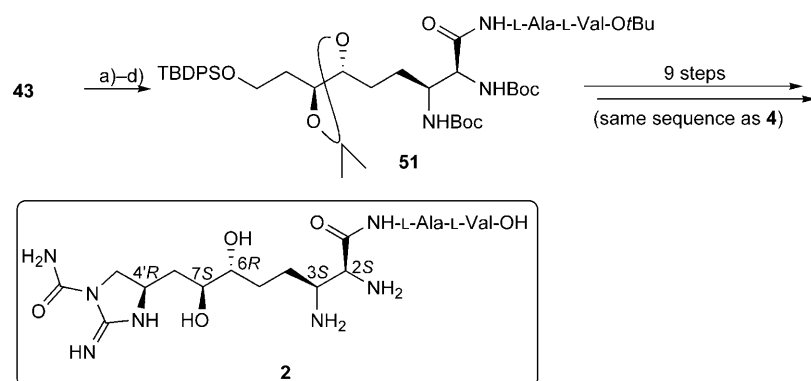
Scheme 7. Reagents and conditions: a) (*S*)-**16**, *n*Bu<sub>2</sub>BOTf, Et<sub>3</sub>N, CH<sub>2</sub>Cl<sub>2</sub>, –78 to 0 °C, 65 % (2 steps); b) NaH, EtOH, 0 °C, 20 min, 88 % (as a mixture of the *trans/cis*-epoxide; predominantly the *trans* isomer; 5.8:1); c) NaN<sub>3</sub>, NH<sub>4</sub>Cl, EtOH/H<sub>2</sub>O (20:1), 60 °C, 38 h, 56 %; d) PPh<sub>3</sub>, dehydrated MeCN, 80 °C, 21 h, 76 % as only the *trans*-aziridine isomer; e) NsCl, 4-(dimethylamino)pyridine, Et<sub>3</sub>N, CH<sub>2</sub>Cl<sub>2</sub>, 0 °C to RT, 4 h; f) NaN<sub>3</sub>, DMF, RT, 1 h, 93 % (2 steps) (>20:1 =  $\alpha/\beta$ -N<sub>3</sub>); g) PhSH, DIPEA, MeCN, RT, 6 h, 65 %; h) (*R*)-**10**, PyBOP, *i*Pr<sub>2</sub>NEt, CH<sub>2</sub>Cl<sub>2</sub>, RT, 1 h, 95 %; i) PPh<sub>3</sub>, Et<sub>3</sub>N, MeCN, 1 h; then H<sub>2</sub>O, 60 °C, 7 h; j) Boc<sub>2</sub>O, EtOAc, 80 °C, 1 h, 68 % (2 steps); k) LiOH, THF/MeOH/H<sub>2</sub>O (2:2:1), RT, 1 h; l) H<sub>2</sub>N-L-Ala-L-Val-OtBu **19**, PyBOP, HOBT, *i*Pr<sub>2</sub>NEt, CH<sub>2</sub>Cl<sub>2</sub>, RT, 4 h, 70 % (2 steps); m) tetrabutylammonium fluoride (TBAF), THF, RT, 3 h, 79 %; n) SO<sub>3</sub>·pyridine, DMSO, Et<sub>3</sub>N, CH<sub>2</sub>Cl<sub>2</sub>, 0 °C to RT, 1 h; o) (*R,R*)-**45**, MeNO<sub>2</sub>, *i*Pr<sub>2</sub>NEt, CH<sub>2</sub>Cl<sub>2</sub>, –40 °C, 46 h, 53 % (2 steps), 90 % *de*; p) HCO<sub>2</sub>NH<sub>4</sub>, 10 % Pd/C, MeOH, RT, 2 h; q) **47**, *i*Pr<sub>2</sub>NEt, MeCN, RT, 1 h, 57 % (2 steps); r) I<sub>2</sub>, PPh<sub>3</sub>, imidazole, CH<sub>2</sub>Cl<sub>2</sub>, 0 °C to RT, 2 h, 88 %; s) Ms<sub>2</sub>O (Ms = methanesulfonyl), pyridine, 4-(dimethylamino)pyridine, CH<sub>2</sub>Cl<sub>2</sub>, 0 °C, 0.5 h; t) *i*Pr<sub>2</sub>NEt, MeCN, 65 °C, 4 h, ≈82 %; u) *p*-methoxyphenylisocyanate, PhH, RT, 10 min; v) ceric ammonium nitrate (CAN), MeCN/H<sub>2</sub>O (1/1), 0 °C, 2.5 h; w) TFA/H<sub>2</sub>O (3/1), RT, 5 h 60 % (3 steps); for the reaction sequence from *syn*-34 to (3'S)-4, see the Supporting Information.

**Total synthesis of guadinomine B:** We next approached the total synthesis of guadinomine B (**2**), which differs only in the diamine part from **4** (diamine is converted to piperazine in **4**). Therefore, to access **2**, 1, 2-azidoamine **43** was converted to 1,2-bis(Boc-amine) **51**, which subsequently underwent the same reaction sequence as that for the synthesis of **4** to give **2** (Scheme 8). Synthetic **2** was identical to natu-

rally occurring **2** in all respects. Hence, we established that guadinomine B has the configuration 2*S*,3*S*,6*R*,7*S*,4'*R* with the L-peptide moiety.

**Inhibitory activity of TTSS for natural and synthetic guadinomine B and C<sub>2</sub>:** By using the synthetic guadinomines B and C<sub>2</sub> thus obtained, a TTSS assay with TTSS-expressing

EPEC was conducted. TTSS activity was measured as the hemolytic activity caused by TTSS of EPEC in a 96-well microplate, as reported previously.<sup>[1]</sup> TTSS-expressing EPEC and erythrocytes were mixed and placed in contact, and the hemolytic activity was measured spectrometrically. Namely, the noninfectious strain EPEC DCeST, which was defective of the chaperon protein of the translocated intimin receptor (Tir), was used in this assay. As shown in Figure 2, the inhibitory activity



Scheme 8. Reagents and conditions: a) H<sub>2</sub>, 10 % Pd/C, EtOAc, RT, 1 h; b) Boc<sub>2</sub>O, EtOAc, 60 °C, 45 min, 91 % (2 steps); c) LiOH, THF/MeOH/H<sub>2</sub>O (2:2:1), RT, 0.5 h; d) H<sub>2</sub>N-L-Ala-L-Val-OtBu **19**, PyBOP, HOBT, *i*Pr<sub>2</sub>NEt, CH<sub>2</sub>Cl<sub>2</sub>, RT, 3 h, 89 % (2 steps); for the reaction sequence from **51** to **2**, see the Supporting Information.

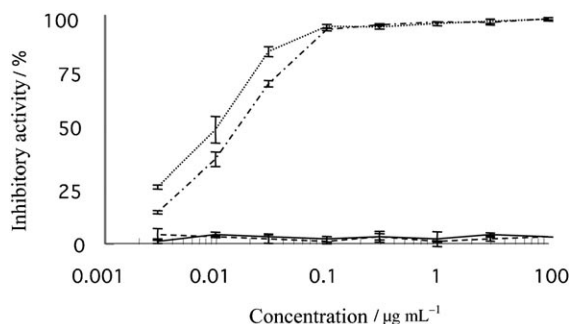


Figure 2. Inhibitory activity of TTSS-induced hemolysis for synthetic and natural guadinomine B and C<sub>2</sub>: natural guadinomine B (---○), synthetic guadinomine B (····○), natural guadinomine C<sub>2</sub> (---□), and synthetic guadinomine C<sub>2</sub> (—□).

of synthetic **2** was almost the same as that of natural **2** (Actually, natural **2** was slightly less active than synthetic **2** due to its impurity). On the other hand, natural and synthetic guadinomine C<sub>2</sub>, (3'*R*)-**4**, showed no activity at 100 μg mL<sup>-1</sup> in this assay. The basic structure of guadinomines with the piperazinone moiety on 1,2-diamine lost activity. Thus, the activity of synthetic and natural guadinomines B and C<sub>2</sub> were essentially identical.

## Conclusion

In summary, the first asymmetric total synthesis of guadinomines B (**2**) and C<sub>2</sub> (**4**) has been achieved. The longest linear sequence proceeded in 32 steps for **2** and 33 steps for **4**. This synthetic process not only provides viable routes to these guadinomines, as well as to potential analogues thereof, but also establishes the absolute configurations of natural **2** and **4**.

## Experimental Section

**General remarks:** Dry THF, toluene, ethyl ether, and CH<sub>2</sub>Cl<sub>2</sub> were purchased from Kanto Chemical. Precoated silica gel plates with a fluorescent indicator (Merck 60 F254) were used for analytical and preparative thin layer chromatography. Flash column chromatography was carried out with Kanto Chemical silica gel (Kanto Chemical, silica gel 60N, spherical neutral, 0.040–0.050 mm, Cat.-No. 37563–84). <sup>1</sup>H NMR spectra were recorded at 270, 300, or 400 MHz and <sup>13</sup>C NMR spectra were recorded at 67.5, 75, or 100 MHz on JEOL JNM-EX270 (270 MHz), Varian VXR-300 (300 MHz), Varian XL-400 (400 MHz), or Varian UNITY-400 (400 MHz) spectrometers. The chemical shifts are expressed in ppm downfield from the internal solvent peaks for CHCl<sub>3</sub> (7.26 ppm, <sup>1</sup>H NMR), CH<sub>3</sub>OH (3.31, 4.84 ppm, <sup>1</sup>H NMR), H<sub>2</sub>O (4.76 ppm, <sup>1</sup>H NMR), CDCl<sub>3</sub> (77.0 ppm, <sup>13</sup>C NMR), CD<sub>3</sub>OD (49.0 ppm, <sup>13</sup>C NMR), or D<sub>2</sub>O (the end of both fields; 0, 200 ppm, <sup>13</sup>C NMR) and *J* values are given in hertz. The coupling patterns are denoted s (singlet), d (doublet), dd (double doublet), ddd (double double doublet), t (triplet), dt (double triplet), q (quartet), m (multiplet), or br (broad). All infrared spectra were measured on a Horiba FT-210 spectrometer. High- and low-resolution mass spectra were measured on a JEOL JMS-DX300 and JEOL JMS-AX505 HA spectrometer. Liquid chromatographic preparation was conducted on a Jasco PU-980 with Senshu Pak-PEGASIL ODS. Optical

rotations were measured by using JASCO DIP-370 polarimeter. Melting points were measured on a Yanagimoto Micro Apparatus.

**(4*R*,2'*R*,3'*S*)-4-Benzyl-(2'-chloro-3'-hydroxyheptanoyl)-2-oxazolizone (17):** DIPEA (2.62 mL, 18.0 mmol), and *n*Bu<sub>3</sub>BOTf (1.0 M in CH<sub>2</sub>Cl<sub>2</sub>, 14.0 mL, 14.0 mmol) were added to a solution of chloroacetylloxazolizone (*R*)-**16** (2.4 g, 10.0 mmol) in CH<sub>2</sub>Cl<sub>2</sub> (104 mL) at -78 °C. After stirring for 1 h at RT, the reaction mixture was cooled to -78 °C. Then, valeraldehyde (2.69 mL, 14.0 mmol) was added to the reaction solution. After stirring for 5 min, the solution was warmed to 0 °C and stirred for 1 h. Phosphate buffer (pH 7.2; 6 mL) and 30% aqueous H<sub>2</sub>O<sub>2</sub>/MeOH (1:2) (20 mL) were added to the reaction solution at 0 °C, then the mixture was stirred for 1 h. The organic layer was separated and water layer was extracted with CHCl<sub>3</sub> (40 mL × 3). The combined organic extracts were washed with a saturated aqueous solution of NH<sub>4</sub>Cl (20 mL) and brine (20 mL), then dried over Na<sub>2</sub>SO<sub>4</sub>, filtered, and the solvent was evaporated under reduced pressure. Purification by flash chromatography on silica gel (hexane/EtOAc 4:1) gave **17** as a colorless oil (1.93 g, 72%). *R*<sub>f</sub> = 0.58 (silica gel, hexane/EtOAc 1:1); [α]<sub>D</sub><sup>27</sup> = -46.4 (*c* = 1.93, CHCl<sub>3</sub>); <sup>1</sup>H NMR (270 MHz, CDCl<sub>3</sub>): δ = 7.37–7.21 (m, 5H; 4-CH<sub>2</sub>Ph), 5.68 (d, *J* = 3.0 Hz, 1H; 2'-H), 4.72 (dddd, *J* = 2.3, 3.3, 5.6, 9.6 Hz, 1H; 4-H), 4.28 (dd, *J* = 5.6, 9.2 Hz, 1H; 5-H<sub>2</sub>), 4.23 (dd, *J* = 2.3, 9.2 Hz, 1H; 5-H<sub>2</sub>), 4.10 (m, 1H; 3'-H), 3.32 (dd, *J* = 3.3, 13.5 Hz, 1H; 4-CH<sub>2</sub>Ph), 2.83 (dd, *J* = 9.6, 13.5 Hz, 1H; 4-CH<sub>2</sub>Ph), 2.70 (d, *J* = 5.5 Hz, 1H; 3'-OH), 1.72–1.54 (complex m, 2H; 4'-H<sub>2</sub>), 1.52–1.31 (complex m, 2H; 6'-H<sub>2</sub>), 1.43–1.31 (complex m, 2H; 5'-H<sub>2</sub>), 0.92 ppm (t, *J* = 6.6 Hz, 3H; 7'-H<sub>3</sub>); <sup>13</sup>C NMR (67.5 MHz, CDCl<sub>3</sub>): δ = 169.3, 153.6, 135.2, 130.2 (2C), 130.1 (2C), 128.2, 71.7, 66.9, 60.4, 55.8, 37.3, 33.8, 27.6, 22.5, 13.9 ppm; IR (NaCl)  $\tilde{\nu}$  = 3523 (br, OH), 1780 (C=O, ester), 1711 (C=O, imide), 1389, 1365, 1209, 1113, 1057, 1001, 750, 698 cm<sup>-1</sup>; HRMS (FAB, NBA matrix): *m/z* calcd for C<sub>17</sub>H<sub>23</sub>NO<sub>4</sub>Cl: 340.1316 [*M*+H]<sup>+</sup>; found: 340.1309 [*M*+H]<sup>+</sup>.

**(2'*R*,3'*S*)-tert-Butyl-[N'-(2'-chloro-3'-hydroxyheptanoyl)-L-alanyl]-L-valinate (52):** 30% aqueous H<sub>2</sub>O<sub>2</sub> (1.55 mL, 13.7 mmol) and 1 N aqueous LiOH (5.27 mL, 5.27 mmol) were added to a solution of **17** (896 mg, 2.64 mmol) in THF/H<sub>2</sub>O (5:1) (26.4 mL) at 0 °C. After stirring for 25 min at the same temperature, a saturated aqueous solution of Na<sub>2</sub>SO<sub>3</sub> (5.0 mL) and CHCl<sub>3</sub> (50 mL) were added to the reaction mixture. The organic layer was separated, and 1 N aqueous HCl (10 mL) was added to the aqueous layer, which was then extracted with CHCl<sub>3</sub> (50 mL × 3). The combined organic extracts were washed with brine (20 mL), dried over Na<sub>2</sub>SO<sub>4</sub>, filtered, and evaporated under reduced pressure. Crude product **18** was used in the next reaction without further purification. The residue was dissolved in CH<sub>2</sub>Cl<sub>2</sub> (24.2 mL) and then *tert*-butyl L-alanyl-L-valinate **19** (886 mg, 3.63 mmol), DIPEA (829 μL, 4.84 mmol), PyBrop (1.69 g, 3.63 mmol) were added. After stirring for 10 min at 0 °C under argon, the reaction mixture was warmed up to RT, and stirred for 1 h. The reaction was quenched with a saturated aqueous solution of NH<sub>4</sub>Cl (10 mL). The organic layer was separated and the aqueous layer was extracted with CHCl<sub>3</sub> (20 mL × 2). The combined organic extracts were washed with brine (20 mL), dried over Na<sub>2</sub>SO<sub>4</sub>, filtered, and evaporated under reduced pressure. Purification by flash chromatography on silica gel (hexane/EtOAc = 3:1) gave **52** as a colorless oil (876 mg, 82% in 2 steps). *R*<sub>f</sub> = 0.35 (silica gel, hexane/EtOAc = 1:1); [α]<sub>D</sub><sup>26</sup> = +10.2 (*c* = 1.30, CHCl<sub>3</sub>); <sup>1</sup>H NMR (270 MHz, CDCl<sub>3</sub>): δ = 6.97 (d, *J* = 6.9 Hz, 1H; 2'-NH), 6.76 (d, *J* = 8.9 Hz, 1H; 2-NH), 4.45 (dq, *J* = 6.9, 6.9 Hz, 1H; 2'-H), 4.44 (dd, *J* = 4.5, 8.9 Hz, 1H; 2-H), 4.36 (d, *J* = 1.7 Hz, 1H; 2''-H), 4.21 (m, 1H; 3'-H), 4.11 (d, *J* = 6.3 Hz, 1H; 3'-OH), 2.09 (dq, *J* = 4.5, 7.3, 7.6 Hz, 1H; 3-H), 1.74–1.66 (m, 1H; 4''-H<sub>2</sub>), 1.61–1.52 (m, 1H; 4''-H<sub>2</sub>), 1.47 (d, *J* = 6.9 Hz, 3H; 3'-H<sub>3</sub>), 1.45 (s, 9H; 1-OC(CH<sub>3</sub>)<sub>3</sub>), 1.41–1.31 (complex m, 4H; 5''-H<sub>2</sub>, 6''-H<sub>2</sub>), 0.91 (t, *J* = 6.6 Hz, 3H; 7''-H<sub>3</sub>), 0.90 (d, *J* = 7.6 Hz, 3H; 3-CH<sub>3</sub>), 0.87 ppm (d, *J* = 7.3 Hz, 3H; 3-CH<sub>3</sub>); <sup>13</sup>C NMR (67.5 MHz, CDCl<sub>3</sub>): δ = 171.7, 171.5, 168.7, 82.3, 71.6, 64.5, 57.5, 49.9, 33.5, 31.4, 27.8 (3C), 27.5, 22.2, 18.7, 17.8, 17.5, 13.8 ppm; IR (KBr)  $\tilde{\nu}$  = 3313 (br, -NH), 3072 (br, -OH), 1732 (C=O, ester), 1651 (C=O, amide), 1520, 1456, 1369, 1313, 1223, 1155 cm<sup>-1</sup>; HRMS (FAB, NBA matrix): *m/z* calcd for C<sub>18</sub>H<sub>30</sub>N<sub>2</sub>O<sub>5</sub>Cl: 407.2313 [*M*+H]<sup>+</sup>; found: 407.2312 [*M*+H]<sup>+</sup>.

**(2'*S*,3'*S*)-(-)-tert-Butyl-[N'-(2',3'-epoxyheptanoyl)-L-alanyl]-L-valinate (20):** H<sub>2</sub>O (47.0 μL, 2.61 mmol) and milled K<sub>2</sub>CO<sub>3</sub> (144 mg, 1.04 mmol) were added to a solution of chlorohydrin **52** (212 mg, 522 μmol) in DMF

(2.60 mL) at RT. After stirring for 2.5 h, the reaction mixture was diluted with EtOAc (10 mL) and H<sub>2</sub>O (2.0 mL) was added. The organic layer was separated, and the aqueous layer was extracted with EtOAc (10 mL × 2). The combined organic extracts were washed with H<sub>2</sub>O (10 mL × 5) and brine (20 mL), dried over Na<sub>2</sub>SO<sub>4</sub>, filtered, and evaporated under reduced pressure. Purification by flash chromatography on silica gel (hexane/EtOAc=4:1) gave **20** (193 mg, 100%) as a colorless oil.  $R_f$ =0.41 (silica gel, hexane/EtOAc=1:1);  $[\alpha]_D^{25}$ =−30.6 ( $c$ =1.10, CHCl<sub>3</sub>); <sup>1</sup>H NMR (270 MHz, CDCl<sub>3</sub>):  $\delta$ =6.73 (d,  $J$ =7.3 Hz, 1H; 2'-NH), 6.42 (d,  $J$ =8.9 Hz, 1H; 2-NH), 4.53 (dq,  $J$ =6.9, 7.3 Hz, 1H; 2'-H), 4.41 (dd,  $J$ =4.6, 8.9 Hz, 1H; 2-H), 3.45 (d,  $J$ =4.6 Hz, 1H; 2''-H), 3.17 (m, 1H; 3'-H), 2.09 (dqq,  $J$ =4.6, 6.6, 6.6 Hz, 1H; 3-H), 1.57–1.32 (complex m, 2H; 4''-H<sub>2</sub>), 1.57–1.32 (complex m, 4H; 5''-H<sub>2</sub>, 6''-H<sub>2</sub>), 1.47 (s, 9H; 1-OC(CH<sub>3</sub>)<sub>3</sub>), 1.39 (d,  $J$ =6.9 Hz, 3H; 3'-H<sub>3</sub>), 0.93, 0.90 (d,  $J$ =6.6 Hz, each 3H; 3-(CH<sub>3</sub>)<sub>2</sub>), 0.90 ppm (t,  $J$ =6.9 Hz, 3H; 7''-H<sub>3</sub>); <sup>13</sup>C NMR (67.5 MHz, CDCl<sub>3</sub>):  $\delta$ =171.3, 170.6, 167.3, 82.0, 58.4, 57.6, 54.9, 48.4, 31.2, 28.0, 28.0 (3C), 27.2, 22.3, 18.9, 18.5, 17.5, 13.8 ppm; IR (KBr):  $\tilde{\nu}$ =3317 (br, -NH), 1734 (C=O, ester), 1684 (C=O, amide), 1655 (C=O, amide), 1541, 1522, 1458, 1369, 1157 cm<sup>−1</sup>; HRMS (FAB, NBA matrix):  $m/z$  calcd for C<sub>19</sub>H<sub>33</sub>N<sub>2</sub>O<sub>5</sub>: 371.2546 [ $M$ +H]<sup>+</sup>; found: 371.2545 [ $M$ +H]<sup>+</sup>.

**(2''S,3'R)-(-)-tert-Butyl-[N'-(3'-azido-2''-hydroxyheptanoyl)-L-alanyl]-L-valinate (53)**: NaN<sub>3</sub> (67.6 mg, 1.04 mmol) and NH<sub>4</sub>Cl (55.6 mg, 1.04 mmol) were added to a solution of **20** (193 mg, 520  $\mu$ mol) in MeOH/H<sub>2</sub>O (20:1) (5.20 mL) at RT and the reaction mixture was warmed to 70 °C. After stirring for 56 h, the reaction mixture was cooled to RT, diluted with CHCl<sub>3</sub> (15 mL), and H<sub>2</sub>O (2.0 mL) was added. The organic layer was separated, and the aqueous layer was extracted with CHCl<sub>3</sub> (10 mL × 3). The combined organic extracts were washed with brine (20 mL), dried over Na<sub>2</sub>SO<sub>4</sub>, filtered, and evaporated under reduced pressure. Purification by flash chromatography on silica gel (hexane/EtOAc=2:1) gave **53** as colorless needles (197 mg, 91%).  $R_f$ =0.39 (silica gel, hexane/EtOAc=1:1); m.p. 189.5–191.0 °C;  $[\alpha]_D^{29}$ =−46.1 ( $c$ =0.80, CHCl<sub>3</sub>); <sup>1</sup>H NMR (270 MHz, CDCl<sub>3</sub>):  $\delta$ =7.23 (d,  $J$ =7.3 Hz, 1H; 2'-NH), 6.48 (d,  $J$ =8.6 Hz, 1H; 2-NH), 4.53 (dq,  $J$ =6.9, 7.3 Hz, 1H; 2'-H), 4.39 (dd,  $J$ =4.6, 8.6 Hz, 1H; 2-H), 4.11 (dd,  $J$ =2.6, 6.6 Hz, 1H; 2''-H), 3.79 (ddd,  $J$ =2.6, 6.6, 8.6 Hz, 1H; 3'-H), 3.66 (d,  $J$ =6.6 Hz, 1H; 2''-OH), 2.16 (dqq,  $J$ =4.5, 6.6, 6.6 Hz, 1H; 3-H), 1.74–1.58 (complex m, 2H; 4''-H<sub>2</sub>), 1.51–1.33 (complex m, 4H; 5''-H<sub>2</sub>, 6''-H<sub>2</sub>), 1.47 (s, 9H; 1-OC(CH<sub>3</sub>)<sub>3</sub>), 1.46 (d,  $J$ =6.9, 3H; 3'-H<sub>3</sub>), 0.94 (t,  $J$ =6.9 Hz, 3H; 7''-H<sub>3</sub>), 0.92 (d,  $J$ =6.6 Hz, 3H; 3-(CH<sub>3</sub>)<sub>2</sub>), 0.90 ppm (d,  $J$ =6.6 Hz, 3H; 3-(CH<sub>3</sub>)<sub>2</sub>); <sup>13</sup>C NMR (67.5 MHz, CDCl<sub>3</sub>):  $\delta$ =173.2, 171.8, 170.4, 81.9, 73.4, 63.3, 57.8, 48.6, 31.1, 29.9, 28.3, 27.9 (3C), 22.4, 18.8, 18.5, 17.6, 13.9 ppm; IR (KBr):  $\tilde{\nu}$ =3369 (br, -NH), 3297 (br, -NH), 3103 (br, -OH), 2108 (N=N<sup>+</sup>=N<sup>−</sup>), 1734 (C=O, ester), 1647 (C=O, amide), 1547, 1458, 1371, 1261, 1159, 1144 cm<sup>−1</sup>; HRMS (FAB, NBA matrix):  $m/z$  calcd for C<sub>19</sub>H<sub>36</sub>N<sub>5</sub>O<sub>5</sub>: 414.2716 [ $M$ +H]<sup>+</sup>; found: 414.2712 [ $M$ +H]<sup>+</sup>.

**(2''R,3'R)-(+)-tert-Butyl-[N'-(2'',3''-(N''-o-nitrobenzenesulfonylimino)-heptanoyl)-L-alanyl]-L-valinate (21)**: 10% Pd on carbon (25.8 mg, 24.2  $\mu$ mol) was added to a solution of **53** (100 mg, 242  $\mu$ mol) in EtOAc (2.42 mL) under H<sub>2</sub> at RT. After stirring for 8.5 h, the reaction solution was filtered through a Celite pad to remove the catalyst, and the pad was washed with EtOAc. The filtrate solution was evaporated to remove the solvent, the residue was dissolved in CH<sub>2</sub>Cl<sub>2</sub> (4.84 mL), and then 2-nitrobenzenesulfonyl chloride (161 mg, 726  $\mu$ mol), TEA (100  $\mu$ L, 726  $\mu$ mol), and DMAP (1.5 mg, 12.1  $\mu$ mol) were added to the solution. After stirring for 11.5 h under argon at RT, the reaction solution was quenched with a saturated aqueous solution of NH<sub>4</sub>Cl (3.0 mL), the organic layer was separated and the aqueous layer was extracted with CHCl<sub>3</sub> (10 mL × 2). The combined organic extracts were washed with brine (5.0 mL), dried over Na<sub>2</sub>SO<sub>4</sub>, filtered, and evaporated under reduced pressure. Purification by flash chromatography on silica gel (hexane/EtOAc=2:1) gave **21** as a yellow oil (121 mg, 91% in 2 steps).  $R_f$ =0.46 (silica gel, hexane/EtOAc=1:1);  $[\alpha]_D^{25}$ =+3.9 ( $c$ =0.87, CHCl<sub>3</sub>); <sup>1</sup>H NMR (270 MHz, CDCl<sub>3</sub>):  $\delta$ =8.19–8.15 (m, 1H; N''-S(O<sub>2</sub>)-Ph-NO<sub>2</sub>), 7.85–7.76 (m, 3H; N''-S(O<sub>2</sub>)-Ph-NO<sub>2</sub>), 6.92 (d,  $J$ =7.6 Hz, 1H; 2'-NH), 6.38 (d,  $J$ =8.9 Hz, 1H; 2-NH), 4.44 (dq,  $J$ =7.3, 7.6 Hz, 1H; 2'-H), 4.36 (dd,  $J$ =4.3, 8.9 Hz, 1H; 2-H), 3.65 (d,  $J$ =7.6 Hz, 1H; 2''-H), 3.24 (ddd,  $J$ =5.9, 7.6, 7.6 Hz, 1H; 3'-H), 2.12 (dqq,  $J$ =4.3, 6.9, 6.9 Hz, 1H; 3-H), 1.60–1.50 (complex m, 2H; 4''-H<sub>2</sub>), 1.45–1.35 (complex m, 2H; 5''-H<sub>2</sub>), 1.45 (s, 9H; 1-OC(CH<sub>3</sub>)<sub>3</sub>), 1.39

(d,  $J$ =7.3, 3H; 3'-H<sub>3</sub>), 1.31–1.20 (complex m, 2H; 6''-H<sub>2</sub>), 0.87 (d,  $J$ =6.9 Hz, 3H; 3-(CH<sub>3</sub>)<sub>2</sub>), 0.86 (d,  $J$ =6.9 Hz, 3H; 3-(CH<sub>3</sub>)<sub>2</sub>), 0.81 ppm (t,  $J$ =6.9 Hz, 3H; 7''-H<sub>3</sub>); <sup>13</sup>C NMR (67.5 MHz, CDCl<sub>3</sub>):  $\delta$ =171.1, 170.5, 164.2, 148.6, 135.0, 132.3, 131.3, 130.9, 124.6, 81.9, 57.4, 48.8, 48.2, 44.5, 31.1, 28.8, 27.9 (3C), 26.7, 21.8, 18.7, 17.8, 17.4, 13.6 ppm; IR (KBr):  $\tilde{\nu}$ =3317 (br, -NH), 1728 (C=O, ester), 1687 (C=O, amide), 1658 (C=O, amide), 1547 (NO<sub>2</sub>), 1367 (NO<sub>2</sub>), 1344 (N-SO<sub>2</sub>), 1167 (N-SO<sub>2</sub>), 960, 852, 781, 739, 602 cm<sup>−1</sup>; HRMS (FAB, NBA matrix):  $m/z$  calcd for C<sub>25</sub>H<sub>38</sub>N<sub>4</sub>O<sub>8</sub>SNa: 577.2308 [ $M$ +Na]<sup>+</sup>; found: 577.2310 [ $M$ +Na]<sup>+</sup>.

**(2''R,3'S)-(-)-tert-Butyl-[N'-(3'-azido-2''-(o-nitrobenzenesulfonamido)-heptanoyl)-L-alanyl]-L-valinate (54)**: NaN<sub>3</sub> (33.4 mg, 428  $\mu$ mol) was added to a solution of **21** (142 mg, 257  $\mu$ mol) in DMF (2.57 mL) under Ar at 0 °C. After stirring for 30 min, the reaction solution was warmed to RT and stirred for 2 h. The mixture was diluted with EtOAc (5.0 mL), H<sub>2</sub>O (5.0 mL) was added, and the organic layer was separated. The aqueous layer was extracted with EtOAc (10 mL). The combined organic extracts were washed with H<sub>2</sub>O (10.0 mL × 3) and brine (10 mL), dried over Na<sub>2</sub>SO<sub>4</sub>, filtered, and evaporated under reduced pressure. Purification by flash chromatography on silica gel (hexane/EtOAc=3:1) gave **54** as a white solid (140 mg, 91%).  $R_f$ =0.47 (silica gel, hexane/EtOAc=1:1); m.p. 153–157 °C;  $[\alpha]_D^{27}$ =−31.2 ( $c$ =1.70, CHCl<sub>3</sub>); <sup>1</sup>H NMR (270 MHz, CDCl<sub>3</sub>):  $\delta$ =8.11 (m, 1H; N''-S(O<sub>2</sub>)-Ph-NO<sub>2</sub>), 7.91 (m, 1H; N''-S(O<sub>2</sub>)-Ph-NO<sub>2</sub>), 7.75 (complex m, 2H; N''-S(O<sub>2</sub>)-Ph-NO<sub>2</sub>), 7.04 (d,  $J$ =7.3 Hz, 1H; 2'-NH), 6.37 (d,  $J$ =8.3 Hz, 1H; 2-NH), 4.38 (dd,  $J$ =4.3, 8.3 Hz, 1H; 2-H), 4.38 (dq,  $J$ =6.9, 7.3 Hz, 1H; 2'-H), 4.13 (ddd,  $J$ =2.6, 6.0, 7.6 Hz, 1H; 3'-H), 4.04 (d,  $J$ =2.6 Hz, 1H; 2''-H), 2.14 (dqq,  $J$ =4.3, 6.9, 7.3 Hz, 1H; 3-H), 1.69–1.56 (complex m, 2H; 4''-H<sub>2</sub>), 1.48–1.32 (complex m, 2H; 5''-H<sub>2</sub>), 1.46 (s, 9H; 1-OC(CH<sub>3</sub>)<sub>3</sub>), 1.32–1.10 (complex m, 2H; 6''-H<sub>2</sub>), 1.24 (d,  $J$ =6.9 Hz, 3H; 3'-H<sub>3</sub>), 0.89 (d,  $J$ =6.9 Hz, 3H; 3-(CH<sub>3</sub>)<sub>2</sub>), 0.88 (d,  $J$ =6.9 Hz, 3H; 3-(CH<sub>3</sub>)<sub>2</sub>), 0.82 ppm (t,  $J$ =7.3 Hz, 3H; 7''-H<sub>3</sub>); <sup>13</sup>C NMR (67.5 MHz, CDCl<sub>3</sub>):  $\delta$ =171.1, 170.5, 168.1, 147.7, 133.9, 133.5, 132.9, 130.7, 125.3, 81.9, 63.4, 59.7, 57.5, 49.1, 31.1, 30.7, 27.9 (3C), 27.9, 22.2, 18.6, 18.0, 17.4, 13.6 ppm; IR (KBr):  $\tilde{\nu}$ =3373 (br, -NH), 3315 (br, -NH), 2108 (N=N<sup>+</sup>=N<sup>−</sup>), 1728 (C=O, ester), 1649 (C=O, amide), 1543 (NO<sub>2</sub>), 1454, 1362 (N-SO<sub>2</sub>), 1163 (N-SO<sub>2</sub>), 847, 789, 741, 588 cm<sup>−1</sup>; HRMS (FAB, NBA matrix):  $m/z$  calcd for C<sub>25</sub>H<sub>39</sub>N<sub>7</sub>O<sub>8</sub>SNa: 620.2479 [ $M$ +Na]<sup>+</sup>; found: 620.2503 [ $M$ +Na]<sup>+</sup>.

**(2''R,3'S)-(+)-tert-Butyl-[N'-(3'-amino-2''-(o-nitrobenzenesulfonamido)-heptanoyl)-L-alanyl]-L-valinate (22)**: H<sub>2</sub>O (30.4  $\mu$ L, 1.69 mmol) and PPh<sub>3</sub> (66.5 mg, 0.253 mmol) were added to a solution of **54** (101 mg, 169  $\mu$ mol) in THF (1.70 mL) at RT. After stirring for 20 h at 45 °C, the reaction solution was cooled to RT. Then the solution was evaporated under reduced pressure to remove the solvent. Purification by flash chromatography on silica gel (CHCl<sub>3</sub>/MeOH=50:1) gave **22** as a yellow powder (82.5 mg, 85%).  $R_f$ =0.31 (silica gel, CHCl<sub>3</sub>/MeOH=10:1);  $[\alpha]_D^{29}$ =+1.66 ( $c$ =0.84, MeOH); <sup>1</sup>H NMR (270 MHz, CD<sub>3</sub>OD):  $\delta$ =7.94 (m, 1H; N''-S(O<sub>2</sub>)-Ph-NO<sub>2</sub>), 7.70–7.58 (complex m, 3H; N''-S(O<sub>2</sub>)-Ph-NO<sub>2</sub>), 4.12 (q,  $J$ =7.3 Hz, 1H; 2'-H), 4.05 (d,  $J$ =5.9 Hz, 1H; 2-H), 3.85 (d,  $J$ =3.3 Hz, 1H; 2''-H), 3.15 (dt,  $J$ =3.3, 6.9 Hz, 1H; 3'-H), 2.01 (m, 1H;  $J$ =6.9 Hz, 3-H), 1.64–1.42 (m, 1H; 4''-H<sub>2</sub>), 1.39–1.12 (complex m, 5H; 4''-H<sub>2</sub>, 5''-H<sub>2</sub>, 6''-H<sub>2</sub>), 1.37 (s, 9H; 1-OC(CH<sub>3</sub>)<sub>3</sub>), 1.12 (d,  $J$ =7.3 Hz, 3H; 3'-H<sub>3</sub>), 0.86 (d,  $J$ =6.9 Hz, 6H; 3-(CH<sub>3</sub>)<sub>2</sub>), 0.79 ppm (t,  $J$ =6.9 Hz, 3H; 7''-H<sub>3</sub>); <sup>13</sup>C NMR (67.5 MHz, CD<sub>3</sub>OD):  $\delta$ =175.0, 173.9, 172.1, 149.2, 137.0, 133.9, 133.2, 131.2, 125.3, 82.8, 61.5, 60.1, 55.6, 50.3, 32.5, 31.7, 28.8, 28.3 (3C), 23.5, 19.5, 18.5, 18.1, 14.2 ppm; IR (KBr):  $\tilde{\nu}$ =3375 (-NH), 3321 (-NH), 1730 (C=O, ester), 1655 (C=O, amide), 1541 (NO<sub>2</sub>), 1456, 1369 (N-SO<sub>2</sub>), 1165 (N-SO<sub>2</sub>), 850, 787, 737, 658 cm<sup>−1</sup>; HRMS (FAB, NBA matrix):  $m/z$  calcd for C<sub>25</sub>H<sub>41</sub>N<sub>5</sub>O<sub>8</sub>SNa: 594.2574 [ $M$ +Na]<sup>+</sup>; found: 594.2568 [ $M$ +Na]<sup>+</sup>.

**(2''R,3'S,2''R)-(-)-tert-Butyl-[N'-(3''-(2''-bromopropanamido)-2''-(o-nitrobenzenesulfonamido)heptanoyl)-L-alanyl]-L-valinate (55)**: Compound (*R*)-**10** (19.0  $\mu$ L, 211  $\mu$ mol), HOBT (32.4 mg, 239  $\mu$ mol), and EDCI (40.5 mg, 211  $\mu$ mol) were added to a solution of **22** (80.5 mg, 141  $\mu$ mol) in CH<sub>2</sub>Cl<sub>2</sub> (1.40 mL) under argon at 0 °C. After stirring for 1 h, H<sub>2</sub>O (1.0 mL) was added to the reaction and the organic layer was separated. The aqueous layer was extracted with CHCl<sub>3</sub> (10 mL × 3). The combined organic extracts were washed with H<sub>2</sub>O (5.0 mL) and brine (5.0 mL), dried over Na<sub>2</sub>SO<sub>4</sub>, filtered, and evaporated under reduced pressure. Purification by flash chromatography on silica gel (CHCl<sub>3</sub>/MeOH=100:1)



gave **55** as a yellow powder (90.5 mg, 91%).  $R_f=0.49$  (silica gel,  $\text{CHCl}_3/\text{MeOH}=10:1$ );  $[\alpha]_D^{26}=-21.0$  ( $c=0.47$ ,  $\text{CHCl}_3$ );  $^1\text{H NMR}$  (270 MHz,  $\text{CDCl}_3$ ):  $\delta=8.12$  (m, 1H;  $N''\text{-S(O)}_2\text{-Ph-NO}_2$ ), 7.85 (m, 1H;  $N''\text{-S(O)}_2\text{-Ph-NO}_2$ ), 7.77–7.64 (complex m, 2H;  $N''\text{-S(O)}_2\text{-Ph-NO}_2$ ), 7.15 (d,  $J=6.9$  Hz, 1H; 2'-NH), 7.00 (d,  $J=8.2$  Hz, 1H; 3'-NH), 6.38 (d,  $J=8.6$  Hz, 1H; 2'-NH), 4.37 (q,  $J=7.3$  Hz, 1H; 2'-H), 4.36 (q,  $J=6.9$  Hz, 1H; 2''-H), 4.34 (dd,  $J=4.6$ , 8.6 Hz, 1H; 2-H), 4.21 (d,  $J=4.3$  Hz, 1H; 2''-H), 4.05 (ddd,  $J=4.3$ , 8.2, 8.9 Hz, 1H; 3'-H), 2.11 (dq,  $J=4.6$ , 6.9 Hz, 1H; 3-H), 1.95–1.60 (complex m, 2H; 4'-H<sub>2</sub>), 1.80 (d,  $J=8.2$  Hz, 3H; 3'''-H<sub>3</sub>), 1.45 (s, 9H; 1-OC(CH<sub>3</sub>)<sub>3</sub>), 1.30–1.13 (complex m, 4H; 5''-H<sub>2</sub>, 6''-H<sub>2</sub>), 1.23 (d,  $J=7.3$  Hz, 3H; 3'-H<sub>3</sub>), 0.87 (d,  $J=6.9$  Hz, 3H; 3-(CH<sub>3</sub>)<sub>2</sub>), 0.86 (d,  $J=6.9$  Hz, 3H; 3-(CH<sub>3</sub>)<sub>2</sub>), 0.77 ppm (t,  $J=6.6$  Hz, 3H; 7''-H<sub>3</sub>);  $^{13}\text{C NMR}$  (67.5 MHz,  $\text{CDCl}_3$ ):  $\delta=171.5$ , 170.8, 170.5, 169.2, 147.6, 133.7, 133.7, 133.0, 131.2, 124.9, 82.0, 61.2, 57.6, 52.4, 49.1, 43.9, 31.0, 29.8, 28.0, 28.0 (3C), 22.2, 22.1, 18.8, 18.7, 17.7, 13.8 ppm; IR (KBr):  $\tilde{\nu}=3315$  (-NH), 1730 (C=O, ester), 1662 (C=O, amide), 1541 (NO<sub>2</sub>), 1454, 1363 (N-SO<sub>2</sub>), 1163 (N-SO<sub>2</sub>), 785, 739, 586 cm<sup>-1</sup>; HRMS (FAB, NBA matrix):  $m/z$  calcd for C<sub>28</sub>H<sub>35</sub>N<sub>5</sub>O<sub>5</sub>SB: 706.2121 [ $M+H$ ]; found: 706.2135 [ $M+H$ ]<sup>+</sup>.

**(3S,5R,6S)-(-)-6-Butyl-5-(*O*<sup>1</sup>-*tert*-butyl-L-valinyl-L-alanyl)carbonyl-3-methyl-2-piperazinone (23):** DIPEA (37.0  $\mu\text{L}$ , 428  $\mu\text{mol}$ ) was added to a solution of **55** (75.0 mg, 106  $\mu\text{mol}$ ) in MeCN (2.12 mL) under argon at RT. After stirring for 19 h at 60°C, the reaction solution was cooled to RT. Then thiophenol (16.3  $\mu\text{L}$ , 159  $\mu\text{mol}$ ) and DIPEA (27.7  $\mu\text{L}$ , 159  $\mu\text{mol}$ ) were added and the solution was stirred for 21 h at RT. The solution was then evaporated under reduced pressure to remove the solvent. Purification by flash chromatography on silica gel ( $\text{CHCl}_3/\text{MeOH}=60:1$ ) gave **23** as a colorless oil (40.4 mg, 100%).  $R_f=0.27$  (silica gel,  $\text{CHCl}_3/\text{MeOH}=10:1$ );  $[\alpha]_D^{20}=-40.5$  ( $c=0.86$ ,  $\text{CHCl}_3$ );  $^1\text{H NMR}$  (400 MHz,  $\text{CDCl}_3$ ):  $\delta=7.89$  (d,  $J=8.0$  Hz, 1H; 2'-NH), 6.97 (d,  $J=8.8$  Hz, 1H; 2''-NH), 6.45 (d,  $J=2.5$  Hz, 1H; 1-H), 4.59 (dq,  $J=6.8$ , 8.0 Hz, 1H; 2'-H), 4.38 (dd,  $J=4.6$ , 8.8 Hz, 1H; 2''-H), 3.87 (dddd,  $J=2.5$ , 4.8, 5.0, 8.3 Hz, 1H; 6-H), 3.41 (q,  $J=7.0$  Hz, 1H; 3-H), 3.36 (d,  $J=4.8$  Hz, 1H; 5-H), 2.11 (dq,  $J=4.6$ , 7.8, 7.8 Hz, 1H; 3''-H), 1.73–1.64 (m, 1H; 6-CH<sub>2</sub>CH<sub>2</sub>CH<sub>2</sub>CH<sub>3</sub>), 1.61–1.52 (m, 1H; 6-CH<sub>2</sub>CH<sub>2</sub>CH<sub>2</sub>CH<sub>3</sub>), 1.44 (s, 9H; 1'-OC(CH<sub>3</sub>)<sub>3</sub>), 1.41–1.25 (complex m, 4H; 6-CH<sub>2</sub>CH<sub>2</sub>CH<sub>2</sub>CH<sub>3</sub>), 1.37 (d,  $J=7.0$  Hz, 3H; 3-CH<sub>3</sub>), 1.34 (d,  $J=6.8$  Hz, 3H; 3'-H<sub>3</sub>), 0.88 (d,  $J=7.8$  Hz, 3H; 3''-(CH<sub>3</sub>)<sub>2</sub>), 0.88 (t,  $J=7.0$  Hz, 3H; 6-CH<sub>2</sub>CH<sub>2</sub>CH<sub>2</sub>CH<sub>3</sub>), 0.86 ppm (d,  $J=7.8$  Hz, 3H; 3''-(CH<sub>3</sub>)<sub>2</sub>);  $^{13}\text{C NMR}$  (75.0 MHz,  $\text{CDCl}_3$ ):  $\delta=172.8$  (C-2), 171.9 (C-1'), 170.9 (C-1''), 170.3 (5-CO-), 81.9 (1'-OC(CH<sub>3</sub>)<sub>3</sub>), 57.5 (C-2''), 56.9 (C-5), 52.1 (C-6), 50.1 (C-3), 48.6 (C-2'), 35.1 (1C, 6-CH<sub>2</sub>CH<sub>2</sub>CH<sub>2</sub>CH<sub>3</sub>), 31.1 (C-3'), 28.0 (1'-OC(CH<sub>3</sub>)<sub>3</sub>), 27.4 (1C, 6-CH<sub>2</sub>CH<sub>2</sub>CH<sub>2</sub>CH<sub>3</sub>), 22.4 (1C, 6-CH<sub>2</sub>CH<sub>2</sub>CH<sub>2</sub>CH<sub>3</sub>), 18.8 (1C, 3''-(CH<sub>3</sub>)<sub>2</sub>), 18.5 (C-3'), 17.8 (1C, 3-CH<sub>3</sub>), 17.6 (1C, 3''-(CH<sub>3</sub>)<sub>2</sub>), 13.9 ppm (1C, 6-CH<sub>2</sub>CH<sub>2</sub>CH<sub>2</sub>CH<sub>3</sub>); IR (KBr):  $\tilde{\nu}=3662$ , 3288 (-NH), 1730 (C=O, ester), 1655 (C=O, amide), 1545, 1466, 1379, 1155, 935, 841, 627 cm<sup>-1</sup>; HRMS (FAB, NBA matrix):  $m/z$  calcd for C<sub>22</sub>H<sub>40</sub>N<sub>4</sub>O<sub>3</sub>Na: 463.2896 [ $M+Na$ ]; found: 463.2896 [ $M+Na$ ]<sup>+</sup>.

**(3S,5R,6S)-(-)-6-Butyl-3-methyl-5-(L-valinyl-L-alanyl)carbonyl-2-piperazinone (7):** After dissolving **23** (45.8 mg, 104  $\mu\text{mol}$ ) in a solution of TFA/H<sub>2</sub>O (3:1) (2.08 mL), the reaction solution was stirred for 3 h at RT. The solution was diluted with H<sub>2</sub>O (3.0 mL), and evaporated under reduced pressure to remove the solvent. Purification by flash chromatography on silica gel ( $\text{CHCl}_3/\text{MeOH}=10:1$ ) gave **7** as a white powder (40.4 mg, 100%).  $R_f=0.12$  (silica gel,  $\text{CHCl}_3/\text{MeOH}=10:1$ );  $[\alpha]_D^{24}=-35.2$  ( $c=1.50$ , MeOH);  $^1\text{H NMR}$  (400 MHz, 1% TFA in D<sub>2</sub>O):  $\delta=4.35$  (q,  $J=7.0$  Hz, 1H; 2'-H), 4.17 (q,  $J=7.2$  Hz, 1H; 3-H), 4.16 (d,  $J=6.0$  Hz, 1H; 2''-H), 4.02 (d,  $J=9.0$  Hz, 1H; 5-H), 3.81 (ddd,  $J=4.5$ , 6.5, 9.0 Hz, 1H; 6-H), 2.09 (dq,  $J=6.0$ , 6.9 Hz, 1H; 3''-H), 1.65–1.58 (m, 1H; 6-CH<sub>2</sub>CH<sub>2</sub>CH<sub>2</sub>CH<sub>3</sub>), 1.56–1.49 (m, 1H; 6-CH<sub>2</sub>CH<sub>2</sub>CH<sub>2</sub>CH<sub>3</sub>), 1.51 (d,  $J=7.0$  Hz, 3H; 3-CH<sub>3</sub>), 1.33 (d,  $J=7.0$  Hz, 3H; 3'-H<sub>3</sub>), 1.28–1.17 (complex m, 4H; 6-CH<sub>2</sub>CH<sub>2</sub>CH<sub>2</sub>CH<sub>3</sub>), 0.86 (d,  $J=6.9$  Hz, 3H; 3''-(CH<sub>3</sub>)<sub>2</sub>), 0.85 (d,  $J=6.9$  Hz, 3H; 3''-(CH<sub>3</sub>)<sub>2</sub>), 0.84 ppm (t,  $J=7.0$  Hz, 3H; 6-CH<sub>2</sub>CH<sub>2</sub>CH<sub>2</sub>CH<sub>3</sub>);  $^{13}\text{C NMR}$  (100 MHz, 1% TFA in D<sub>2</sub>O), reference 0–200 ppm:  $\delta=177.7$  (C-1'), 177.2 (C-1''), 171.4 (C-2), 168.5 (5-CO-), 61.2 (C-2''), 56.8 (C-5), 54.3 (C-3), 53.7 (C-6), 52.5 (C-2'), 33.4 (1C, 6-CH<sub>2</sub>CH<sub>2</sub>CH<sub>2</sub>CH<sub>3</sub>), 32.4 (C-3'), 28.1 (1C, 6-CH<sub>2</sub>CH<sub>2</sub>CH<sub>2</sub>CH<sub>3</sub>), 24.2 (1C, 6-CH<sub>2</sub>CH<sub>2</sub>CH<sub>2</sub>CH<sub>3</sub>), 20.9 (1C, 3''-(CH<sub>3</sub>)<sub>2</sub>), 19.9 (1C, 3''-(CH<sub>3</sub>)<sub>2</sub>), 19.3 (C-3'), 17.2 (1C, 3-CH<sub>3</sub>), 15.6 ppm (1C, 6-CH<sub>2</sub>CH<sub>2</sub>CH<sub>2</sub>CH<sub>3</sub>); IR (KBr):  $\tilde{\nu}=3435$  (br, -NH), 1672 (C=O, amide), 1566, 1196, 1142, 723 cm<sup>-1</sup>; HRMS (FAB, NBA matrix):  $m/z$  calcd for C<sub>18</sub>H<sub>33</sub>N<sub>4</sub>O<sub>3</sub>: 385.2451 [ $M+H$ ]; found: 385.2436 [ $M+H$ ]<sup>+</sup>.

(FAB, NBA matrix):  $m/z$  calcd for C<sub>18</sub>H<sub>33</sub>N<sub>4</sub>O<sub>3</sub>: 385.2451 [ $M+H$ ]; found: 385.2436 [ $M+H$ ]<sup>+</sup>.

**(2R,3S)-(-)-Ethyl-2,3-epoxyheptanate (24):** NaH (55 wt% in mineral oil, 446 mg, 11.1 mmol) was added to a solution of **17** (3.30 g, 10.1 mmol) in EtOH (50.5 mL) at 0°C. After stirring for 20 min, a saturated aqueous solution of NH<sub>4</sub>Cl (30 mL) and CH<sub>2</sub>Cl<sub>2</sub> (100 mL) was added to the reaction mixture. The organic layer was separated, and the aqueous layer was extracted with CH<sub>2</sub>Cl<sub>2</sub> (100 mL×2), dried over Na<sub>2</sub>SO<sub>4</sub>, filtered, and evaporated under reduced pressure. Purification by flash chromatography on silica gel (hexane/EtOAc=5:1) gave a mixture of *trans*-epoxide **24** and *cis*-epoxide (5.4:1) as a colorless oil (1.70 g, 98%).  $R_f=0.56$  (silica gel, hexane/EtOAc=2:1);  $[\alpha]_D^{27}=-18.3$  ( $c=1.00$ ,  $\text{CHCl}_3$ ), as a mixture;  $^1\text{H NMR}$  (270 MHz,  $\text{CDCl}_3$ ), major isomer **24** is reported  $\delta=4.23$  (dq,  $J=3.3$ , 7.3 Hz, 2H; 1-OCH<sub>2</sub>CH<sub>3</sub>), 3.20 (d,  $J=2.0$  Hz, 1H; 2-H), 3.15 (ddd,  $J=2.0$ , 5.0, 5.9 Hz, 1H; 3-H), 1.70–1.54 (complex m, 2H; 4-H<sub>2</sub>), 1.49–1.35 (complex m, 2H; 5-H<sub>2</sub>, 6-H<sub>2</sub>), 1.30 (t,  $J=7.3$  Hz, 3H; 1-OCH<sub>2</sub>CH<sub>3</sub>), 0.92 ppm (t,  $J=6.9$  Hz, 3H; 7-H<sub>3</sub>);  $^{13}\text{C NMR}$  (67.5 MHz,  $\text{CDCl}_3$ ), major isomer **24** is reported  $\delta=169.3$ , 61.4, 58.4, 53.0, 31.1, 27.7, 22.3, 14.0, 13.8 ppm; IR (NaCl):  $\tilde{\nu}=1753$  (C=O, ester), 1446, 1284 (C-O, epoxide), 1196, 1036, 906 cm<sup>-1</sup>; MS (FAB, EI): could not be observed.

**A mixture of (2S,3S)-ethyl-2-azido-3-hydroxyheptanate and (2R,3R)-ethyl-3-azido-2-hydroxyheptanate (56):** NH<sub>4</sub>Cl (792 mg, 14.8 mmol) and NaN<sub>3</sub> (963 mg, 14.8 mmol) were added to a solution of **24** and *cis*-epoxide mixture (1.70 g, 9.87 mmol) in 1,4-dioxane/H<sub>2</sub>O (1:1) (66.0 mL) at RT and warmed to 60°C. After stirring for 40 h, the reaction mixture was cooled to RT, diluted with CHCl<sub>3</sub> (100 mL), and the organic layer was washed with brine (20 mL), dried over Na<sub>2</sub>SO<sub>4</sub>, filtered, and evaporated under reduced pressure. Purification by flash chromatography on silica gel (hexane/EtOAc=5:1) gave a mixture of **56** as a colorless oil (478 mg, 55%).  $R_f=0.39$  (hexane/EtOAc=3:1);  $^1\text{H NMR}$  (270 MHz,  $\text{CDCl}_3$ ): as a mixture of four compounds  $\delta=4.36$ –4.10 (complex m, 2H; 1-OCH<sub>2</sub>CH<sub>3</sub>), 3.97–3.88 (complex m, 1H; 2-H), 3.58–3.45 (complex m, 1H; 3-H), 3.07 (brs, 1H; -OH), 1.90–1.65 (complex m, 1H; 4-H<sub>2</sub>), 1.56–1.23 (complex m, 5H; 4-H<sub>2</sub>, 5-H<sub>2</sub>, 6-H<sub>2</sub>), 1.37–1.27 (complex m, 3H; 1-OCH<sub>2</sub>CH<sub>3</sub>), 0.98–0.86 ppm (complex m, 3H; 7-H<sub>3</sub>);  $^{13}\text{C NMR}$  (67.5 MHz,  $\text{CDCl}_3$ ): two major isomers were indicated.  $\delta=171.9$  and 168.8, 73.3 and 71.7, 66.1 and 64.2, 61.9 and 61.7, 32.4 and 29.3, 28.2 and 27.3, 22.2 and 22.0, 13.8, 13.6 and 13.5 ppm; IR (NaCl):  $\tilde{\nu}=3483$  (br, -OH), 2109 (-N=N<sup>+</sup>=N<sup>-</sup>), 1739 (-C=O, ester), 1468, 1371, 1265, 1203, 1130, 1095, 1026, 862 cm<sup>-1</sup>; HRMS (FAB, NBA matrix):  $m/z$  calcd for C<sub>9</sub>H<sub>17</sub>N<sub>3</sub>O<sub>3</sub>Na: 238.1168 [ $M+Na$ ]; found: 238.1161 [ $M+Na$ ]<sup>+</sup>.

**(2S,3R)-Ethyl-2,3-iminoheptanate (25):** PPh<sub>3</sub> (1.49 g, 5.70 mmol) was added to a solution of **56** (943 mg, 4.38 mmol) in MeCN (21.9 mL) under argon at RT. After stirring for 30 min, the reaction solution was warmed to 80°C and stirred for 1.5 h. Then the solution was cooled to RT and evaporated under reduced pressure to remove the solvent. Purification by flash chromatography on silica gel (hexane/EtOAc=5:1) gave **25** (667.6 mg, 89%) and *cis*-aziridine **57** (75 mg, 10%) as colorless oils. **25**:  $R_f=0.46$  (silica gel, hexane/EtOAc=3:1);  $[\alpha]_D^{25}=+73.8$  ( $c=0.50$ ,  $\text{CHCl}_3$ );  $^1\text{H NMR}$  (270 MHz,  $\text{CDCl}_3$ ):  $\delta=4.22$  (dq,  $J=3.2$ , 7.3 Hz, 2H; 1-OCH<sub>2</sub>CH<sub>3</sub>), 2.26 (d,  $J=2.3$  Hz, 1H; 2-H), 2.21 (m, 1H; 3-H), 1.44–1.32 (complex m, 6H; 4-H<sub>2</sub>, 5-H<sub>2</sub>, 6-H<sub>2</sub>), 1.29 (t,  $J=7.3$  Hz, 3H; 1-OCH<sub>2</sub>CH<sub>3</sub>), 0.90 ppm (t,  $J=7.3$  Hz, 3H; 7-H<sub>3</sub>);  $^{13}\text{C NMR}$  (67.5 MHz,  $\text{CDCl}_3$ ):  $\delta=172.4$ , 61.0, 39.2, 35.0, 32.1, 29.0, 22.1, 13.9, 13.6 ppm; IR (NaCl):  $\tilde{\nu}=3288$  (br, -NH), 1728 (C=O, ester), 1468, 1431, 1373, 1342, 1209, 1036, 845 cm<sup>-1</sup>; HRMS (FAB, NBA matrix):  $m/z$  calcd for C<sub>9</sub>H<sub>18</sub>NO<sub>2</sub>: 172.1338 [ $M+H$ ]; found: 172.1336 [ $M+H$ ]<sup>+</sup>. **57**:  $R_f=0.25$  (silica gel, hexane/EtOAc=3:1);  $[\alpha]_D^{23}=-47.6$  ( $c=1.41$ ,  $\text{CHCl}_3$ );  $^1\text{H NMR}$  (270 MHz,  $\text{CDCl}_3$ ):  $\delta=4.22$  (q,  $J=7.3$  Hz, 2H; 1-OCH<sub>2</sub>CH<sub>3</sub>), 2.63 (brd,  $J=5.9$  Hz, 1H; 2-H), 2.21 (brm, 1H; 3-H), 1.24–1.67 (complex m, 6H; 4-H<sub>2</sub>, 5-H<sub>2</sub>, 6-H<sub>2</sub>), 1.30 (t,  $J=7.3$  Hz, 3H; 1-OCH<sub>2</sub>CH<sub>3</sub>), 0.89 ppm (t,  $J=6.6$  Hz, 3H; 7-H<sub>3</sub>);  $^{13}\text{C NMR}$  (67.5 MHz,  $\text{CDCl}_3$ ):  $\delta=170.8$ , 61.1, 38.7, 34.5, 29.8, 27.4, 22.2, 14.1, 13.8 ppm; IR (NaCl):  $\tilde{\nu}=3267$  (br, NH), 1727 (C=O), 1466, 1408, 1383, 1198, 1034, 827 cm<sup>-1</sup>; HRMS (FAB, NBA matrix):  $m/z$  calcd for C<sub>9</sub>H<sub>18</sub>NO<sub>2</sub>: 172.1338 [ $M+H$ ]; found: 172.1336 [ $M+H$ ]<sup>+</sup>.

**(2R,3R)-Ethyl-3-amino-2-azidoheptanate (26) and (2S,3S)-ethyl-2-amino-3-azidoheptanate (27):** TEA (1.63 mL, 11.7 mmol), 2-nitrobenzenesulfonyl chloride (1.29 g, 5.84 mmol), and DMAP (47.5 mg, 389  $\mu\text{mol}$ )

were added to a solution of **25** (666 mg, 3.89 mmol) in CH<sub>2</sub>Cl<sub>2</sub> (38.9 mL) at RT under argon. After stirring for 20 h, the reaction was quenched with a saturated aqueous solution of NH<sub>4</sub>Cl (10 mL), the organic layer was separated and aqueous layer was extracted with CHCl<sub>3</sub> (30 mL × 3). The combined organic extracts were dried over Na<sub>2</sub>SO<sub>4</sub>, filtered, and evaporated under reduced pressure. The residue was roughly purified with silica gel (hexane/EtOAc=5:1) to provide the residue of Ns-aziridine. The residue was dissolved in DMF (38.9 mL), and then NaN<sub>3</sub> (506 mg, 7.78 mmol) was added to the solution at 0°C under argon, and then the reaction mixture was warmed to RT. After stirring for 30 min, the solution was diluted with EtOAc (40 mL), H<sub>2</sub>O (20 mL) was added, and the organic layer was separated. The organic extracts were washed with brine (10.0 mL × 3), dried over Na<sub>2</sub>SO<sub>4</sub>, filtered, and evaporated under reduced pressure to provide a mixture of azido-Ns-amine. The azido-Ns-amine residue was dissolved in MeCN (38.9 mL), and then thiophenol (999 µL, 9.73 mmol), and DIPEA (1.69 mL, 9.73 mmol) were added to the solution at RT under argon. After stirring for 2.5 h, a saturated aqueous solution of NaHCO<sub>3</sub> (10 mL) was added to the reaction mixture. Then the mixture was extracted with CHCl<sub>3</sub> (30 mL × 3). The organic extracts were dried over Na<sub>2</sub>SO<sub>4</sub>, filtered, and evaporated under reduced pressure. Purification by flash chromatography on silica gel (hexane/EtOAc=1:1) gave **26** (385 mg, 53% in 3 steps) and **27** (101.7 mg, 14% in 3 steps) as colorless oils. **26**: *R*<sub>f</sub>=0.24 (hexane/EtOAc=2:1); [α]<sub>D</sub><sup>24</sup>=+60.3 (*c*=0.50, CHCl<sub>3</sub>); <sup>1</sup>H NMR (270 MHz, CDCl<sub>3</sub>): δ=4.25 (dq, *J*=1.3, 7.3 Hz, 2H; 1-OCH<sub>2</sub>CH<sub>3</sub>), 3.86 (d, *J*=5.3 Hz, 1H; 2-H), 3.08 (ddd, *J*=1.6, 5.3, 8.9 Hz, 1H; 3-H), 1.54–1.42 (complex m, 2H; 4-H<sub>2</sub>), 1.37–1.23 (complex m, 4H; 5-H<sub>2</sub>, 6-H<sub>2</sub>), 1.30 (t, *J*=7.3 Hz, 3H; 1-OCH<sub>2</sub>CH<sub>3</sub>), 0.88 ppm (t, *J*=7.0 Hz, 3H; 7-H<sub>3</sub>); <sup>13</sup>C NMR (67.5 MHz, CDCl<sub>3</sub>): δ=169.0, 67.9, 61.7, 53.1, 33.0, 28.1, 22.5, 14.1, 13.9 ppm; IR (NaCl): ν̄=2108 (N=N<sup>+</sup>=N<sup>-</sup>), 1739 (C=O, ester), 1466, 1265, 1194, 1028, 854 cm<sup>-1</sup>; HRMS (FAB, NBA matrix): *m/z* calcd for C<sub>9</sub>H<sub>19</sub>N<sub>4</sub>O<sub>2</sub> 215.1508 [*M*+H]<sup>+</sup>. **27**: *R*<sub>f</sub>=0.35 (hexane/EtOAc=2:1); [α]<sub>D</sub><sup>30</sup>=-23.5 (*c*=1.00, CHCl<sub>3</sub>); <sup>1</sup>H NMR (270 MHz, CDCl<sub>3</sub>): δ=4.23 (dq, *J*=3.3, 6.9 Hz, 2H; 1-OCH<sub>2</sub>CH<sub>3</sub>), 3.61 (d, *J*=4.6 Hz, 1H; 2-H), 3.52 (ddd, *J*=4.6, 7.6, 8.9 Hz, 1H; 3-H), 1.80–1.50 (complex m, 2H; 4-H<sub>2</sub>), 1.51–1.25 (complex m, 4H; 5-H<sub>2</sub>, 6-H<sub>2</sub>), 1.30 (t, *J*=6.9 Hz, 3H; 1-OCH<sub>2</sub>CH<sub>3</sub>), 0.92 ppm (t, *J*=6.9 Hz, 3H; 7-H<sub>3</sub>); <sup>13</sup>C NMR (67.5 MHz, CDCl<sub>3</sub>): δ=171.2, 64.0, 61.8, 57.4, 29.8, 28.3, 22.3, 14.1, 13.8 ppm; IR (NaCl): ν̄=3302 (br, -NH), 2106 (N=N<sup>+</sup>=N<sup>-</sup>), 1739 (C=O, ester), 1514, 1468, 1369, 1257, 1234, 1028, 861 cm<sup>-1</sup>; HRMS (FAB, NBA matrix): *m/z* calcd for C<sub>9</sub>H<sub>19</sub>N<sub>4</sub>O<sub>2</sub> 215.1508 [*M*+H]<sup>+</sup>; found: 215.1515 [*M*+H]<sup>+</sup>.

**(2R,3R,2'S)-(+)-Ethyl-2-azido-3-(2'-bromopropanamido)heptanate (58)**: Compound (*S*)-**10** (85.7 µL, 953 µmol), PyBOP (496 mg, 953 µmol), and DIPEA (204 µL, 1.19 mmol) were added to a solution of **26** (88.7 mg, 476 µmol) in CH<sub>2</sub>Cl<sub>2</sub> (4.80 mL) at RT under argon. After stirring for 80 min, a saturated aqueous solution of NH<sub>4</sub>Cl (3.0 mL) was added to the reaction solution. The organic layer was separated, then the aqueous layer was extracted with CH<sub>2</sub>Cl<sub>2</sub> (10 mL × 3). The combined organic extracts were dried over Na<sub>2</sub>SO<sub>4</sub>, filtered, and evaporated under reduced pressure. Purification by flash chromatography on silica gel (hexane/EtOAc=5:1) gave **58** as a yellow powder (156 mg, 94%). *R*<sub>f</sub>=0.44 (hexane/EtOAc=3:1); [α]<sub>D</sub><sup>30</sup>=+61.3 (*c*=1.00, CHCl<sub>3</sub>); <sup>1</sup>H NMR (270 MHz, CDCl<sub>3</sub>): δ=6.51 (d, *J*=8.3 Hz, 1H; 3-NH-CO-), 4.42 (q, *J*=7.3 Hz, 1H; 2'-H), 4.37 (m, 1H; 3-H), 4.30 (dq, *J*=1.0, 6.9 Hz, 2H; 1-OCH<sub>2</sub>CH<sub>3</sub>), 4.24 (d, *J*=4.0 Hz, 1H; 2-H), 1.90 (d, *J*=6.9 Hz, 3H; 3'-H<sub>3</sub>), 1.56–1.43 (complex m, 2H; 4-H<sub>2</sub>), 1.37–1.20 (complex m, 4H; 5-H<sub>2</sub>, 6-H<sub>2</sub>), 1.34 (t, *J*=7.3 Hz, 3H; 1-OCH<sub>2</sub>CH<sub>3</sub>), 0.88 ppm (3H; t, *J*=6.9, 7-H<sub>3</sub>); <sup>13</sup>C NMR (67.5 MHz, CDCl<sub>3</sub>): δ=169.3, 168.2, 64.4, 62.2, 50.8, 44.7, 29.6, 27.8, 22.9, 22.1, 14.1, 13.7 ppm; IR (NaCl): ν̄=3300 (br, -NH), 2112 (N=N<sup>+</sup>=N<sup>-</sup>), 1743 (C=O, ester), 1658 (C=O, amide), 1541, 1446, 1373, 1269, 1246, 1196, 1026 cm<sup>-1</sup>; HRMS (FAB, NBA matrix): *m/z* calcd for C<sub>12</sub>H<sub>22</sub>N<sub>4</sub>O<sub>5</sub>Br: 349.0875 [*M*+H]<sup>+</sup>; found: 349.0890 [*M*+H]<sup>+</sup>.

**(3R,5R,6R)-(+)-6-Butyl-5-ethoxycarbonyl-3-methyl-2-piperazinone (28)**: PPh<sub>3</sub> (308 mg, 1.17 mmol) and TEA (164 µL, 1.17 mmol) were added to a solution of **58** (129 mg, 369 µmol) in MeCN (7.37 mL) under argon at RT. After stirring for 1 h, H<sub>2</sub>O (730 µL) was added to the reaction solution, it was warmed to 60°C, and stirred for 1.5 h. Then the solution was cooled to RT and evaporated under reduced pressure to remove the solvent. Pu-

rification by flash chromatography on silica gel (CHCl<sub>3</sub>) gave **28** as a colorless oil (65.0 mg, 73%). *R*<sub>f</sub>=0.37 (CHCl<sub>3</sub>/MeOH=10:1); [α]<sub>D</sub><sup>30</sup>=+92.9 (*c*=0.50, CHCl<sub>3</sub>); <sup>1</sup>H NMR (400 MHz, 1% TFA in D<sub>2</sub>O): δ=4.22 (q, *J*=7.0 Hz, 2H; 5-CO-O-CH<sub>2</sub>CH<sub>3</sub>), 4.03 (d, *J*=4.2 Hz, 1H; 5-H), 3.72 (ddd, *J*=3.5, 4.2, 10.3 Hz, 1H; 6-H), 3.53 (q, *J*=6.9 Hz, 1H; 3-H), 1.56 (m, 1H; 6-CH<sub>2</sub>CH<sub>2</sub>CH<sub>2</sub>CH<sub>3</sub>), 1.36 (m, 1H; 6-CH<sub>2</sub>CH<sub>2</sub>CH<sub>2</sub>CH<sub>3</sub>), 1.31 (d, *J*=6.9 Hz, 3H; 3-CH<sub>3</sub>), 1.31–1.21 (complex m, 4H; 6-CH<sub>2</sub>CH<sub>2</sub>CH<sub>2</sub>CH<sub>3</sub>), 1.25 (t, *J*=7.0 Hz, 3H; 5-CO-O-CH<sub>2</sub>CH<sub>3</sub>), 0.83 ppm (t, *J*=7.0 Hz, 3H; 6-CH<sub>2</sub>CH<sub>2</sub>CH<sub>2</sub>CH<sub>3</sub>); <sup>13</sup>C NMR (100 MHz, D<sub>2</sub>O with TFA): δ=175.1 (C-2), 171.5 (1C, 5-CO-O-CH<sub>2</sub>CH<sub>3</sub>), 62.7 (1C, 5-CO-O-CH<sub>2</sub>CH<sub>3</sub>), 57.6 (C-5), 52.7 (C-3), 52.6 (C-6), 30.9 (1C, 6-CH<sub>2</sub>CH<sub>2</sub>CH<sub>2</sub>CH<sub>3</sub>), 27.3 (1C, 6-CH<sub>2</sub>CH<sub>2</sub>CH<sub>2</sub>CH<sub>3</sub>), 21.9 (1C, 6-CH<sub>2</sub>CH<sub>2</sub>CH<sub>2</sub>CH<sub>3</sub>), 16.9 (1C, 3-CH<sub>3</sub>), 13.4 (1C, 5-CO-O-CH<sub>2</sub>CH<sub>3</sub>), 13.2 ppm (1C, 6-CH<sub>2</sub>CH<sub>2</sub>CH<sub>2</sub>CH<sub>3</sub>); IR (NaCl): ν̄=3330 (br, -NH), 3207 (br, -NH), 1739 (C=O, ester), 1668 (C=O, amide), 1468, 1371, 1329, 1217, 1176, 1041, 1020, 856, 771, 719 cm<sup>-1</sup>; HRMS (FAB, NBA matrix): *m/z* calcd for C<sub>12</sub>H<sub>23</sub>N<sub>2</sub>O<sub>3</sub>: 243.1709 [*M*+H]<sup>+</sup>; found: 243.1707 [*M*+H]<sup>+</sup>.

**(3R,5R,6R)-(+)-4-tert-Butoxycarbonyl-6-butyl-5-ethoxycarbonyl-3-methyl-2-piperazinone (29)**: Di-tert-butyl dicarbonate (385 mg, 1.76 mmol) was added to a solution of **28** (85.3 mg, 352 µmol) in EtOAc (3.50 mL) at RT under argon. After stirring for 20 min at 80°C, the reaction solution was cooled to RT. Then brine (2.0 mL) was added to the reaction mixture, the organic layer was then separated, and the aqueous layer was extracted with CHCl<sub>3</sub> (10 mL × 2). The combined organic extracts were dried over Na<sub>2</sub>SO<sub>4</sub>, filtered, and evaporated under reduced pressure. Purification by flash chromatography on silica gel (hexane/EtOAc=2:1) gave **29** as a yellow powder (88.5 mg, 73%). *R*<sub>f</sub>=0.35 (hexane/EtOAc=1:1); [α]<sub>D</sub><sup>30</sup>=+13.7 (*c*=1.00, CHCl<sub>3</sub>); <sup>1</sup>H NMR (270 MHz, CDCl<sub>3</sub>): as two rotamers. δ=5.73 (brs, 1H; 1-H), 5.04 (brd, *J*=3.3 Hz, 2/3H; 5-H), 4.78 (brs, 1/3H; 5-H), 4.42 (q, *J*=6.6 Hz, 1H; 3-H), 4.20 (q, *J*=7.3 Hz, 4/3H; 5-CO-O-CH<sub>2</sub>CH<sub>3</sub>), 4.19 (q, *J*=7.3 Hz, 2/3H; 5-CO-O-CH<sub>2</sub>CH<sub>3</sub>), 3.66 (m, 1H; 6-H), 1.75–1.49 (complex m, 2H; 6-CH<sub>2</sub>CH<sub>2</sub>CH<sub>2</sub>CH<sub>3</sub>), 1.59 (brd, *J*=6.6 Hz, 3H; 3-CH<sub>3</sub>), 1.49 (s, 9H; 4-CO-OC(CH<sub>3</sub>)<sub>3</sub>), 1.46–1.36 (complex m, 4H; 6-CH<sub>2</sub>CH<sub>2</sub>CH<sub>2</sub>CH<sub>3</sub>), 1.28 (t, *J*=7.3 Hz, 3H; 5-CO-O-CH<sub>2</sub>CH<sub>3</sub>), 0.92 ppm (t, *J*=6.6 Hz, 3H; 6-CH<sub>2</sub>CH<sub>2</sub>CH<sub>2</sub>CH<sub>3</sub>); <sup>13</sup>C NMR (67.5 MHz, CDCl<sub>3</sub>): δ=171.1, 168.8, 154.0, 81.3, 61.0, 54.0, 52.4, 31.4, 28.2 (3C), 27.5, 22.3, 18.2, 14.0, 13.7 ppm; IR (NaCl): ν̄=3203 (br, -NH), 3087 (br, -NH), 1747 (C=O, ester), 1695 (C=O, urethane), 1682 (C=O, amide), 1456, 1369, 1327, 1257, 1186, 1169, 1130, 1028, 935, 816, 769 cm<sup>-1</sup>; HRMS (FAB, NBA matrix): *m/z* calcd for C<sub>17</sub>H<sub>31</sub>N<sub>2</sub>O<sub>5</sub>: 343.2233 [*M*+H]<sup>+</sup>; found: 343.2232 [*M*+H]<sup>+</sup>.

**(3R,5R,6R)-(+)-4-tert-Butoxycarbonyl-6-butyl-5-(O<sup>1</sup>-tert-butyl-L-valinyl-L-analy)-carbonyl-3-methyl-2-piperazinone (30)**: Lithium hydroxide (10.5 mg, 438 µmol) was added to a solution of **29** (15.0 mg, 43.8 µmol) in MeOH/THF/H<sub>2</sub>O (2:2:1) (880 µL) at RT. After stirring for 85 min, a saturated aqueous solution of NH<sub>4</sub>Cl (1.0 mL) was added to the reaction mixture, which was then extracted with CHCl<sub>3</sub> (5.0 mL × 3). The combined organic extracts were dried over Na<sub>2</sub>SO<sub>4</sub>, filtered, and evaporated under reduced pressure. The crude product was used in the next reaction without further purification. The residue was dissolved in CH<sub>2</sub>Cl<sub>2</sub> (880 µL) and then **19** (12.8 mg, 52.6 µmol), DIPEA (11.2 µL, 65.7 µmol), and PyBOP (27.4 mg, 52.6 µmol) were added at RT under Ar. After stirring for 1 h, the reaction solution was quenched with a saturated aqueous solution of NH<sub>4</sub>Cl (1.0 mL), the organic layer was separated, and the aqueous layer was extracted with CHCl<sub>3</sub> (10 mL × 2). The combined organic extracts were dried over Na<sub>2</sub>SO<sub>4</sub>, filtered, and evaporated under reduced pressure. Purification by flash chromatography on silica gel (CHCl<sub>3</sub>/MeOH=50:1) gave **30** as a colorless oil (15.9 mg, 67% in 2 steps). *R*<sub>f</sub>=0.47 (silica gel, CHCl<sub>3</sub>/MeOH=10:1); [α]<sub>D</sub><sup>24</sup>=+29.1 (*c*=1.00, CHCl<sub>3</sub>); <sup>1</sup>H NMR (270 MHz, CDCl<sub>3</sub>): δ=6.96 (d, *J*=7.3 Hz, 1H; 2'-NH), 6.50 (d, *J*=8.9 Hz, 1H; 2''-NH), 6.14 (s, 1H; 1-H), 4.69 (d, *J*=3.6 Hz, 1H; 5-H), 4.48 (q, *J*=7.3 Hz, 1H; 3-H), 4.46–4.38 (m, 1H; 2'-H), 4.41 (dd, *J*=4.6, 8.9 Hz, 1H; 2''-H), 3.62 (ddd, *J*=3.6, 6.9, 6.9 Hz, 1H; 6-H), 2.13 (ddq, *J*=4.6, 6.6, 6.6 Hz, 1H; 3''-H), 1.82–1.65 (complex m, 2H; 6-CH<sub>2</sub>CH<sub>2</sub>CH<sub>2</sub>CH<sub>3</sub>), 1.50–1.24 (complex m, 4H; 6-CH<sub>2</sub>CH<sub>2</sub>CH<sub>2</sub>CH<sub>3</sub>), 1.50 (s, 9H; 4-CO-OC(CH<sub>3</sub>)<sub>3</sub>), 1.45 (s, 9H; 1''-OCH(CH<sub>3</sub>)<sub>3</sub>), 1.44 (d, *J*=6.9 Hz, 3H; 3-CH<sub>3</sub>), 1.36 (d, *J*=6.9 Hz, 3H; 3'-H<sub>3</sub>), 0.90 (t, *J*=7.0 Hz, 3H; 6-CH<sub>2</sub>CH<sub>2</sub>CH<sub>2</sub>CH<sub>3</sub>), 0.87, 0.84 ppm (d, *J*=6.6 Hz, each 3H; 3''-(CH<sub>3</sub>)<sub>2</sub>); <sup>13</sup>C NMR (67.5 MHz, CDCl<sub>3</sub>): δ=171.4, 170.8, 170.2, 168.1,

154.4, 82.0, 81.9, 57.3, 53.5, 53.2, 52.4, 48.6, 31.2, 31.1, 28.3, 28.0, 27.9, 22.4, 18.9, 17.4, 18.6, 18.1, 13.8 ppm; IR (NaCl):  $\tilde{\nu}$  = 3315 (br, -NH), 1734 (C=O, ester), 1672 (C=O, amide, urethane), 1535, 1458, 1369, 1331, 1255, 1165, 1132, 1018, 849, 756 cm<sup>-1</sup>; HRMS (FAB, NBA matrix):  $m/z$  calcd for C<sub>27</sub>H<sub>48</sub>N<sub>4</sub>O<sub>7</sub>Na: 563.3421 [M+Na]<sup>+</sup>; found: 563.3420 [M+Na]<sup>+</sup>.

**(3R,5R,6R)-(+)-6-Butyl-5-(L-valinyl-L-alanyl)carbonyl-3-methyl-2-piperazinone (8):** After dissolving **30** (15.9 mg, 29.4 μmol) in a solution of TFA/H<sub>2</sub>O (3:1) (980 μL), the reaction solution was stirred for 2.5 h at RT. The solution was diluted with H<sub>2</sub>O (1.0 mL) and evaporated under reduced pressure. Purification by flash chromatography on silica gel (CHCl<sub>3</sub>/MeOH=10:1) gave **8** as a white powder (14.4 mg, 98%).  $R_f$  = 0.14 (silica gel, CHCl<sub>3</sub>/MeOH=10:1); m.p. 129–131 °C;  $[\alpha]_D^{25}$  = +19.8 (c = 1.00, MeOH); <sup>1</sup>H NMR (400 MHz, 1% TFA in D<sub>2</sub>O):  $\delta$  = 4.53 (d,  $J$  = 4.5 Hz, 1H; 5-H), 4.35 (q,  $J$  = 7.2 Hz, 1H; 2'-H), 4.16 (d,  $J$  = 6.0 Hz, 1H; 2''-H), 4.10 (q,  $J$  = 7.0 Hz, 1H; 3-H), 3.93 (ddd,  $J$  = 3.2, 4.2, 10.5 Hz, 1H; 6-H), 2.10 (dq,  $J$  = 6.0, 6.6 Hz, 1H; 3'-H), 1.52 (m, 1H; 6-CH<sub>2</sub>CH<sub>2</sub>CH<sub>2</sub>CH<sub>3</sub>), 1.50 (d,  $J$  = 7.0 Hz, 3H; 3-CH<sub>3</sub>), 1.45–1.35 (complex m, 3H; 6-CH<sub>2</sub>CH<sub>2</sub>CH<sub>2</sub>CH<sub>3</sub>), 1.32 (d,  $J$  = 7.2 Hz, 3H; 3'-H<sub>3</sub>), 1.30–1.17 (complex m, 2H; 6-CH<sub>2</sub>CH<sub>2</sub>CH<sub>2</sub>CH<sub>3</sub>), 0.88 (d,  $J$  = 6.6 Hz, 6H; 3''-(CH<sub>3</sub>)<sub>2</sub>), 0.78 ppm (t,  $J$  = 6.6 Hz, 3H; 6-CH<sub>2</sub>CH<sub>2</sub>CH<sub>2</sub>CH<sub>3</sub>); <sup>13</sup>C NMR (100 MHz, 1% TFA in D<sub>2</sub>O), reference 0–200 ppm,  $\delta$  = 177.7 (C-1''), 177.3 (C-1'), 170.7 (C-2), 167.7 (5-CO-NH-), 61.2 (C-2''), 59.7 (C-5), 54.8 (C-3), 53.0 (C-6), 52.3 (C-2'), 33.0 (1C, 6-CH<sub>2</sub>CH<sub>2</sub>CH<sub>2</sub>CH<sub>3</sub>), 32.4 (C-3'), 29.5 (1C, 6-CH<sub>2</sub>CH<sub>2</sub>CH<sub>2</sub>CH<sub>3</sub>), 24.0 (1C, 6-CH<sub>2</sub>CH<sub>2</sub>CH<sub>2</sub>CH<sub>3</sub>), 20.9, 20.0 (each 1C, 3''-(CH<sub>3</sub>)<sub>2</sub>), 19.3 (C-3'), 16.4 (1C, 3-CH<sub>3</sub>), 15.5 ppm (1C, 6-CH<sub>2</sub>CH<sub>2</sub>CH<sub>2</sub>CH<sub>3</sub>); IR (KBr):  $\tilde{\nu}$  = 3410 (C=O, -NH), 3278 (C=O, -NH), 1670 (C=O, amide), 1547, 1431, 1394, 1201, 1142, 723 cm<sup>-1</sup>; HRMS (FAB, NBA matrix):  $m/z$  calcd for C<sub>18</sub>H<sub>33</sub>N<sub>4</sub>O<sub>5</sub>: 385.2451 [M+H]<sup>+</sup>; found: 385.2459 [M+H]<sup>+</sup>.

**(3R,5R,6R)-(-)-4-tert-Butoxycarbonyl-6-butyl-5-(O<sup>1</sup>-tert-butyl-D-valinyl-D-alanyl)-carbonyl-3-methyl-2-piperazinone (59):** According to the procedure of the compound **30**, compound **59** (86.0 mg, 74% in 2 steps) was obtained from **29** as a colorless oil (73.5 mg, 215 μmol).  $R_f$  = 0.47 (silica gel, CHCl<sub>3</sub>/MeOH=10:1);  $[\alpha]_D^{22}$  = +69.4 (c = 1.00, CHCl<sub>3</sub>); <sup>1</sup>H NMR (270 MHz, CDCl<sub>3</sub>):  $\delta$  = 6.88 (d,  $J$  = 6.6 Hz, 1H; 2'-NH), 6.68 (d,  $J$  = 7.9 Hz, 1H; 2''-NH), 6.08 (brs, 1H; 1-H), 4.66 (brs, 1H; 5-H), 4.49–4.39 (complex m, 2H; 3-H, 2'-H), 4.41 (dd,  $J$  = 4.3, 7.9 Hz, 1H; 2''-H), 3.61 (dt,  $J$  = 4.3, 7.3 Hz, 1H; 6-H), 2.15 (dq,  $J$  = 4.3, 6.9 Hz, 1H; 3'-H), 1.81–1.69 (complex m, 2H; 6-CH<sub>2</sub>CH<sub>2</sub>CH<sub>2</sub>CH<sub>3</sub>), 1.50–1.22 (complex m, 4H; 6-CH<sub>2</sub>CH<sub>2</sub>CH<sub>2</sub>CH<sub>3</sub>), 1.50 (s, 9H; 4-CO-OC(CH<sub>3</sub>)<sub>3</sub>), 1.47–1.45 (complex m, 3H; 3-CH<sub>3</sub>), 1.45 (s, 9H; 1''-OC(CH<sub>3</sub>)<sub>3</sub>), 1.31 (d,  $J$  = 6.9 Hz, 3H; 3'-H<sub>3</sub>), 0.89 (d,  $J$  = 6.9 Hz, 3H; 6-CH<sub>2</sub>CH<sub>2</sub>CH<sub>2</sub>CH<sub>3</sub>), 0.89 ppm (d,  $J$  = 6.9 Hz, 3H; 3''-(CH<sub>3</sub>)<sub>2</sub>); <sup>13</sup>C NMR (67.5 MHz, CDCl<sub>3</sub>):  $\delta$  = 171.6 (C-2), 170.8 (C-1'), 170.0 (C-1''), 168.3 (1C, 5-CO-NH-), 154.7 (1C, 4-CO-OC(CH<sub>3</sub>)<sub>3</sub>), 81.9 (1''-OC(CH<sub>3</sub>)<sub>3</sub>), 81.8 (1C, 4-CO-OC(CH<sub>3</sub>)<sub>3</sub>), 57.3 (C-2''), 53.5 (C-5), 52.3 (C-3), 52.3 (C-6), 48.4 (C-2), 31.2 (C-3'), 31.0 (1C, 6-CH<sub>2</sub>CH<sub>2</sub>CH<sub>2</sub>CH<sub>3</sub>), 28.2 (1C, 4-CO-OC(CH<sub>3</sub>)<sub>3</sub>), 28.0 (1C, 6-CH<sub>2</sub>CH<sub>2</sub>CH<sub>2</sub>CH<sub>3</sub>), 27.9 (1''-OC(CH<sub>3</sub>)<sub>3</sub>), 22.3 (1C, 6-CH<sub>2</sub>CH<sub>2</sub>CH<sub>2</sub>CH<sub>3</sub>), 18.9, 17.4 (each 1C, 3''-(CH<sub>3</sub>)<sub>2</sub>), 18.0 (1C, 3-CH<sub>3</sub>), 18.0 (C-3'), 13.8 ppm (1C, 6-CH<sub>2</sub>CH<sub>2</sub>CH<sub>2</sub>CH<sub>3</sub>); IR (KBr):  $\tilde{\nu}$  = 3300 (br, -NH), 1728 (C=O, ester), 1689 (C=O, amide), 1531, 1456, 1371, 1331, 1159, 1132, 1070, 849, 756 cm<sup>-1</sup>; HRMS (FAB, NBA + NaI matrix):  $m/z$  calcd for C<sub>27</sub>H<sub>40</sub>N<sub>4</sub>O<sub>7</sub>: 541.3601 [M+Na]<sup>+</sup>; found: 541.33597 [M+H]<sup>+</sup>.

**(3R,5R,6R)-(+)-6-Butyl-5-(D-valinyl-D-alanyl)carbonyl-3-methyl-2-piperazinone (31):** According to the procedure for **8**, compound **31** (43.0 mg, 93%) was obtained from **59** as a TFA salt (50.1 mg, 45.0 μmol).  $R_f$  = 0.14 (silica gel, CHCl<sub>3</sub>/MeOH=10:1);  $[\alpha]_D^{23}$  = +70.9 (c = 1.00, MeOH); <sup>1</sup>H NMR (400 MHz, 1% TFA in D<sub>2</sub>O):  $\delta$  = 4.49 (d,  $J$  = 4.5 Hz, 1H; 5-H), 4.40 (q,  $J$  = 7.2 Hz, 1H; 2'-H), 4.14 (d,  $J$  = 5.8 Hz, 1H; 2''-H), 4.09 (q,  $J$  = 7.2 Hz, 1H; 3-H), 3.89 (ddd,  $J$  = 3.9, 4.5, 11.2 Hz, 1H; 6-H), 2.09 (dq,  $J$  = 5.8, 7.0 Hz, 1H; 3'-H), 1.52–1.33 (complex m, 2H; 6-CH<sub>2</sub>CH<sub>2</sub>CH<sub>2</sub>CH<sub>3</sub>), 1.49 (d,  $J$  = 7.2 Hz, 3H; 3-CH<sub>3</sub>), 1.33–1.10 (complex m, 4H; 6-CH<sub>2</sub>CH<sub>2</sub>CH<sub>2</sub>CH<sub>3</sub>), 1.30 (d,  $J$  = 7.2 Hz, 3H; 3'-H<sub>3</sub>), 0.86 (d,  $J$  = 7.0 Hz, 6H; 3''-(CH<sub>3</sub>)<sub>2</sub>), 0.76 ppm (t,  $J$  = 7.0 Hz, 3H; 6-CH<sub>2</sub>CH<sub>2</sub>CH<sub>2</sub>CH<sub>3</sub>); <sup>13</sup>C NMR (100 MHz, 1% TFA in D<sub>2</sub>O), reference 0–200 ppm  $\delta$  = 177.6 (C-1''), 176.7 (C-1'), 170.6 (C-2), 167.5 (5-CO-NH-), 61.0 (C-2''), 59.7 (C-5), 54.8 (C-3), 53.3 (C-6), 52.0 (C-2'), 32.9 (1C, 6-CH<sub>2</sub>CH<sub>2</sub>CH<sub>2</sub>CH<sub>3</sub>), 32.5 (C-3''), 29.6 (1C, 6-CH<sub>2</sub>CH<sub>2</sub>CH<sub>2</sub>CH<sub>3</sub>), 24.2 (1C, 6-CH<sub>2</sub>CH<sub>2</sub>CH<sub>2</sub>CH<sub>3</sub>), 21.0, 19.9 (each

1C, 3''-(CH<sub>3</sub>)<sub>2</sub>), 19.2 (C-3'), 16.5 (1C, 3-CH<sub>3</sub>), 15.6 ppm (1C, 6-CH<sub>2</sub>CH<sub>2</sub>CH<sub>2</sub>CH<sub>3</sub>); IR (KBr):  $\tilde{\nu}$  = 3431 (br, -NH), 3286 (br, -NH), 1668 (C=O, amide), 1552, 1431, 1385, 1203, 1144, 800, 723 cm<sup>-1</sup>; HRMS (FAB, NBA matrix):  $m/z$  calcd for C<sub>18</sub>H<sub>33</sub>N<sub>4</sub>O<sub>5</sub>: 385.2451 [M+H]<sup>+</sup>; found: 385.2442 [M+H]<sup>+</sup>.

**(R)-(-)-1-Benzyloxy-2,5-pentanediol (60):** BH<sub>3</sub>·Me<sub>2</sub>S complex (5.16 mL, 48.8 mmol) was slowly added to a solution of **35** (4.70 g, 24.4 mmol) in THF (122 mL) at 0 °C under argon. After stirring for 80 min, the reaction mixture was quenched with 4.0 N aqueous NaOH (65 mL) and 30% aqueous H<sub>2</sub>O<sub>2</sub> (65 mL) at 0 °C, then the mixture was warmed up to RT, and stirred for 2 h. The resulting mixture was extracted with EtOAc (200 mL × 3), the combined organic layers were washed with brine (100 mL), dried over Na<sub>2</sub>SO<sub>4</sub>, filtered, and concentrated under reduced pressure. Flash chromatography on silica gel (CHCl<sub>3</sub>/MeOH=100:1) gave **60** as a colorless oil (4.50 g, 87%).  $R_f$  = 0.20 (silica gel, CHCl<sub>3</sub>/MeOH=10:1);  $[\alpha]_D^{20}$  = -2.84 (c = 1.00, CHCl<sub>3</sub>); <sup>1</sup>H NMR (270 MHz, CDCl<sub>3</sub>):  $\delta$  = 7.40–7.26 (complex m, 5H; 1-O-CH<sub>2</sub>-Ph), 4.56 (s, 2H; 1-O-CH<sub>2</sub>-Ph), 3.87 (ddd,  $J$  = 1.1, 3.3, 7.9 Hz, 1H; 2-H), 3.51 (dd,  $J$  = 3.3, 9.2 Hz, 1H; 1-H<sub>2</sub>), 3.66 (dt,  $J$  = 3.9, 5.9 Hz, 2H; 5-H<sub>2</sub>), 3.36 (dd,  $J$  = 7.9, 9.2 Hz, 1H; 1-H<sub>2</sub>), 2.06 (brs, 2H; 2-OH, 5-OH), 1.77–1.64 (complex m, 2H; 3-H<sub>2</sub>), 1.62–1.43 ppm (complex m, 2H; 4-H<sub>2</sub>); <sup>13</sup>C NMR (67.5 MHz, CDCl<sub>3</sub>):  $\delta$  = 138.7, 129.2 (2C), 128.6 (2C), 128.5, 74.9, 73.7, 70.7, 63.0, 30.3, 29.1 ppm; IR (NaCl):  $\tilde{\nu}$  = 3365 (OH), 1454, 1093, 1059, 739, 698 cm<sup>-1</sup>; HRMS (FAB, NBA matrix):  $m/z$  calcd for C<sub>12</sub>H<sub>18</sub>O<sub>3</sub>: 211.1334 [M+H]<sup>+</sup>; found: 211.1342 [M+H]<sup>+</sup>.

**(R)-(+)-1-Benzyloxy-2,5-di-(tert-butyl)dimethylsiloxy-pentane (61):** Imidazole (6.66 g, 113 mmol) and TBSCl (11.1 g, 73.3 mmol) were added to a solution of **60** (5.14 g, 24.4 mmol) in DMF (48.9 mL) at RT under argon. After stirring for 2 h at RT, the reaction solution was diluted with hexane/EtOAc (2/1) (800 mL), and the solution was washed with H<sub>2</sub>O (600 mL × 6), dried over Na<sub>2</sub>SO<sub>4</sub>, filtered, and evaporated under reduced pressure. Purification by flash chromatography on silica gel (hexane/EtOAc=15:1) gave **61** as a colorless oil (9.16 g, 95%).  $R_f$  = 0.76 (silica gel, hexane/EtOAc=2:1);  $[\alpha]_D^{26}$  = +9.40 (c = 1.00, CHCl<sub>3</sub>); <sup>1</sup>H NMR (270 MHz, CDCl<sub>3</sub>):  $\delta$  = 7.36–7.23 (complex m, 5H; 1-O-CH<sub>2</sub>-Ph), 4.52 (s, 2H; 1-O-CH<sub>2</sub>-Ph), 3.84 (m, 1H; 2-H), 3.63–3.57 (complex m, 2H; 5-H<sub>2</sub>), 3.41 (dd,  $J$  = 5.6, 9.6 Hz, 1H; 1-H<sub>2</sub>), 3.36 (dd,  $J$  = 5.3, 9.6 Hz, 1H; 1-H<sub>2</sub>), 1.65–1.40 (complex m, 4H; 3-H<sub>2</sub>, 4-H<sub>2</sub>), 0.89 (s, 9H; 2-OSi[CH<sub>3</sub>]<sub>2</sub>C(CH<sub>3</sub>)<sub>3</sub>), 0.87 (s, 9H; 5-OSi[CH<sub>3</sub>]<sub>2</sub>C(CH<sub>3</sub>)<sub>3</sub>), 0.05 (s, 3H; 2-OSi[CH<sub>3</sub>]<sub>2</sub>C(CH<sub>3</sub>)<sub>3</sub>), 0.04 (s, 6H; 5-OSi[CH<sub>3</sub>]<sub>2</sub>C(CH<sub>3</sub>)<sub>3</sub>), 0.04 ppm (s, 3H; 2-OSi[CH<sub>3</sub>]<sub>2</sub>C(CH<sub>3</sub>)<sub>3</sub>); <sup>13</sup>C NMR (67.5 MHz, CDCl<sub>3</sub>):  $\delta$  = 138.4, 128.2 (2C), 127.5 (2C), 127.4, 74.7, 73.2, 71.3, 63.3, 31.0, 28.6, 26.0 (3C), 25.9 (3C), 18.3 (2C), -4.38, -4.78, -5.28 ppm (2C); IR (NaCl):  $\tilde{\nu}$  = 1471, 1255, 1099, 1051, 835, 775 cm<sup>-1</sup>; HRMS (FAB, NBA matrix):  $m/z$  calcd for C<sub>24</sub>H<sub>47</sub>O<sub>3</sub>Si<sub>2</sub>: 439.3064 [M+H]<sup>+</sup>; found: 439.3063 [M+H]<sup>+</sup>.

**(R)-(-)-2,5-Di-(tert-butyl)dimethylsiloxy-pentanol (62):** 20 wt % Pd(OH)<sub>2</sub>/C (791 mg, 1.12 mmol) was added to a solution of **61** (5.10 g, 11.2 mmol) in EtOH (112.6 mL) at RT. After stirring for 20 min under H<sub>2</sub>, the reaction solution was filtered through a Celite pad to remove the Pd(OH)<sub>2</sub> catalyst, then the pad was washed with EtOAc. The filtrate was washed with a saturated aqueous solution of NaHCO<sub>3</sub> (50 mL), dried over Na<sub>2</sub>SO<sub>4</sub>, filtered, and evaporated to remove the solvent. Purification by flash chromatography on silica gel (hexane/EtOAc=7:1) gave **62** as a colorless oil (3.77 g, 96%).  $R_f$  = 0.43 (silica gel, hexane/EtOAc=4:1);  $[\alpha]_D^{26}$  = -13.3 (c = 2.00, CHCl<sub>3</sub>); <sup>1</sup>H NMR (270 MHz, CDCl<sub>3</sub>):  $\delta$  = 3.75 (m, 1H; 2-H), 3.62–3.50 (complex m, 2H; 5-H<sub>2</sub>), 3.53 (dd,  $J$  = 5.0, 11.2 Hz, 1H; 1-H<sub>2</sub>), 3.44 (dd,  $J$  = 5.6, 11.2 Hz, 1H; 1-H<sub>2</sub>), 1.60–1.42 (complex m, 4H; 3-H<sub>2</sub>, 4-H<sub>2</sub>), 0.89 (s, 9H; 2-OSi[CH<sub>3</sub>]<sub>2</sub>C(CH<sub>3</sub>)<sub>3</sub>), 0.88 (s, 9H; 5-OSi[CH<sub>3</sub>]<sub>2</sub>C(CH<sub>3</sub>)<sub>3</sub>), 0.07 (s, 6H; 5-OSi[CH<sub>3</sub>]<sub>2</sub>C(CH<sub>3</sub>)<sub>3</sub>), 0.03 ppm (s, 6H; 5-OSi[CH<sub>3</sub>]<sub>2</sub>C(CH<sub>3</sub>)<sub>3</sub>); <sup>13</sup>C NMR (67.5 MHz, CDCl<sub>3</sub>):  $\delta$  = 72.7, 66.2, 63.1, 30.3, 28.5, 25.9 (3C), 25.8 (3C), 18.3, 18.0, -4.5, -4.6, -5.4 ppm (2C); IR (NaCl):  $\tilde{\nu}$  = 3435 (-OH), 1473, 1464, 1255, 1099, 1049, 837, 775 cm<sup>-1</sup>; HRMS (FAB, NBA matrix):  $m/z$  calcd for C<sub>17</sub>H<sub>41</sub>O<sub>3</sub>Si<sub>2</sub>: 349.2594 [M+H]<sup>+</sup>; found: 349.2583 [M+H]<sup>+</sup>.

**(3S,4R)-4,7-Di-(tert-butyl)dimethylsiloxy-hept-1-ene-3-ol (37):** Oxalyl chloride (4.75 mL, 43.6 mmol) was slowly added to a solution of DMSO (7.73 mL, 109 mmol) in CH<sub>2</sub>Cl<sub>2</sub> (160 mL) at -78 °C under argon. The solution was stirred for 30 min, then **62** (7.60 g, 21.8 mmol) in CH<sub>2</sub>Cl<sub>2</sub>

(48.0 mL) was added dropwise at  $-78^{\circ}\text{C}$ . After stirring for 30 min, TEA (18.2 mL, 131 mmol) was added to the solution at  $-78^{\circ}\text{C}$ , then it was warmed to  $0^{\circ}\text{C}$ . The mixture was stirred for 15 min, and quenched with a saturated aqueous solution of  $\text{NH}_4\text{Cl}$  (60 mL). Then the two layers were separated and the aqueous layer was extracted with hexane/EtOAc (3:1) (60 mL  $\times$  2). The combined organic extracts were washed with a saturated aqueous solution of  $\text{NH}_4\text{Cl}$  (60 mL), a saturated aqueous solution of  $\text{NaHCO}_3$  (60 mL),  $\text{H}_2\text{O}$  (60 mL), and brine (60 mL), dried over  $\text{Na}_2\text{SO}_4$ , filtered, and evaporated under reduced pressure to give **36**, which was used in the next reaction without further purification. A 1.0 M solution of vinylmagnesium bromide in THF (65.4 mL, 65.4 mmol) was added to a solution of **36** ( $\approx$ 21.8 mmol) in  $\text{Et}_2\text{O}$  (218 mL) at  $-78^{\circ}\text{C}$  under argon. After stirring for 35 min, the reaction mixture was poured through a funnel into a stirred solution of saturated aqueous  $\text{NaHCO}_3$ /hexane (1:1) (200 mL), then the two layers mixture were separated, the organic layer was washed with a saturated aqueous solution of  $\text{NH}_4\text{Cl}$  (60 mL), a saturated aqueous solution of  $\text{NaHCO}_3$  (60 mL),  $\text{H}_2\text{O}$  (60 mL), and brine (60 mL), dried over  $\text{Na}_2\text{SO}_4$ , filtered, and evaporated under reduced pressure. Flash chromatography on silica gel (hexane/EtOAc = 10:1) afforded **37** and the C3-epimer of **37** (5:1) as an inseparable mixture (6.84 g, 84% for 2 steps).  $R_f$  = 0.53 (silica gel, hexane/EtOAc = 4:1);  $^1\text{H}$  NMR (270 MHz,  $\text{CDCl}_3$ ), major isomer is indicated.  $\delta$  = 5.85 (ddd,  $J$  = 6.3, 10.6, 16.8 Hz, 1H; 2-H), 5.30 (ddd,  $J$  = 1.7, 1.7, 16.8 Hz, 1H; 1-H<sub>2</sub>), 5.19 (ddd,  $J$  = 1.7, 1.7, 10.6 Hz, 1H; 1-H<sub>2</sub>), 4.11 (m, 1H; 3-H), 3.72 (m, 1H; 4-H), 3.65–3.55 (complex m, 2H; 7-H<sub>2</sub>), 1.73–1.41 (complex m, 4H; 5-H<sub>2</sub>, 6-H<sub>2</sub>), 0.91 (s, 6H; 4-OSi[CH<sub>3</sub>]<sub>2</sub>C(CH<sub>3</sub>)<sub>3</sub>), 0.90 (s, 3H; 4-OSi[CH<sub>3</sub>]<sub>2</sub>C(CH<sub>3</sub>)<sub>3</sub>), 0.89 (s, 9H; 7-OSi[CH<sub>3</sub>]<sub>2</sub>C(CH<sub>3</sub>)<sub>3</sub>), 0.10 (s, 3H; 4-OSi[CH<sub>3</sub>]<sub>2</sub>C(CH<sub>3</sub>)<sub>3</sub>), 0.09 (s, 3H; 4-OSi[CH<sub>3</sub>]<sub>2</sub>C(CH<sub>3</sub>)<sub>3</sub>), 0.04 ppm (s, 6H; 7-OSi[CH<sub>3</sub>]<sub>2</sub>C(CH<sub>3</sub>)<sub>3</sub>);  $^{13}\text{C}$  NMR (67.5 MHz,  $\text{CDCl}_3$ ), major isomer is indicated.  $\delta$  = 136.6, 116.4, 75.8, 75.2, 63.2, 28.8, 28.1, 26.0 (3C), 25.9 (3C), 18.3, 18.1,  $-4.4$  (2C),  $-5.3$  ppm (2C); IR (NaCl):  $\tilde{\nu}$  = 3467 (OH), 1471, 1464, 1255, 1099, 837, 775  $\text{cm}^{-1}$ ; HRMS (FAB, NBA + NaI matrix):  $m/z$  calcd for  $\text{C}_{19}\text{H}_{42}\text{O}_3\text{Si}_2\text{Na}$ : 397.2570 [ $M$ +Na]; found: 397.2582 [ $M$ +Na] $^{+}$ .

**(3S,4R)-Hept-1-ene-3,4,7-triol (63)**: The 5:1 mixture of **37** was dissolved in a 4 N solution of HCl in dioxane (36.8 mL) and stirred for 20 min at RT. Then the reaction mixture was concentrated under reduced pressure. Flash chromatography on silica gel ( $\text{CHCl}_3/\text{MeOH}$  = 20:1) gave **63** as an inseparable mixture of diastereomers (1.61 g, 94%).  $R_f$  = 0.13 (silica gel,  $\text{CHCl}_3/\text{MeOH}$  = 8:1);  $^1\text{H}$  NMR (270 MHz,  $\text{CDCl}_3$ ), major isomer is reported  $\delta$  = 5.93 (ddd,  $J$  = 6.6, 10.6, 17.2 Hz, 1H; 2-H), 5.35 (ddd,  $J$  = 1.3, 1.3, 17.2 Hz, 1H; 1-H<sub>2</sub>), 5.28 (ddd,  $J$  = 1.3, 1.3, 10.6 Hz, 1H; 1-H<sub>2</sub>), 4.12 (ddd,  $J$  = 1.3, 4.0, 6.6 Hz, 1H; 3-H), 3.79–3.61 (complex m, 3H; 4-H, 7-H<sub>2</sub>), 1.96 (brs, 3H; 3-OH, 4-OH, 7-OH), 1.80–1.69 (complex m, 2H; 5-H<sub>2</sub>), 1.65 (m, 1H; 7-H<sub>2</sub>), 1.47 ppm (m, 1H; 7-H<sub>2</sub>);  $^{13}\text{C}$  NMR (67.5 MHz,  $\text{CD}_3\text{OD}$ ), major isomer is reported.  $\delta$  = 139.0, 116.6, 77.3, 75.3, 63.0, 30.0 ppm (2C); IR (NaCl):  $\tilde{\nu}$  = 3367 (OH), 1644, 1429, 1053, 997, 926  $\text{cm}^{-1}$ ; HRMS (FAB, thioglycerol + glycerol matrix):  $m/z$  calcd for  $\text{C}_7\text{H}_{15}\text{O}_3$ : 147.1021 [ $M$ +H]; found: 147.1017 [ $M$ +H] $^{+}$ .

**(4R,5S)-4,5-O-Isopropylidenehept-6-ene-1-ol (64)**: 2,2-Dimethoxypropane (1.70 mL, 13.8 mmol) and TsOH  $\cdot$  H<sub>2</sub>O (131 mg, 690  $\mu\text{mol}$ ) were added to a solution of **63** (1.01 g, 6.90 mmol) in acetone (68.9 mL) at RT. After stirring for 15 min, the reaction mixture was quenched with  $\text{H}_2\text{O}$  (4 mL) to remove the acetal on the primary alcohol. The mixture was then diluted with brine (20 mL) and  $\text{CHCl}_3$  (100 mL), the resulting two layers were separated. The aqueous layer was extracted with  $\text{CHCl}_3$  (100 mL  $\times$  2), the combined organic layers were dried over  $\text{Na}_2\text{SO}_4$ , filtered, and concentrated under reduced pressure. Flash chromatography on silica gel (hexane/EtOAc = 6:1) afforded **64** (1.18 g, 92%) as a diastereomixture ( $\text{dr} \approx$  6:1).  $R_f$  = 0.12 (silica gel, hexane/EtOAc = 4:1) for the major isomer and 0.15 (silica gel, hexane/EtOAc = 4:1) for the minor isomer,  $^1\text{H}$  NMR (270 MHz,  $\text{CDCl}_3$ ), major isomer is reported  $\delta$  = 5.81 (ddd,  $J$  = 7.6, 10.2, 17.2 Hz, 1H; 2-H), 5.30 (ddd,  $J$  = 1.0, 1.0, 17.2 Hz, 1H; 1-H<sub>2</sub>), 5.24 (ddd,  $J$  = 1.0, 1.0, 10.2 Hz, 1H; 1-H<sub>2</sub>), 4.52 (dd,  $J$  = 6.6, 7.6 Hz, 1H; 3-H), 4.16 (dt,  $J$  = 6.6, 7.3 Hz, 1H; 4-H), 3.67 (t,  $J$  = 5.9 Hz, 2H; 7-H<sub>2</sub>), 1.80–1.58 (complex m, 4H; 5-H<sub>2</sub>, 6-H<sub>2</sub>), 1.49 (s, 3H; 3, 4-O-*i*Pr), 1.37 ppm (s, 3H; 3, 4-O-*i*Pr);  $^{13}\text{C}$  NMR (67.5 MHz,  $\text{CDCl}_3$ ), major isomer is reported  $\delta$  = 133.7, 117.7, 107.6, 79.2, 77.5, 61.6, 28.9, 27.5, 26.5, 25.0 ppm; IR (NaCl):  $\tilde{\nu}$  = 3438 (OH), 1379, 1371, 1246, 1217, 1047, 1016,

926, 872  $\text{cm}^{-1}$ ; HRMS (FAB, NBA matrix):  $m/z$  calcd for  $\text{C}_{10}\text{H}_{19}\text{O}_3$ : 187.1334 [ $M$ +H]; found: 187.1337 [ $M$ +H] $^{+}$ .

**(3S,4R)-(+)-7-Benzyloxy-3,4-O-isopropylidenehept-1-ene (38) and (3R,4R)-(-)-7-Benzyloxy-3,4-O-isopropylidenehept-1-ene (C3-epi 38)**: 55% NaH (1.20 g, 27.4 mmol) was added to a solution of the diastereomixture (ca. 6:1) of **64** (3.40 g, 18.3 mmol) in THF (183 mL) at  $0^{\circ}\text{C}$  under argon. Then the mixture was warmed to  $60^{\circ}\text{C}$  and stirred for 30 min and cooled to RT. Then TBAI (8.80 g, 23.7 mmol) and BnBr (2.82 mL, 23.7 mmol) were added to the mixture, and the resulting reaction mixture was heated to  $70^{\circ}\text{C}$  under stirring. After stirring for 6.5 h, the reaction mixture was cooled to  $0^{\circ}\text{C}$  and quenched with a saturated aqueous solution of  $\text{NH}_4\text{Cl}$ , then the two layers mixture was separated, the aqueous layer was extracted with EtOAc (200 mL  $\times$  4). The organic layers were washed with  $\text{H}_2\text{O}$  (80 mL) and brine (80 mL), dried over  $\text{Na}_2\text{SO}_4$ , filtered, and evaporated under reduced pressure. Flash chromatography on silica gel (hexane/EtOAc = 20:1) afforded **38** (4.30 g, 85%;  $\text{dr} >$  20:1) and C3-epi **38** (348 mg, 7%) as colorless oils. Major product **38**:  $R_f$  = 0.42 (silica gel, hexane/EtOAc = 4:1);  $[\alpha]_D^{27} = +1.78$  ( $c$  = 1.00,  $\text{CHCl}_3$ );  $^1\text{H}$  NMR (400 MHz,  $\text{CDCl}_3$ ):  $\delta$  = 7.38–7.25 (complex m, 5H; 7-O- $\text{CH}_2$ -Ph), 5.82 (ddd,  $J$  = 7.8, 10.2, 18.0 Hz, 1H; 2-H), 5.30 (ddd,  $J$  = 1.0, 1.3, 18.0 Hz, 1H; 1-H<sub>2</sub>), 5.23 (ddd,  $J$  = 1.0, 1.7, 10.2 Hz, 1H; 1-H<sub>2</sub>), 4.50 (s, 2H; 7-O- $\text{CH}_2$ -Ph), 4.49 (dd,  $J$  = 7.8, 8.0 Hz, 1H; 3-H), 4.14 (ddd,  $J$  = 6.0, 6.2, 8.0 Hz, 1H; 4-H), 3.57–3.44 (complex m, 2H; 7-H<sub>2</sub>), 1.80 (m, 1H; 6-H<sub>2</sub>), 1.66 (m, 1H; 6-H<sub>2</sub>), 1.60–1.48 (complex m, 2H; 5-H<sub>2</sub>), 1.48 (s, 3H; 3, 4-O-*i*Pr), 1.36 ppm (s, 3H; 3, 4-O-*i*Pr);  $^{13}\text{C}$  NMR (67.5 MHz,  $\text{CDCl}_3$ ):  $\delta$  = 137.9, 133.8, 127.7 (2C), 127.0 (2C), 126.8, 117.6, 107.5, 79.2, 77.4, 72.1, 69.3, 27.6, 26.5, 25.8, 25.0 ppm; IR (NaCl):  $\tilde{\nu}$  = 1454, 1369, 1248, 1215, 1099, 1045, 926, 737, 698  $\text{cm}^{-1}$ ; HRMS (FAB, NBA matrix):  $m/z$  calcd for  $\text{C}_{17}\text{H}_{25}\text{O}_3$ : 277.1804 [ $M$ +H]; found: 277.1811 [ $M$ +H] $^{+}$ . Minor product C3-epi **38**:  $R_f$  = 0.45 (silica gel, hexane/EtOAc = 4:1);  $[\alpha]_D^{26} = +0.52$  ( $c$  = 1.00,  $\text{CHCl}_3$ );  $^1\text{H}$  NMR (270 MHz,  $\text{CDCl}_3$ ):  $\delta$  = 7.37–7.22 (complex m, 5H; 7-O- $\text{CH}_2$ -Ph), 5.80 (ddd,  $J$  = 7.3, 10.2, 17.2 Hz, 1H; 2-H), 5.36 (ddd,  $J$  = 1.3, 1.3, 17.2 Hz, 1H; 1-H<sub>2</sub>), 5.24 (ddd,  $J$  = 1.3, 1.6, 10.2 Hz, 1H; 1-H<sub>2</sub>), 4.50 (s, 2H; 7-O- $\text{CH}_2$ -Ph), 4.00 (dd,  $J$  = 7.3, 8.3 Hz, 1H; 3-H), 3.69 (ddd,  $J$  = 4.0, 7.6, 8.3 Hz, 1H; 4-H), 3.56–3.44 (complex m, 2H; 7-H<sub>2</sub>), 1.88–1.53 (complex m, 4H; 5-H<sub>2</sub>, 6-H<sub>2</sub>), 1.41 (s, 3H; 3, 4-O-*i*Pr), 1.40 ppm (s, 3H; 3, 4-O-*i*Pr);  $^{13}\text{C}$  NMR (67.5 MHz,  $\text{CDCl}_3$ ):  $\delta$  = 138.5, 135.4, 128.3, 128.3, 127.6 (2C), 127.5, 118.9, 108.5, 82.7, 80.4, 72.8, 70.0, 28.4, 27.3, 26.9, 26.2 ppm; IR (NaCl):  $\tilde{\nu}$  = 1454, 1369, 1242, 1217, 1097, 1053, 928, 885, 737, 698  $\text{cm}^{-1}$ ; HRMS (FAB, NBA matrix):  $m/z$  calcd for  $\text{C}_{17}\text{H}_{25}\text{O}_3$ : 277.1804 [ $M$ +H]; found: 277.1796 [ $M$ +H] $^{+}$ .

**(3S,4R)-7-Benzyloxy-3,4-O-isopropylideneheptanol (65)**:  $\text{BH}_3 \cdot \text{Me}_2\text{S}$  complex (656  $\mu\text{L}$ , 6.77 mmol) was slowly added to a solution of **38** (1.70 g, 6.15 mmol) in THF (61.5 mL) at  $0^{\circ}\text{C}$  under argon. After stirring for 30 min, the reaction mixture was warmed to RT and stirred for a further 2 h. The reaction was quenched with  $\text{H}_2\text{O}$  (65 mL),  $\text{NaBO}_3 \cdot 4\text{H}_2\text{O}$  (3.12 g, 20.3 mmol) and NaOH (271 mg, 6.77 mmol), then the mixture was warmed to  $50^{\circ}\text{C}$  with stirring for 90 min. The resulting two layers were separated, and the aqueous layer was extracted with EtOAc (200 mL  $\times$  2), the combined organic layers were washed with  $\text{H}_2\text{O}$  (100 mL) and brine (100 mL), dried over  $\text{Na}_2\text{SO}_4$ , filtered, and concentrated under reduced pressure. Flash chromatography on silica gel ( $\text{CHCl}_3/\text{MeOH}$  = 100:1) afforded **65** as a colorless oil (1.25 g, 69%).  $R_f$  = 0.41 (silica gel,  $\text{CHCl}_3/\text{MeOH}$  = 10:1);  $[\alpha]_D^{27} = -17.8$  ( $c$  = 1.00,  $\text{CHCl}_3$ );  $^1\text{H}$  NMR (270 MHz,  $\text{CDCl}_3$ ):  $\delta$  = 7.38–7.26 (complex m, 5H; 7-O- $\text{CH}_2$ -Ph), 4.50 (s, 2H; 7-O- $\text{CH}_2$ -Ph), 4.25 (ddd,  $J$  = 3.0, 5.9, 10.6 Hz, 1H; 3-H), 4.10 (dt,  $J$  = 5.9, 7.9, 1H; 4-H), 3.82 (dt,  $J$  = 3.3, 5.6 Hz, 2H; 7-H<sub>2</sub>), 3.59–3.44 (complex m, 2H; 1-H<sub>2</sub>), 1.91–1.70 (complex m, 4H; 2-H<sub>2</sub>, 5-H<sub>2</sub>), 1.70–1.50 (complex m, 2H; 6-H<sub>2</sub>), 1.45 (s, 3H; 3, 4-O-*i*Pr), 1.33 ppm (s, 3H; 3, 4-O-*i*Pr);  $^{13}\text{C}$  NMR (67.5 MHz,  $\text{CDCl}_3$ ):  $\delta$  = 138.3, 128.2 (2C), 127.5 (2C), 127.4, 107.7, 77.5, 76.5, 72.7, 69.7, 60.6, 31.9, 28.3, 26.3, 26.3, 25.7 ppm; IR (NaCl):  $\tilde{\nu}$  = 3429 (OH), 1367, 1246, 1217, 1093, 1057, 739, 698  $\text{cm}^{-1}$ ; HRMS (FAB, NBA matrix):  $m/z$  calcd for  $\text{C}_{17}\text{H}_{27}\text{O}_4$ : 295.1909 [ $M$ +H]; found: 295.1919 [ $M$ +H] $^{+}$ .

**(3S,4R)-(-)-7-(*tert*-Butyldiphenylsiloxy)-3,4-O-isopropylideneheptanol (66)**: Imidazole (429 mg, 6.32 mmol) and TBDPSCI (1.29 mL, 5.05 mmol) were added to a solution of **65** (1.24 g, 4.21 mmol) in DMF (8.4 mL) at RT under argon. After stirring for 40 min at RT, the reaction was

quenched with H<sub>2</sub>O (10 mL) and extracted with EtOAc (20 mL × 3). The combined extracts were washed with 1 N aqueous HCl (20 mL), a saturated aqueous solution of NaHCO<sub>3</sub> (50 mL × 2), H<sub>2</sub>O (50 mL), and brine (50 mL), dried over Na<sub>2</sub>SO<sub>4</sub>, filtered, and evaporated under reduced pressure to afford the crude product, which was used in the next reaction without further purification. 20 wt % Pd(OH)<sub>2</sub>/C (296 mg, 421 μmol) was added to a solution of crude product in EtOAc (42.1 mL) at RT. After stirring for 2.5 h under H<sub>2</sub>, the reaction solution was filtered through a Celite pad to remove the Pd(OH)<sub>2</sub> catalyst, then the pad was washed with EtOAc. The filtrate was concentrated, and purified by flash chromatography on silica gel (hexane/EtOAc=4:1) to give **66** as a colorless oil (1.45 g, 78% for 2 steps). *R*<sub>f</sub>=0.22 (hexane/EtOAc=2:1); [α]<sub>D</sub><sup>23</sup>=−7.80 (*c*=1.00, CHCl<sub>3</sub>); <sup>1</sup>H NMR (270 MHz, CDCl<sub>3</sub>): δ=7.80–7.63 (complex m, 4H; 7-OSi(Ph)<sub>2</sub>C(CH<sub>3</sub>)<sub>3</sub>), 7.46–7.33 (complex m, 6H; 7-OSi(Ph)<sub>2</sub>C(CH<sub>3</sub>)<sub>3</sub>), 4.30 (dd, *J*=6.3, 10.6 Hz, 1H; 5-H), 4.08 (ddd, *J*=5.0, 6.0, 10.6 Hz, 1H; 4-H), 3.81 (t, *J*=6.3 Hz, 2H; 1-H<sub>2</sub>), 3.67 (dt, *J*=1.7, 6.0 Hz, 2H; 7-H<sub>2</sub>), 1.79–1.60 (complex m, 4H; 2-H<sub>2</sub>, 6-H<sub>2</sub>), 1.59–1.44 (complex m, 2H; 3-H<sub>2</sub>), 1.39 (s, 3H; 4,5-*O*-iPr), 1.33 (s, 3H; 4,5-*O*-iPr), 1.05 ppm (s, 9H; 7-OSi(Ph)<sub>2</sub>C(CH<sub>3</sub>)<sub>3</sub>); <sup>13</sup>C NMR (67.5 MHz, CDCl<sub>3</sub>): δ=135.4 (4C), 133.7, 133.6, 129.5, 127.7, 127.5 (4C), 107.4, 77.8, 74.6, 62.5, 60.9, 32.6, 29.6, 28.4, 26.8 (3C), 25.8, 20.9, 19.1 ppm; IR (NaCl):  $\tilde{\nu}$ =3404 (−OH), 1375, 1219, 1099, 1018, 743, 700, 611 cm<sup>−1</sup>; HRMS (FAB, NBA matrix): *m/z* calcd for C<sub>26</sub>H<sub>30</sub>O<sub>4</sub>Si 443.2618 [*M*+H]<sup>+</sup>; found: 443.2617 [*M*+H]<sup>+</sup>.

**(4*S*,2'*S*,3'*R*,6'*R*,7'*S*)-(+)-3-[9'-(*tert*-Butyldiphenylsilyloxy)-2'-chloro-3'-hydroxy-6',7'-*O*-isopropylidenenonanoyl]-4-benzylloxazolidinone (67):** Oxalyl chloride (1.07 mL, 12.3 mmol) was slowly added to a solution of DMSO (1.74 mL, 24.5 mmol) in CH<sub>2</sub>Cl<sub>2</sub> (50.0 mL) at −78°C under Ar. The solution was stirred for 20 min, then **66** (2.70 g, 6.12 mmol) in CH<sub>2</sub>Cl<sub>2</sub> (11.2 mL) was added dropwise at −78°C. After stirring for 30 min at −78°C, TEA (4.27 mL, 30.6 mmol) was added to the solution, and then it was warmed to 0°C. The mixture was stirred for 10 min, and quenched with a saturated aqueous solution of NH<sub>4</sub>Cl (20 mL). Then the two layers were separated, and the aqueous layer was extracted with hexane/EtOAc (1/1) (40 mL × 2). The combined organic extracts were washed with H<sub>2</sub>O (60 mL), saturated aqueous NH<sub>4</sub>Cl (60 mL), saturated aqueous NaHCO<sub>3</sub> (60 mL), and brine (60 mL), dried over Na<sub>2</sub>SO<sub>4</sub>, filtered, and evaporated under reduced pressure to give *anti*-**33**, which was used in the next reaction without further purification. Et<sub>3</sub>N (2.13 mL, 15.3 mmol) was added to a solution of (*S*)-**16** (3.11 g, 12.3 mmol) in CH<sub>2</sub>Cl<sub>2</sub> (75.5 mL) at −78°C, followed by *n*Bu<sub>2</sub>BOTf (1.0 mL in CH<sub>2</sub>Cl<sub>2</sub>, 12.6 mL, 12.6 mmol). The solution was stirred for 1 h at −78°C and for 1 h at RT. After the solution was cooled to −78°C, crude *anti*-**33** in CH<sub>2</sub>Cl<sub>2</sub> (12.1 mL) was added. After stirring for 10 min at −78°C, the reaction mixture was warmed to 0°C, stirred for 80 min, and then quenched with phosphate buffer (Ph 7.2, 20 mL), 30% aqueous H<sub>2</sub>O<sub>2</sub>/MeOH (1:2; 10 mL), and stirred for a further 1 h at RT. The resulting mixture was extracted with CHCl<sub>3</sub> (80 mL × 3) and the combined extracts were washed with brine (100 mL), dried over Na<sub>2</sub>SO<sub>4</sub>, filtered, and concentrated. Flash chromatography (hexane/EtOAc=2:1) gave **67** as a colorless oil (2.77 g, 65% for 2 steps). *R*<sub>f</sub>=0.35 (silica gel, hexane/EtOAc=2:1); [α]<sub>D</sub><sup>28</sup>=+24.5 (*c*=1.00, CHCl<sub>3</sub>); <sup>1</sup>H NMR (270 MHz, CDCl<sub>3</sub>): δ=7.70–7.63 (complex m, 4H; 9'-*O*-Si(Ph)<sub>2</sub>C(CH<sub>3</sub>)<sub>3</sub>), 7.43–7.29 (complex m, 9H; 4-CH<sub>2</sub>Ph, 9'-*O*-Si(Ph)<sub>2</sub>C(CH<sub>3</sub>)<sub>3</sub>), 7.26–7.21 (complex m, 2H; 4-CH<sub>2</sub>Ph), 5.68 (d, *J*=3.3 Hz, 1H; 2'-H), 4.72 (dddd, *J*=3.3, 3.6, 6.9, 9.6 Hz, 1H; 4-H), 4.32 (ddd, *J*=3.3, 5.9, 7.2 Hz, 1H; 3'-H), 4.26 (d, *J*=6.9 Hz, 1H; 4-CH<sub>2</sub>Ph), 4.26 (d, *J*=3.6 Hz, 1H; 4-CH<sub>2</sub>Ph), 4.15 (m, 1H; 6'-H), 4.07 (m, 1H; 7'-H), 3.81 (t, *J*=6.9 Hz, 2H; 9'-H<sub>2</sub>), 3.33 (dd, *J*=3.3, 13.5 Hz, 1H; 5-H<sub>2</sub>), 2.83 (dd, *J*=9.6, 13.5 Hz, 1H; 5-H<sub>2</sub>), 1.89–1.57 (complex m, 6H; 4'-H<sub>2</sub>, 5'-H<sub>2</sub>, 8'-H<sub>2</sub>), 1.38 (s, 3H; 6', 7'-*O*-iPr), 1.32 (s, 3H; 6', 7'-*O*-iPr), 1.05 ppm (s, 9H; 9'-*O*-Si(Ph)<sub>2</sub>C(CH<sub>3</sub>)<sub>3</sub>); <sup>13</sup>C NMR (67.5 MHz, CDCl<sub>3</sub>): δ=167.8, 152.5, 135.5 (2C), 135.3 (2C), 134.5, 133.6, 133.5, 129.4 (2C), 129.2 (2C), 128.8 (2C), 127.6, 127.4 (2C), 127.2, 107.4, 77.2, 74.3, 71.0, 66.3, 60.7, 59.8, 55.2, 36.9, 32.4, 30.6, 28.3, 26.8, 26.7 (3C), 26.0, 25.8, 18.9 ppm; IR (NaCl):  $\tilde{\nu}$ =3558 (−OH), 3431 (−NH), 1782 (C=O, imide), 1711 (C=O, amide), 1389, 1213, 1111, 1084, 760, 742, 702 cm<sup>−1</sup>; HRMS (FAB, NBA + NaI matrix): *m/z* calcd for C<sub>38</sub>H<sub>49</sub>NO<sub>7</sub>SiClNa: 716.2796 [*M*+Na]<sup>+</sup>; found: 716.2786 [*M*+Na]<sup>+</sup>.

**(*S*)-(-)-5-*tert*-Butyldimethylsiloxy-1,2-pentanediol (68):** Nitrosobenzene (13.1 g, 122 mmol) was added to a solution of D-proline (2.81 g, 24.4 mmol) in CHCl<sub>3</sub> (250 mL). A solution of **39** (31.8 g, 147 mmol) in CHCl<sub>3</sub> (44.0 mL) was added dropwise to the reaction mixture over 10 min at 0°C under argon, and stirred for 105 min. Then a solution of NaBH<sub>4</sub> (10.9 g, 294 mmol) in EtOH (118 mL) was added to the reaction solution. After stirring for 30 min at 0°C, a saturated aqueous solution of NaHCO<sub>3</sub> (100 mL) was poured into the reaction solution. The organic layer was separated, washed with brine (100 mL), dried over Na<sub>2</sub>SO<sub>4</sub>, filtered, and evaporated under reduced pressure. The crude product of **40** was dissolved in EtOAc (735 mL) and 10% wt Pd/C (15.6 g, 14.7 mmol) was added. After stirring for 4 h under H<sub>2</sub>, the reaction solution was filtered through a Celite pad to remove the Pd catalyst, then the pad was washed with EtOAc. The filtrate solution was evaporated to remove the solvent. Purification by flash chromatography on silica gel (hexane/EtOAc=1:1) gave **68** as a colorless oil (13.7 g, 40% for 2 steps). *R*<sub>f</sub>=0.10 (silica gel, hexane/EtOAc=1:1); [α]<sub>D</sub><sup>27</sup>=−4.29 (*c*=1.00, CHCl<sub>3</sub>); <sup>1</sup>H NMR (270 MHz, CDCl<sub>3</sub>): δ=3.76–3.58 (complex m, 4H; 1-H<sub>2</sub>, 2-H, 5-H<sub>2</sub>), 3.45 (dd, *J*=7.3, 9.9 Hz, 1H; 1-H<sub>2</sub>), 1.76–1.56 (complex m, 3H; 3-H<sub>2</sub>, 4-H<sub>2</sub>), 1.48 (m, 1H; 4-H<sub>2</sub>), 0.89 (s, 9H; 5-OSi[CH<sub>3</sub>]<sub>2</sub>C(CH<sub>3</sub>)<sub>3</sub>), 0.05 ppm (s, 6H; 5-OSi[CH<sub>3</sub>]<sub>2</sub>C(CH<sub>3</sub>)<sub>3</sub>); <sup>13</sup>C NMR (67.5 MHz, CDCl<sub>3</sub>): δ=71.9, 66.9, 63.6, 31.0, 29.1, 25.9 (3C), 18.3, −5.4 ppm (2C); IR (NaCl):  $\tilde{\nu}$ =3363 cm<sup>−1</sup> (OH); HRMS (FAB, NBA matrix): *m/z* calcd for C<sub>11</sub>H<sub>27</sub>O<sub>3</sub>Si: 235.1729 [*M*+H]<sup>+</sup>; found: 235.1732 [*M*+H]<sup>+</sup>.

**(4*S*)-4-(1'-*tert*-Butyldimethylsiloxypropane-3'-yl)-2-(*p*-methoxyphenyl)-1,3-dioxolane (69):** *p*-Anisaldehyde dimethylacetal (3.92 mL, 23.0 mmol) and PPTS (386 mg, 1.53 mmol) were added to a solution of **68** (3.60 g, 15.3 mmol) in CH<sub>2</sub>Cl<sub>2</sub> (153 mL) at 0°C. After stirring for 100 min, the reaction mixture was quenched with a saturated aqueous solution of NaHCO<sub>3</sub> (70 mL), and the resulting two layers were separated. The aqueous layer was extracted with CHCl<sub>3</sub> (100 mL ×), the combined organic layers were washed with H<sub>2</sub>O (50 mL) and brine (50 mL), dried over Na<sub>2</sub>SO<sub>4</sub>, filtered, and concentrated under reduced pressure. The crude product was diluted with EtOH (40 mL) and treated with NaBH<sub>4</sub> (1.5 g, 39.7 mmol) under stirring for 10 min. H<sub>2</sub>O (100 mL) was added to the resulting mixture, and it was extracted with CHCl<sub>3</sub> (120 mL × 3). The combined organic layers were dried over Na<sub>2</sub>SO<sub>4</sub>, filtered, and concentrated under reduced pressure. Flash chromatography on NH-silica (NH, 100≈200 μm; purchased from Fuji Silysia; hexane/EtOAc=200:1) afforded **69** as a colorless oil (5.00 g, 92%). *R*<sub>f</sub>=0.64 (silica gel, hexane/EtOAc=1:1); <sup>1</sup>H NMR (270 MHz, CDCl<sub>3</sub>), as a mixture of two diastereomers δ=7.41 (t, *J*=6.6 Hz, 4/5H; 2-*O*-Ph-CH<sub>3</sub>), 7.40 (t, *J*=5.0 Hz, 6/5H; 2-*O*-Ph-CH<sub>3</sub>), 6.90 (d, *J*=8.3 Hz, 2H; 2-*O*-Ph-CH<sub>3</sub>), 5.87 (s, 2/5H; 2-H), 5.76 (s, 3/5H; 2-H), 4.36–4.15 (m, 7/5H; 5-H<sub>2</sub>), 4.09 (t, *J*=6.9 Hz, 3/5H; 5-H<sub>2</sub>), 3.81 (s, 3H; 2-CH-Ph-OCH<sub>3</sub>), 3.75–3.54 (complex m, 1H; 4-H), 3.75–3.54 (complex m, 2H; 1'-H<sub>2</sub>), 1.85–1.53 (complex m, 2H; 2'-H<sub>2</sub>), 1.85–1.53 (complex m, 2H; 3'-H<sub>2</sub>), 0.90 (s, 9H; 1'-OSi[CH<sub>3</sub>]<sub>2</sub>C(CH<sub>3</sub>)<sub>3</sub>), 0.05 ppm (s, 6H; 1'-OSi[CH<sub>3</sub>]<sub>2</sub>C(CH<sub>3</sub>)<sub>3</sub>); <sup>13</sup>C NMR (67.5 MHz, CDCl<sub>3</sub>), as a mixture of two diastereomers δ=161.0, 131.0 (3/5C), 130.0 (2/5C), 128.0, 127.8, 113.7 (2C), 104.0 (3/5C), 102.9 (2/5C), 76.3, 70.8 (3/5C), 70.0 (2/5C), 62.8, 55.2, 30.0 (3/5C), 29.8 (2/5C), 29.0, 25.9 (3C), 18.3, −5.3 ppm (2C); HRMS (FAB, NBA matrix): *m/z* calcd for C<sub>19</sub>H<sub>33</sub>O<sub>4</sub>Si: 353.2148 [*M*+H]<sup>+</sup>; found: 351.1995 [*M*+H]<sup>+</sup>.

**(*S*)-(+)-5-(*tert*-Butyldimethylsiloxy)-2-(*p*-methoxybenzyloxy)-1-pentanol (70):** DIBAL-H solution (0.94 M in hexane, 45.3 mL, 42.5 mmol) was added dropwise over 20 min to a solution of **69** (5.00 g, 14.1 mmol) in CH<sub>2</sub>Cl<sub>2</sub> (141 mL) at −78°C under argon. After stirring for 1 h, the solution was quenched by the addition of a saturated aqueous solution of Rochelle's salt (100 mL) and stirred for 1 h at RT. The organic layer was then separated, and the aqueous layer was extracted with CHCl<sub>3</sub> (150 mL × 3). The combined organic extracts were washed with a saturated aqueous solution of Rochelle's salt (75 mL × 3), dried over Na<sub>2</sub>SO<sub>4</sub>, filtered, and evaporated under reduced pressure. Purification by flash chromatography on silica gel (hexane/EtOAc=5:1) gave **70** as colorless oil (4.69 g, 93%; >99% *ee*). *R*<sub>f</sub>=0.15 (silica gel, hexane/EtOAc=1:1); [α]<sub>D</sub><sup>27</sup>=+16.0 (*c*=1.00, CHCl<sub>3</sub>); <sup>1</sup>H NMR (270 MHz, CDCl<sub>3</sub>): δ=7.27 (d, *J*=8.6 Hz, 2H; 2-*O*-CH<sub>2</sub>-Ph-OCH<sub>3</sub>), 6.88 (d, *J*=8.6 Hz, 2H; 2-*O*-CH<sub>2</sub>-Ph-OCH<sub>3</sub>), 4.56 (d, *J*=11.2 Hz, 1H; 2-*O*-CH<sub>2</sub>-Ph-OCH<sub>3</sub>), 4.46 (d, *J*=11.2 Hz, 1H; 2-*O*-CH<sub>2</sub>-Ph-OCH<sub>3</sub>), 3.80 (s, 3H; 2-*O*-CH<sub>2</sub>-Ph-OCH<sub>3</sub>), 3.61

(t,  $J = 5.9$  Hz, 2H; 5-H), 3.73–3.48 (complex m, 3H; 1-H<sub>2</sub>, 2-H), 1.70–1.51 (complex m, 4H; 3-H<sub>2</sub>, 4-H<sub>2</sub>), 0.89 (s, 9H; 5-OSi[CH<sub>3</sub>]<sub>2</sub>C(CH<sub>3</sub>)<sub>3</sub>), 0.05 ppm (s, 6H; 7-OSi[CH<sub>3</sub>]<sub>2</sub>C(CH<sub>3</sub>)<sub>3</sub>); <sup>13</sup>C NMR (67.5 MHz, CDCl<sub>3</sub>):  $\delta = 159.3$ , 130.5, 129.4 (2C), 113.9 (2C), 79.2, 71.1, 64.2, 63.0, 55.3, 28.5, 27.0, 26.0 (3C), 18.3, –5.3 ppm (2C); IR (NaCl):  $\tilde{\nu} = 3437$  cm<sup>–1</sup> (–OH); HRMS (FAB, NBA matrix):  $m/z$  calcd for C<sub>19</sub>H<sub>35</sub>O<sub>4</sub>Si: 355.2305 [M+H]<sup>+</sup>; found: 355.2312 [M+H]<sup>+</sup>.

**(3S,4S)-(+)-7-*tert*-butyldimethylsiloxy-3-hydroxy-4-(*p*-methoxybenzyloxy)thioheptanate (42):** Oxalyl chloride (0.956 mL, 10.9 mmol) was slowly added over 5 min to a solution of DMSO (1.55 mL, 21.9 mmol) in CH<sub>2</sub>Cl<sub>2</sub> (50.0 mL) at –78 °C under argon. The solution was stirred over 15 min, then **70** (1.94 g, 5.48 mmol) in CH<sub>2</sub>Cl<sub>2</sub> (4.8 mL) was added dropwise at –78 °C. After stirring for 30 min at –78 °C, TEA (3.82 mL, 27.4 mmol) was added to the solution, and then it was warmed to 0 °C. The mixture was stirred for 15 min, and quenched with H<sub>2</sub>O (20 mL). Then the two layers were separated, and the aqueous layer was extracted with hexane/EtOAc (1/1; 100 mL). The combined organic extracts were washed with H<sub>2</sub>O (30 mL × 2), saturated aqueous NH<sub>4</sub>Cl (30 mL), saturated aqueous NaHCO<sub>3</sub> (30 mL), and brine (10 mL × 2), dried over Na<sub>2</sub>SO<sub>4</sub>, filtered, and evaporated under reduced pressure to give crude aldehyde **41**, which was used in the next reaction without further purification. TiCl<sub>4</sub> (1.0 M in CH<sub>2</sub>Cl<sub>2</sub>; 4.52 mL, 4.52 mmol) was added to a solution of Ti(O-*i*Pr)<sub>4</sub> (441  $\mu$ L, 1.51 mmol) in CH<sub>2</sub>Cl<sub>2</sub> (14.8 mL) at 0 °C. After stirring for 30 min, the mixture, as a solution of TiCl<sub>4</sub>(O-*i*Pr), was then cooled to –78 °C. Crude aldehyde **41** in CH<sub>2</sub>Cl<sub>2</sub> (40 mL) was added by using a cannula to a solution of TiCl<sub>4</sub>(O-*i*Pr) in CH<sub>2</sub>Cl<sub>2</sub> at –78 °C, and the resulting mixture was stirred for 10 min. 1-Ethylthio-1-trimethylsilyloxyethene (1.95 mL, 9.90 mmol) was then added to the mixture. After stirring for 2 h, the cooled mixture was added to a saturated aqueous solution of NaHCO<sub>3</sub> (60 mL) by using a cannula with stirring at RT over 30 min. The resulting mixture was extracted with CHCl<sub>3</sub> (80 mL) and the extracts were washed with a saturated aqueous solution of NaHCO<sub>3</sub> (60 mL) and brine (60 mL), dried over Na<sub>2</sub>SO<sub>4</sub>, filtered, and concentrated. Flash chromatography (hexane/EtOAc = 5:1) gave **42** as a colorless oil (1.61 g, 64% for 2 steps; > 99% ee).  $R_f = 0.5$  (silica gel, hexane/EtOAc = 2:1);  $[\alpha]_D^{25} = +1.93$  ( $c = 1.00$ , CHCl<sub>3</sub>); <sup>1</sup>H NMR (270 MHz, CDCl<sub>3</sub>):  $\delta = 7.27$ –7.20 (complex m, 2H; 4-OCH<sub>2</sub>-Ph-OCH<sub>3</sub>), 6.91–6.85 (complex m, 2H; 4-OCH<sub>2</sub>-Ph-OCH<sub>3</sub>), 4.57 (d,  $J = 10.9$  Hz, 1H; 4-OCH<sub>2</sub>-Ph-OCH<sub>3</sub>), 4.45 (d,  $J = 10.9$  Hz, 1H; 4-OCH<sub>2</sub>-Ph-OCH<sub>3</sub>), 4.12 (ddd,  $J = 2.3$ , 6.3, 10.6 Hz, 1H; 3-H), 3.81 (s, 3H; 4-OCH<sub>2</sub>-Ph-OCH<sub>3</sub>), 3.61 (t,  $J = 5.6$  Hz, 2H; 7-H<sub>2</sub>), 3.37 (dd,  $J = 4.6$ , 8.9 Hz, 1H; 4-H), 2.90 (q,  $J = 7.6$  Hz, 2H; 1-SCH<sub>2</sub>CH<sub>3</sub>), 2.74 (apparent d,  $J = 7.0$  Hz, 2H; 2-H<sub>2</sub>), 1.76–1.54 (complex m, 2H; 5-H<sub>2</sub>), 1.76–1.54 (complex m, 2H; 6-H<sub>2</sub>), 1.25 (t,  $J = 7.3$  Hz, 3H; 1-SCH<sub>2</sub>CH<sub>3</sub>), 0.90 (s, 9H; 7-OSi[CH<sub>3</sub>]<sub>2</sub>C(CH<sub>3</sub>)<sub>3</sub>), 0.05 ppm (s, 6H; 7-OSi[CH<sub>3</sub>]<sub>2</sub>C(CH<sub>3</sub>)<sub>3</sub>); <sup>13</sup>C NMR (67.5 MHz, CDCl<sub>3</sub>):  $\delta = 198.5$ , 159.3, 130.2, 129.5 (2C), 113.8 (2C), 80.1, 71.8, 69.4, 63.0, 55.2, 47.4, 28.6, 26.0, 25.9 (3C), 23.4, 14.5, 18.3, –5.3 ppm (2C); IR (NaCl):  $\tilde{\nu} = 3425$  cm<sup>–1</sup> (–OH), 1685 (C=O, ester); HRMS (FAB, NBA matrix):  $m/z$  calcd for C<sub>23</sub>H<sub>40</sub>O<sub>5</sub>SiNa: 479.2263 [M+Na]<sup>+</sup>; found: 479.2245 [M+Na]<sup>+</sup>.

**(3S,4S)-(+)-7-*tert*-Butyldimethylsiloxy-3-hydroxy-4-(*p*-methoxybenzyloxy)heptanol (71):** The solution of **42** (4.06 g, 8.90 mmol) in THF (44.5 mL) was treated with LiBH<sub>4</sub> (0.969 g, 44.5 mmol) under stirring for 2 h at –10 °C. A saturated aqueous solution of NaHCO<sub>3</sub> (20 mL), then H<sub>2</sub>O (20 mL), and EtOAc (200 mL) were added to the resulting mixture. The two layers mixture was separated, and the aqueous layer was extracted with EtOAc (200 mL × 4). The combined organic layers were washed with H<sub>2</sub>O (80 mL) and brine (80 mL), dried over Na<sub>2</sub>SO<sub>4</sub>, filtered, and concentrated under reduced pressure. Flash chromatography on silica gel (hexane/EtOAc = 1:1) afforded **71** as a colorless oil (3.11 g, 88%).  $R_f = 0.10$  (silica gel, hexane/EtOAc = 2:1);  $[\alpha]_D^{25} = +12.4$  ( $c = 1.00$ , CHCl<sub>3</sub>); <sup>1</sup>H NMR (270 MHz, CDCl<sub>3</sub>):  $\delta = 7.28$ –7.20 (complex m, 2H; 4-O-CH<sub>2</sub>-Ph-OCH<sub>3</sub>), 7.00–6.83 (complex m, 2H; 4-O-CH<sub>2</sub>-Ph-OCH<sub>3</sub>), 4.43 (d, 1H;  $J = 10.9$  Hz, 4-O-CH<sub>2</sub>-Ph-OCH<sub>3</sub>), 4.42 (d,  $J = 10.9$  Hz, 1H; 4-O-CH<sub>2</sub>-Ph-OCH<sub>3</sub>), 3.89–3.74 (complex m, 3H; 1-H<sub>2</sub>, 3-H), 3.81 (s, 3H; 4-O-CH<sub>2</sub>-Ph-OCH<sub>3</sub>), 3.62 (t,  $J = 5.6$  Hz, 2H; 7-H<sub>2</sub>), 3.34 (apparent dd,  $J = 4.9$ , 5.9 Hz, 1H; 4-H), 1.75–1.68 (complex m, 2H; 2-H<sub>2</sub>), 1.63–1.52 (complex m, 4H; 5-H<sub>2</sub>, 6-H<sub>2</sub>), 0.90 (s, 9H; 7-OSi[CH<sub>3</sub>]<sub>2</sub>C(CH<sub>3</sub>)<sub>3</sub>), 0.05 ppm (s, 6H; 7-OSi[CH<sub>3</sub>]<sub>2</sub>C(CH<sub>3</sub>)<sub>3</sub>); <sup>13</sup>C NMR (67.5 MHz, CDCl<sub>3</sub>):  $\delta = 159.3$ , 130.2, 129.5 (2C), 113.9 (2C), 81.1, 72.7, 71.9, 63.0, 61.3, 55.2, 34.7 (C-2), 28.0, 26.1,

25.9 (3C), 18.3, –5.3 ppm (2C); IR (NaCl):  $\tilde{\nu} = 3425$  cm<sup>–1</sup> (OH); HRMS (FAB, NBA matrix):  $m/z$  calcd for C<sub>21</sub>H<sub>39</sub>O<sub>5</sub>Si: 399.2567 [M+H]<sup>+</sup>; found: 399.2561 [M+H]<sup>+</sup>.

**(3S,4S)-(+)-7-*tert*-Butyldiphenylsiloxy-1,4,5-heptanetriol (72):** DMAP (93.9 mg, 768  $\mu$ mol), TEA (1.61 mL, 11.5 mmol) and TBDPSCI (2.36 mL, 9.22 mmol) were added to a solution of **71** (3.06 g, 7.68 mmol) in CH<sub>2</sub>Cl<sub>2</sub> (76.8 mL) at 0 °C under argon. After stirring for 3 h, the mixture was warmed to RT and stirred for a further 3.5 d. The reaction was quenched with a saturated aqueous solution of NH<sub>4</sub>Cl (30 mL) and extracted with CHCl<sub>3</sub> (80 mL × 3). The combined extracts were washed with brine (80 mL), dried over Na<sub>2</sub>SO<sub>4</sub>, filtered, and evaporated under reduced pressure to afford crude product, which was used in the next reaction without further purification. 20 wt % Pd(OH)<sub>2</sub>/C (539 mg, 768  $\mu$ mol) was added to a solution of crude product in EtOAc (76.8 mL) at RT. After stirring for 2 h under H<sub>2</sub>, the reaction solution was filtered through a Celite pad to remove the Pd(OH)<sub>2</sub> catalyst, then the pad was washed with EtOAc. The filtrate was concentrated, and purification by flash chromatography on silica gel (CHCl<sub>3</sub>/MeOH = 10:1) gave **72** as a colorless oil (2.80 g, 90% for 2 steps).  $R_f = 0.70$  (silica gel, hexane/EtOAc = 2:1);  $[\alpha]_D^{26} = -1.22$  ( $c = 1.00$ , CHCl<sub>3</sub>); <sup>1</sup>H NMR (270 MHz, CDCl<sub>3</sub>):  $\delta = 7.70$ –7.62 (complex m, 4H; 7-OSi(Ph)<sub>2</sub>C(CH<sub>3</sub>)<sub>3</sub>), 7.50–7.34 (complex m, 6H; 7-OSi(Ph)<sub>2</sub>C(CH<sub>3</sub>)<sub>3</sub>), 3.90 (d,  $J = 5.3$  Hz, 1H; 1-H<sub>2</sub>), 3.88 (d,  $J = 4.6$  Hz, 1H; 1-H<sub>2</sub>), 3.76 (m, 1H; 5-H), 3.73–3.60 (complex m, 2H; 7-H<sub>2</sub>), 3.50 (m, 1H; 4-H), 1.89–1.47 (complex m, 2H; 6-H<sub>2</sub>), 1.89–1.47 (complex m, 4H; 3-H<sub>2</sub>, 2-H<sub>2</sub>), 1.04 ppm (s, 9H; 7-OSi(Ph)<sub>2</sub>C(CH<sub>3</sub>)<sub>3</sub>); <sup>13</sup>C NMR (67.5 MHz, CDCl<sub>3</sub>):  $\delta = 135.4$  (4C), 132.9 (2C), 129.8 (2C), 127.7 (4C), 74.3, 73.5, 62.6, 60.4, 35.1, 30.4, 29.1, 26.7 ppm (3C); IR (NaCl):  $\tilde{\nu} = 3425$  cm<sup>–1</sup> (–OH), 1513 (Ar-C); HRMS (FAB, NBA PEG 200+400+NaI matrix):  $m/z$  calcd for C<sub>23</sub>H<sub>34</sub>O<sub>4</sub>SiNa: 425.2124 [M+Na]<sup>+</sup>; found: 425.2126 [M+Na]<sup>+</sup>.

**(3S,4S)-(–)-7-*tert*-Butyldiphenylsiloxy-3,4-*O*-isopropylideneheptanol (73):** 2,2-Dimethoxypropane (1.60 mL, 13.0 mmol) and TsOH·H<sub>2</sub>O (124 mg, 651  $\mu$ mol) were added to a solution of **72** (2.62 g, 6.51 mmol) in acetone (65.1 mL) at RT. After stirring for 5 min, the reaction mixture was quenched with a saturated aqueous solution of NaHCO<sub>3</sub> (20 mL). The resulting two layers were separated, and the aqueous layer was extracted with CHCl<sub>3</sub> (60 mL × 3), the combined organic layers were dried over Na<sub>2</sub>SO<sub>4</sub>, filtered, and concentrated under reduced pressure. Flash chromatography on silica gel (hexane/EtOAc = 2:1) afforded **73** as a colorless oil (2.80 g, 97%).  $R_f = 0.30$  (silica gel, hexane/EtOAc = 3:1);  $[\alpha]_D^{25} = -19.1$  ( $c = 1.00$ , CHCl<sub>3</sub>); <sup>1</sup>H NMR (270 MHz, CDCl<sub>3</sub>):  $\delta = 7.69$ –7.64 (complex m, 4H; 7-OSi(Ph)<sub>2</sub>C(CH<sub>3</sub>)<sub>3</sub>), 7.46–7.34 (complex m, 6H; 7-OSi(Ph)<sub>2</sub>C(CH<sub>3</sub>)<sub>3</sub>), 3.83 (m, 1H; 5-H), 3.88–3.78 (complex m, 2H; 1-H<sub>2</sub>), 3.71–3.61 (complex m, 2H; 7-H<sub>2</sub>), 3.66 (m, 1H; 4-H), 1.87–1.64 (complex m, 6H; 2-H<sub>2</sub>, 3-H<sub>2</sub>, 6-H<sub>2</sub>), 1.38 (s, 3H; 3,4-*O*iPr), 1.36 (s, 3H; 3,4-*O*iPr), 1.05 ppm (s, 9H; 1-OSi(Ph)<sub>2</sub>C(CH<sub>3</sub>)<sub>3</sub>); <sup>13</sup>C NMR (67.5 MHz, CDCl<sub>3</sub>):  $\delta = 135.5$  (4C), 133.6 (2C), 129.6 (2C), 127.6 (4C), 108.1, 80.8, 77.6, 62.6, 60.6, 35.5, 29.5, 29.2, 27.2, 27.1, 26.8 (3C), 19.1 ppm; IR (NaCl):  $\tilde{\nu} = 3425$  cm<sup>–1</sup> (OH); HRMS (FAB, NBA matrix):  $m/z$  calcd for C<sub>26</sub>H<sub>39</sub>O<sub>4</sub>Si: 443.2618 [M+H]<sup>+</sup>; found: 443.2626 [M+H]<sup>+</sup>.

**(4S,2'S,3'R,6'S,7'S)-(–)-3-[9'-*tert*-Butyldiphenylsiloxy]-2'-chloro-3'-hydroxy-6',7'-*O*-isopropylidenenonanoyl]-4-benzyloxazolidinone (74):** According to the procedure for **67**, compound **74** (2.69 g, 62% for 2 steps) was obtained from **73** (2.69 g, 6.08 mmol).  $R_f = 0.39$  (silica gel, hexane/EtOAc = 2:1);  $[\alpha]_D^{25} = -6.0$  ( $c = 1.26$ , CHCl<sub>3</sub>); <sup>1</sup>H NMR (400 MHz, CDCl<sub>3</sub>):  $\delta = 7.70$ –7.66 (complex m, 4H; 9'-O-Si(Ph)<sub>2</sub>C(CH<sub>3</sub>)<sub>3</sub>), 7.43–7.29 (complex m, 3H; 4-CH<sub>2</sub>Ph), 7.43–7.29 (complex m, 6H; 9'-O-Si(Ph)<sub>2</sub>C(CH<sub>3</sub>)<sub>3</sub>), 7.26–7.21 (complex m, 2H; 4-CH<sub>2</sub>Ph), 5.70 (d,  $J = 3.2$  Hz, 1H; 2'-H), 4.73 (dddd,  $J = 3.2$ , 3.5, 7.0, 9.1 Hz, 1H; 4-H), 4.27 (dd,  $J = 7.0$ , 9.0 Hz, 1H; 4-CH<sub>2</sub>Ph), 4.23 (dd,  $J = 3.5$ , 9.0 Hz, 1H; 4-CH<sub>2</sub>Ph), 4.17 (ddd,  $J = 3.2$ , 5.0, 8.7 Hz, 1H; 3'-H), 3.86 (ddd,  $J = 5.0$ , 8.5, 9.0 Hz, 1H; 7'-H), 3.84 (t,  $J = 6.0$  Hz, 2H; 9'-H<sub>2</sub>), 3.68 (ddd,  $J = 2.7$ , 8.5, 8.5 Hz, 1H; 6'-H), 3.35 (dd,  $J = 3.2$ , 13.5 Hz, 1H; 5-H<sub>2</sub>), 2.84 (dd,  $J = 9.1$ , 13.5 Hz, 1H; 5-H<sub>2</sub>), 1.88 (m, 1H; 8'-H<sub>2</sub>), 1.87 (m, 1H; 5'-H<sub>2</sub>), 1.86–1.78 (complex m, 2H; 4'-H<sub>2</sub>), 1.75 (m, 1H; 8'-H<sub>2</sub>), 1.58 (m, 1H; 5'-H<sub>2</sub>), 1.39 (s, 3H; 6', 7'-*O*iPr), 1.36 (s, 3H; 6', 7'-*O*iPr), 1.06 ppm (s, 9H; 9'-O-Si(Ph)<sub>2</sub>C(CH<sub>3</sub>)<sub>3</sub>); <sup>13</sup>C NMR (75.0 MHz, CDCl<sub>3</sub>):  $\delta = 168.2$  (C-1'), 152.6 (C-2), 135.5 (2C, 9'-O-Si(Ph)<sub>2</sub>C(CH<sub>3</sub>)<sub>3</sub>), 135.5 (2C, 9'-O-Si(Ph)<sub>2</sub>C(CH<sub>3</sub>)<sub>3</sub>), 134.6 (1C, 4-CH<sub>2</sub>Ph), 133.8 (1C, 9'-O-Si(Ph)<sub>2</sub>C(CH<sub>3</sub>)<sub>3</sub>), 133.7 (1C, 9'-O-Si(Ph)<sub>2</sub>C-

(CH<sub>3</sub>)<sub>3</sub>, 129.6 (1C, 9'-O-Si(Ph)<sub>2</sub>C(CH<sub>3</sub>)<sub>3</sub>), 129.5 (1C, 9'-O-Si(Ph)<sub>2</sub>C(CH<sub>3</sub>)<sub>3</sub>), 129.4 (2C, 4-CH<sub>2</sub>Ph), 129.0 (2C, 4-CH<sub>2</sub>Ph), 127.6 (2C, 9'-O-Si(Ph)<sub>2</sub>C(CH<sub>3</sub>)<sub>3</sub>), 127.6 (2C, 9'-O-Si(Ph)<sub>2</sub>C(CH<sub>3</sub>)<sub>3</sub>), 127.5 (1C, 4-CH<sub>2</sub>Ph), 108.1 (1C, 6',7'-O-iPr), 80.6 (C-6'), 77.5 (C-7'), 71.3 (C-3'), 66.5 (C-5), 60.6 (C-9'), 59.8 (C-2), 55.4 (C-4), 37.2 (1C, 4-CH<sub>2</sub>Ph), 35.5 (C-8), 30.6 (C-4'), 28.3 (C-5'), 27.3 (1C, 6',7'-O-iPr), 27.2 (1C, 6',7'-O-iPr), 26.8 (3C, 9'-O-Si(Ph)<sub>2</sub>C(CH<sub>3</sub>)<sub>3</sub>), 19.1 ppm (1C, 9'-O-Si(Ph)<sub>2</sub>C(CH<sub>3</sub>)<sub>3</sub>); IR (KBr):  $\tilde{\nu}$  = 3444 (-OH), 1782 (C=O, imide), 1711 cm<sup>-1</sup> (C=O, amide); HRMS (FAB, NBA matrix): *m/z* calcd for C<sub>38</sub>H<sub>49</sub>NO<sub>7</sub>SiCl: 694.2967 [M+H]<sup>+</sup>; found: 694.2987 [M+H]<sup>+</sup>.

**(2S,3R,6R,7S)-Ethyl-9-(tert-butylphenylsilyloxy)-2,3-epoxy-6,7-O-isopropylidenenonanate (major) and (2R,3R,6R,7S)-ethyl-9-(tert-butylphenylsilyloxy)-2,3-epoxy-6,7-O-isopropylidenenonanate (minor) (75):** NaH (60 wt % in mineral oil, 176 mg, 4.39 mmol) was added to a solution of chlorohydrin **74** (2.77 g, 3.99 mmol) in EtOH (20.0 mL) at 0°C. After stirring for 20 min, a saturated aqueous solution of NH<sub>4</sub>Cl (15 mL) and CHCl<sub>3</sub> (80 mL) were added to the reaction mixture. The organic layer was separated, and the aqueous layer was extracted with CHCl<sub>3</sub> (40 mL × 2), dried over Na<sub>2</sub>SO<sub>4</sub>, filtered, and evaporated under reduced pressure. Purification by flash chromatography on silica gel (hexane/EtOAc=10:1) gave a mixture of *trans*- and *cis*-**75** (5.8:1) as a colorless oil (1.85 g, 88 %). *R*<sub>f</sub> = 0.58 (silica gel, hexane/EtOAc=2:1); [α]<sub>D</sub><sup>25</sup> = +11.2 (c = 1.00, CHCl<sub>3</sub>) as mixture of *trans* and *cis* (5.8:1); <sup>1</sup>H NMR (270 MHz, CDCl<sub>3</sub>), major isomer is indicated. δ = 7.70–7.63 (complex m, 4H; 9-O-Si(Ph)<sub>2</sub>C(CH<sub>3</sub>)<sub>3</sub>), 7.47–7.33 (complex m, 6H; 9-O-Si(Ph)<sub>2</sub>C(CH<sub>3</sub>)<sub>3</sub>), 4.32–4.11 (complex m, 2H; 1-OCH<sub>2</sub>CH<sub>3</sub>), 4.27 (m, 1H; 7-H), 4.07 (ddd, *J* = 3.6, 5.3, 9.2 Hz, 1H; 6-H), 3.81 (t, *J* = 6.6 Hz, 2H; 9-H<sub>2</sub>), 3.23 (d, 1.7 Hz, 1H; 2-H), 3.21 (m, 1H; 3-H), 1.92–1.42 (complex m, 6H; 4-H<sub>2</sub>, 5-H<sub>2</sub>, 8-H<sub>2</sub>), 1.37 (s, 3H; 6,7-O-iPr), 1.32 (s, 3H; 6,7-O-iPr), 1.30 (t, *J* = 7.3 Hz, 3H; 1-OCH<sub>2</sub>CH<sub>3</sub>), 1.5 ppm (s, 9H; 9-O-Si(Ph)<sub>2</sub>C(CH<sub>3</sub>)<sub>3</sub>); <sup>13</sup>C NMR (67.5 MHz, CDCl<sub>3</sub>), major isomer is indicated. δ = 168.8, 135.3 (2C), 135.2 (2C), 133.4, 133.3, 129.3 (2C), 127.4 (2C), 127.4 (2C), 107.3, 76.5, 74.3, 61.1, 60.7, 57.5, 52.7, 32.3, 28.2, 27.8, 26.6 (3C), 25.8, 25.6, 18.9, 13.8 ppm; IR (NaCl):  $\tilde{\nu}$  = 1751 (C=O, ester), 1736, 1429, 1369, 1248, 1196, 1111, 1086, 1030, 823, 741, 702, 615 cm<sup>-1</sup>; HRMS (FAB, NBA + NaI matrix): *m/z* calcd for C<sub>30</sub>H<sub>42</sub>O<sub>6</sub>SiNa: 549.2648 [M+Na]<sup>+</sup>; found: 549.2659 [M+Na]<sup>+</sup>.

**(2R,3R,6R,7S)-Ethyl-2-azido-9-(tert-butylphenylsilyloxy)-3-hydroxy-6,7-O-isopropylidenenonanate (major) and (2S,3S,6R,7S)-ethyl-3-azido-9-(tert-butylphenylsilyloxy)-2-hydroxy-6,7-O-isopropylidenenonanate (minor) (76):** NH<sub>4</sub>Cl (282 mg, 5.27 mmol) and NaN<sub>3</sub> (343 mg, 5.27 mmol) were added to a solution of mixture of **75** (1.85 g, 3.52 mmol) in EtOH/H<sub>2</sub>O (20:1) (35.2 mL) at RT and the reaction mixture was warmed to 60°C. After stirring for 38 h, the reaction mixture was cooled to RT and diluted with EtOAc (200 mL). The resulting single layer was washed with H<sub>2</sub>O (20 mL) and brine (20 mL), dried over Na<sub>2</sub>SO<sub>4</sub>, filtered, and evaporated under reduced pressure. Purification by flash chromatography on silica gel (hexane/EtOAc=8:1) gave a 3:1 mixture of **76** as a inseparable mixture (1.08 g, 56 %). *R*<sub>f</sub> = 0.59 (silica gel, hexane/EtOAc=2:1); IR (NaCl)  $\tilde{\nu}$  = 3458 (-OH), 2110 (-N=N<sup>+</sup>=N<sup>-</sup>), 1739 (C=O, ester), 1473, 1429, 1369, 1248, 1219, 1111, 1088, 1026, 823, 740, 704, 613 cm<sup>-1</sup>; HRMS (FAB, NBA matrix): *m/z* calcd for C<sub>30</sub>H<sub>44</sub>N<sub>3</sub>O<sub>6</sub>Si: 570.2999 [M+H]<sup>+</sup>; found: 570.2999 [M+H]<sup>+</sup>.

**(2R,3S,6R,7S)-(-)-Ethyl-9-(tert-butylphenylsilyloxy)-2,3-imino-6,7-O-isopropylidenenonanate (major) and (2S,3S,6R,7S)-(+)-ethyl-9-(tert-butylphenylsilyloxy)-2,3-imino-6,7-O-isopropylidenenonanate (minor) (77):** PPh<sub>3</sub> (1.03 g, 3.93 mmol) was added to a solution of the mixture of **76** (1.72 g, 3.02 mmol) in MeCN (30.2 mL) under Ar at RT. After stirring for 30 min, the reaction solution was warmed to 80°C and stirred for 21 h. Then the solution was cooled to RT and evaporated under reduced pressure. Purification by flash chromatography on silica gel (hexane/EtOAc=8:1) gave *trans*-**77** (1.21 g, 76%; single isomer) and *cis*-**77** (157 mg, 13%; single isomer) as colorless oils. *trans*-**77**: *R*<sub>f</sub> = 0.39 (silica gel, hexane/EtOAc=1:1); [α]<sub>D</sub><sup>25</sup> = -35.0 (c = 1.00, CHCl<sub>3</sub>); <sup>1</sup>H NMR (270 MHz, CDCl<sub>3</sub>): δ = 7.70–7.62 (complex m, 4H; 9-O-Si(Ph)<sub>2</sub>C(CH<sub>3</sub>)<sub>3</sub>), 7.46–7.33 (complex m, 6H; 9-O-Si(Ph)<sub>2</sub>C(CH<sub>3</sub>)<sub>3</sub>), 4.25 (dq, *J* = 6.3, 12.5 Hz, 2H; 1-OCH<sub>2</sub>CH<sub>3</sub>), 4.18 (m, 1H; 7-H), 4.03 (ddd, *J* = 5.6, 5.6, 8.3 Hz, 1H; 6-H), 3.81 (t, *J* = 6.3 Hz, 2H; 9-H<sub>2</sub>), 2.34 (d, *J* = 2.3 Hz, 1H; 2-H), 2.28 (br m, 1H; 3-H), 1.82–1.65 (complex m, 4H; 5-H<sub>2</sub>, 8-H<sub>2</sub>), 1.60–

1.33 (complex m, 2H; 4-H<sub>2</sub>), 1.37 (s, 3H; 6,7-O-iPr), 1.31 (s, 3H; 6,7-O-iPr), 1.31 (t, *J* = 7.3 Hz, 3H; 1-OCH<sub>2</sub>CH<sub>3</sub>), 1.05 ppm (s, 9H; 9-O-Si(Ph)<sub>2</sub>C(CH<sub>3</sub>)<sub>3</sub>); <sup>13</sup>C NMR (67.5 MHz, CDCl<sub>3</sub>): δ = 172.4, 135.4 (4C), 133.6, 133.5, 129.4 (2C), 127.5 (2C), 127.5 (2C), 107.4, 77.5, 74.4, 61.3, 60.8, 39.2, 35.2, 32.5, 29.6, 28.4, 27.5, 26.7 (3C), 25.8, 19.0, 14.0 ppm; IR (NaCl):  $\tilde{\nu}$  = 3286 (NH), 1741 (C=O, ester), 1462, 1429, 1369, 1217, 1111, 1088, 823, 702, 688, 613 cm<sup>-1</sup>; HRMS (FAB, NBA matrix): *m/z* calcd for C<sub>30</sub>H<sub>44</sub>NO<sub>5</sub>Si: 526.2989 [M+H]<sup>+</sup>; found: 526.2993 [M+H]<sup>+</sup>. *cis*-**77**: *R*<sub>f</sub> = 0.23 (silica gel, hexane/EtOAc=1:1); [α]<sub>D</sub><sup>26</sup> = +14.6 (c = 1.00, CHCl<sub>3</sub>); <sup>1</sup>H NMR (270 MHz, CDCl<sub>3</sub>): δ = 7.75–7.62 (complex m, 4H; 9-O-Si(Ph)<sub>2</sub>C(CH<sub>3</sub>)<sub>3</sub>), 7.46–7.30 (complex m, 6H; 9-O-Si(Ph)<sub>2</sub>C(CH<sub>3</sub>)<sub>3</sub>), 4.26 (m, 1H; 7-H), 4.21 (dq, *J* = 2.3, 6.9 Hz, 2H; 1-OCH<sub>2</sub>CH<sub>3</sub>), 4.05 (dd, *J* = 5.9, 12.9 Hz, 1H; 6-H), 3.81 (t, *J* = 6.3 Hz, 2H; 9-H<sub>2</sub>), 2.65 (br d, *J* = 5.6 Hz, 1H; 2-H), 2.28–2.18 (br m, 1H; 3-H), 1.82–1.45 (complex m, 6H; 4-H<sub>2</sub>, 5-H<sub>2</sub>, 8-H<sub>2</sub>), 1.36 (s, 3H; 6,7-O-iPr), 1.31 (s, 3H; 6,7-O-iPr), 1.29 (t, *J* = 6.9 Hz, 2H; 1-OCH<sub>2</sub>CH<sub>3</sub>), 1.05 ppm (s, 9H; 9-O-Si(Ph)<sub>2</sub>C(CH<sub>3</sub>)<sub>3</sub>); IR (NaCl):  $\tilde{\nu}$  = 3446 (-NH), 1728 (C=O, ester), 1653, 1462, 1423, 1379, 1248, 1217, 1198, 1111, 1086, 1032, 823, 741, 704 cm<sup>-1</sup>; HRMS (FAB, NBA + NaI matrix): *m/z* calcd for C<sub>30</sub>H<sub>44</sub>NO<sub>5</sub>Si: 548.2808 [M+Na]<sup>+</sup>; found: 548.2784 [M+Na]<sup>+</sup>.

**(2S,3S,6R,7S)-(-)-Ethyl-2-azido-9-(tert-butylphenylsilyloxy)-3-(p-nitrobenzenesulfonylimino)-6,7-O-isopropylidenenonanate (78):** TEA (327 μL, 2.35 mmol), 4-nitrobenzenesulfonyl chloride (312 mg, 1.41 mmol), and DMAP (28.7 mg, 235 μmol) were added to a solution of *trans*-**77** (247 mg, 470 μmol) in CH<sub>2</sub>Cl<sub>2</sub> (9.40 mL) under argon at 0°C, and then warmed to RT. After stirring for 4 h at RT, the reaction solution was quenched with a saturated aqueous solution of NH<sub>4</sub>Cl (7.0 mL), the organic layer was separated and the aqueous layer was extracted with CHCl<sub>3</sub> (10 mL × 3). The combined organic extracts were washed with a saturated aqueous solution of NaHCO<sub>3</sub> (10 mL), a saturated aqueous solution of NH<sub>4</sub>Cl (10 mL × 2), H<sub>2</sub>O (10 mL), and brine (10 mL), dried over Na<sub>2</sub>SO<sub>4</sub>, filtered, and evaporated under reduced pressure. The residue was roughly purified with silica gel (hexane/EtOAc=2:1) to provide the residue of Ns-aziridine. The residue was dissolved in DMF (4.70 mL), and then NaN<sub>3</sub> (61.2 mg, 0.940 mmol) was added to the solution at 0°C under argon, and then the reaction mixture was warmed to RT. After stirring for 1 h, the solution was diluted with hexane/EtOAc (2:1; 20 mL). The mixture was washed with H<sub>2</sub>O (10 mL × 6), dried over Na<sub>2</sub>SO<sub>4</sub>, filtered, and evaporated under reduced pressure to provide a crude mixture. Flash chromatography on silica gel (hexane/EtOAc=6:1) gave **78** as a colorless oil (331 mg, 93 % for 2 steps; >20:1 = α-/β-N<sub>3</sub>). *R*<sub>f</sub> = 0.62 (silica gel, hexane/EtOAc=1:1); [α]<sub>D</sub><sup>27</sup> = -24.1 (c = 1.00, CHCl<sub>3</sub>); <sup>1</sup>H NMR (270 MHz, CDCl<sub>3</sub>): δ = 8.34 (ddd, *J* = 2.2, 2.2, 8.6 Hz, 2H; N''-S(O<sub>2</sub>)-Ph-NO<sub>2</sub>), 8.08 (ddd, *J* = 2.2, 2.2, 8.6 Hz, 2H; N''-S(O<sub>2</sub>)-Ph-NO<sub>2</sub>), 7.70–7.62 (complex m, 4H; 9-O-Si(Ph)<sub>2</sub>C(CH<sub>3</sub>)<sub>3</sub>), 7.48–7.34 (complex m, 6H; 9-O-Si(Ph)<sub>2</sub>C(CH<sub>3</sub>)<sub>3</sub>), 5.44 (d, *J* = 9.5 Hz, 1H; 3-NH), 4.26 (m, 1H; 7-H), 4.24 (q, *J* = 7.0 Hz, 2H; 1-OCH<sub>2</sub>CH<sub>3</sub>), 4.14 (d, *J* = 4.3 Hz, 1H; 2-H), 3.87 (ddd, *J* = 5.7, 9.7, 15.1 Hz, 1H; 6-H), 3.78 (m, 1H; 3-H), 3.76 (t, *J* = 8.6 Hz, 2H; 9-H<sub>2</sub>), 1.72–1.38 (complex m, 6H; 4-H<sub>2</sub>, 5-H<sub>2</sub>, 8-H<sub>2</sub>), 1.34 (s, 3H; 6,7-O-iPr), 1.30 (s, 3H; 6,7-O-iPr), 1.30 (t, *J* = 7.0 Hz, 3H; 1-OCH<sub>2</sub>CH<sub>3</sub>), 1.05 ppm (s, 9H; 9-O-Si(Ph)<sub>2</sub>C(CH<sub>3</sub>)<sub>3</sub>); <sup>13</sup>C NMR (67.5 MHz, CDCl<sub>3</sub>): δ = 167.7, 149.8, 146.6, 135.4 (4C), 133.6, 133.4, 129.5 (2C), 128.1 (2C), 127.6 (4C), 124.2 (2C), 107.5, 74.1, 65.3, 62.3, 60.6, 60.2, 55.3, 36.5, 28.1, 27.4, 26.7 (3C), 26.5, 25.6, 19.1, 14.0 ppm; IR (NaCl)  $\tilde{\nu}$  = 3292 (-NH), 2114 (-N=N<sup>+</sup>=N<sup>-</sup>), 1741 (C=O, ester), 1533 (NO<sub>2</sub>), 1427, 1350 (SO<sub>2</sub>), 1217, 1167 (N-SO<sub>2</sub>), 1111, 1092, 854, 737, 704, 687 cm<sup>-1</sup>; HRMS (FAB, NBA + NaI matrix): *m/z* calcd for C<sub>36</sub>H<sub>47</sub>N<sub>3</sub>O<sub>9</sub>SiNa: 776.2761 [M+Na]<sup>+</sup>; found: 776.2771 [M+Na]<sup>+</sup>.

**(2S,3S,6R,7S)-(-)-Ethyl-3-amino-2-azido-9-(tert-butylphenylsilyloxy)-6,7-O-isopropylidenenonanate (43):** Compound **78** (331 mg, 439 μmol) was dissolved in MeCN (4.39 mL), and then thiophenol (226 μL, 2.20 mmol) and DIPEA (382 μL, 2.20 mmol) were added to the solution at RT under Ar. After stirring for 6 h, the reaction was quenched with a saturated aqueous solution of NaHCO<sub>3</sub> (10 mL). Then the mixture was extracted with CHCl<sub>3</sub> (20 mL × 3). The organic extracts were dried over Na<sub>2</sub>SO<sub>4</sub>, filtered, and evaporated under reduced pressure. Purification by flash chromatography on silica gel (hexane/EtOAc=2:1) gave **43** as a colorless oil (161 mg, 65 %). *R*<sub>f</sub> = 0.24 (silica gel, hexane/EtOAc=1:1); [α]<sub>D</sub><sup>25</sup> = -22.4 (c = 1.00, CHCl<sub>3</sub>); <sup>1</sup>H NMR (270 MHz, CD<sub>2</sub>Cl<sub>2</sub>): δ = 7.70–



7.62 (complex m, 4H; 9-O-Si(Ph)<sub>2</sub>C(CH<sub>3</sub>)<sub>3</sub>), 7.47–7.33 (complex m, 6H; 9-O-Si(Ph)<sub>2</sub>C(CH<sub>3</sub>)<sub>3</sub>), 4.26 (m, 1H; 7-H), 4.25 (dq,  $J = 1.0$ , 6.9 Hz, 2H; 1-OCH<sub>2</sub>CH<sub>3</sub>), 4.02 (ddd,  $J = 3.3$ , 5.9, 9.3 Hz, 1H; 6-H), 3.87 (d,  $J = 5.3$  Hz, 1H; 2-H), 3.82 (d,  $J = 5.6$  Hz, 1H; 9-H<sub>2</sub>), 3.79 (d,  $J = 5.6$  Hz, 1H; 9-H<sub>2</sub>), 3.12 (ddd,  $J = 4.0$ , 5.3, 8.9 Hz, 1H; 3-H), 1.78–1.32 (complex m, 6H; 4-H<sub>2</sub>, 5-H<sub>2</sub>, 6-H<sub>2</sub>), 1.34 (s, 3H; 6,7-O-iPr), 1.29 (s, 3H; 6,7-O-iPr), 1.30 (t,  $J = 7.3$  Hz, 3H; 1-OCH<sub>2</sub>CH<sub>3</sub>), 1.04 ppm (s, 9H; 9-O-Si(Ph)<sub>2</sub>C(CH<sub>3</sub>)<sub>3</sub>); <sup>13</sup>C NMR (67.5 MHz, CDCl<sub>3</sub>):  $\delta = 168.8$ , 135.4 (3C), 135.4, 133.6, 129.5, 129.4, 127.5 (4C), 107.4, 77.9, 74.5, 67.7, 61.7, 60.9, 53.2, 32.5, 30.2, 28.4, 26.7 (3C), 26.7, 25.8, 19.1, 14.1 ppm; IR (NaCl):  $\tilde{\nu} = 3394$  (-NH), 2108 (-N=N<sup>+</sup>=N<sup>-</sup>), 1739 (C=O, ester), 1379, 1367, 1246, 1217, 1194, 1169, 1111, 1088, 1028, 823, 741, 702, 615 cm<sup>-1</sup>; HRMS (FAB, NBA matrix):  $m/z$  calcd for C<sub>30</sub>H<sub>45</sub>N<sub>4</sub>O<sub>5</sub>Si: 569.3159 [ $M+H$ ]<sup>+</sup>; found: 569.3149 [ $M+H$ ]<sup>+</sup>.

**(2S,3S,6R,7S,2'R)-(-)-Ethyl-2-azido-3-(2'-bromopropanamido)-9-(tert-butylidiphenylsiloxy)-6,7-O-isopropylidenenonanate (79):** Compound (R)-**10** (50.5  $\mu$ L, 562  $\mu$ mol), PyBOP (292 mg, 562  $\mu$ mol), and DIPEA (120  $\mu$ L, 0.703 mmol) were added to a solution of **43** (160 mg, 281  $\mu$ mol) in CH<sub>2</sub>Cl<sub>2</sub> (9.37 mL) at RT under argon. After stirring for 60 min, a saturated aqueous solution of NH<sub>4</sub>Cl (3.0 mL) was added to the reaction mixture. Then, the organic layer was separated, and the aqueous layer was extracted with CH<sub>2</sub>Cl<sub>2</sub> (7.0 mL  $\times$  3). The combined organic extracts were washed with a saturated aqueous solution of NaHCO<sub>3</sub> (20 mL), dried over Na<sub>2</sub>SO<sub>4</sub>, filtered, and evaporated under reduced pressure. Purification by flash chromatography on silica gel (hexane/EtOAc=15:1) gave **79** as a colorless oil (188 mg, 95%).  $R_f = 0.52$  (silica gel, hexane/EtOAc=1:1);  $[\alpha]_D^{25} = -21.1$  ( $c = 1.00$ , CHCl<sub>3</sub>); <sup>1</sup>H NMR (270 MHz, CDCl<sub>3</sub>):  $\delta = 7.70$ –7.61 (complex m, 4H; 9-O-Si(Ph)<sub>2</sub>C(CH<sub>3</sub>)<sub>3</sub>), 7.47–7.34 (complex m, 6H; 9-O-Si(Ph)<sub>2</sub>C(CH<sub>3</sub>)<sub>3</sub>), 6.56 (d,  $J = 8.6$  Hz, 1H; 3-NH), 4.37 (m, 1H; 3-H), 4.32 (q,  $J = 7.3$  Hz, 1H; 2'-H), 4.29 (q,  $J = 6.9$  Hz, 2H; 1-OCH<sub>2</sub>CH<sub>3</sub>), 4.27 (m, 1H; 7-H), 4.26 (d,  $J = 4.3$  Hz, 1H; 2-H), 3.99 (dd,  $J = 5.6$ , 12.5 Hz, 1H; 6-H), 3.80 (t,  $J = 5.9$  Hz, 2H; 9-H<sub>2</sub>), 1.85 (d,  $J = 7.3$  Hz, 3H; 3'-H<sub>3</sub>), 1.84 (m, 1H; 8-H<sub>2</sub>), 1.77–1.62 (complex m, 3H; 5-H<sub>2</sub>, 8-H<sub>2</sub>), 1.61–1.28 (complex m, 2H; 4-H<sub>2</sub>), 1.37 (s, 3H; 6,7-O-iPr), 1.31 (s, 3H; 6,7-O-iPr), 1.33 (t,  $J = 6.9$  Hz, 3H; 1-OCH<sub>2</sub>CH<sub>3</sub>), 1.05 ppm (s, 9H; 9-O-Si(Ph)<sub>2</sub>C(CH<sub>3</sub>)<sub>3</sub>); <sup>13</sup>C NMR (67.5 MHz, CDCl<sub>3</sub>):  $\delta = 169.4$ , 168.1, 135.4 (2C), 135.4 (2C), 133.7, 133.5, 129.5 (2C), 127.6 (4C), 107.5, 77.4, 74.5, 64.1, 62.2, 60.9, 51.1, 44.4, 32.3, 30.8, 28.3 (2C), 26.8 (3C), 25.8, 22.6, 19.1, 14.1 ppm; IR (NaCl):  $\tilde{\nu} = 3296$  (-NH), 2112 (-N=N<sup>+</sup>=N<sup>-</sup>), 1741 (C=O, ester), 1658 (C=O, amide), 1379, 1369, 1248, 1217, 1111, 1086, 1026, 823, 740, 702 cm<sup>-1</sup>; HRMS (FAB, NBA matrix):  $m/z$  calcd for C<sub>33</sub>H<sub>48</sub>N<sub>4</sub>O<sub>6</sub>BrSi: 703.2527 [ $M+H$ ]<sup>+</sup>; found: 703.2532 [ $M+H$ ]<sup>+</sup>.

**(3S,5S,6S,3'S,4'R)-(+)-4-(tert-Butoxycarbonyl)-6-[1'-(tert-butylidiphenylsiloxy)-3',4'-O-isopropylidenehexane-6'-yl]-5-ethyloxycarbonyl-3-methyl-2-piperazinone (81):** PPh<sub>3</sub> (197 mg, 1.02 mmol) and TEA (143  $\mu$ L, 1.02 mmol) were added to a solution of **79** (239 mg, 339  $\mu$ mol) in MeCN (3.39 mL) under argon at RT. After stirring for 1 h, H<sub>2</sub>O (730  $\mu$ L) was added to the reaction mixture. The resulting mixture was warmed to 60 °C and stirred for 7 h. Then the solution was cooled to RT and evaporated under reduced pressure. The crude product was roughly purified by flash chromatography on silica gel (CHCl<sub>3</sub>/MeOH=120:1) to provide piperazinone **80**. Di-tert-butyl dicarbonate (519 mg, 2.37 mmol) was added to a solution of crude **80** in EtOAc (3.39 mL) at RT under argon. After stirring for 60 min at 80 °C, the reaction solution was cooled to RT. Then the reaction mixture was diluted with CHCl<sub>3</sub> (20 mL), the mixture was washed with brine (10 mL), dried over Na<sub>2</sub>SO<sub>4</sub>, filtered, and evaporated under reduced pressure. Purification by flash chromatography on silica gel (hexane/EtOAc=10:1) gave **81** as a colorless oil (160 mg, 68% for 2 steps).  $R_f = 0.29$  (silica gel, hexane/EtOAc=1:1);  $[\alpha]_D^{26} = +2.77$  ( $c = 0.50$ , CHCl<sub>3</sub>); <sup>1</sup>H NMR (270 MHz, CDCl<sub>3</sub>), as two rotamers.  $\delta = 7.70$ –7.62 (complex m, 4H; 1'-O-Si(Ph)<sub>2</sub>C(CH<sub>3</sub>)<sub>3</sub>), 7.47–7.32 (complex m, 6H; 1'-O-Si(Ph)<sub>2</sub>C(CH<sub>3</sub>)<sub>3</sub>), 5.92 (brs, 1H; 1-H), 5.02 (brs, 5/6H; 5-H), 4.75 (brs, 1/6H; 5-H), 4.52–4.36 (brm, 1H; 3-H), 3.80 (dd,  $J = 6.3$ , 12.9 Hz, 1H; 3'-H), 4.19 (q,  $J = 7.3$  Hz, 2H; 1-OCH<sub>2</sub>CH<sub>3</sub>), 4.02 (brm, 1H; 4'-H), 3.81 (t,  $J = 5.9$  Hz, 2H; 1'-H<sub>2</sub>), 3.64 (brm, 1H; 6-H), 1.98–1.85 (brm, 1H; 2'-H<sub>2</sub>), 1.69 (dd,  $J = 6.6$ , 13.2 Hz, 1H; 2'-H<sub>2</sub>), 1.70–1.38 (complex m, 4H; 5'-H<sub>2</sub>, 6'-H<sub>2</sub>), 1.59 (d,  $J = 6.9$  Hz, 3H; 3-CH<sub>3</sub>), 1.50 (s, 9H; 4-CO-OC(CH<sub>3</sub>)<sub>3</sub>), 1.38 (s, 3H; 3',4'-O-iPr), 1.33 (s, 3H; 3',4'-O-iPr), 1.28 (t,  $J = 7.3$  Hz, 3H; 1-OCH<sub>2</sub>CH<sub>3</sub>), 1.05 ppm (s, 9H; 1'-O-Si(Ph)<sub>2</sub>C(CH<sub>3</sub>)<sub>3</sub>); <sup>13</sup>C NMR

(67.5 MHz, CDCl<sub>3</sub>):  $\delta = 171.0$ , 168.6, 154.0, 135.5 (2C), 135.4 (2C), 133.7, 133.5, 129.5, 129.5, 127.5 (2C), 127.5 (2C), 107.6, 81.3, 77.1, 74.3, 61.1, 60.8, 54.1, 54.0, 52.3, 32.5, 28.6, 28.3, 28.2 (3C), 26.7 (3C), 26.5, 25.7, 19.1, 18.2, 14.0 ppm; IR (NaCl):  $\tilde{\nu} = 3205$  (-NH), 1745 (C=O, ester), 1699 (C=O, urethane), 1676 (C=O, amide), 1473, 1429, 1369, 1329, 1186, 1171, 1111, 1092, 1028, 823, 742, 669 cm<sup>-1</sup>; HRMS (FAB, NBA matrix):  $m/z$  calcd for C<sub>38</sub>H<sub>57</sub>N<sub>2</sub>O<sub>8</sub>Si: 697.3884 [ $M+H$ ]<sup>+</sup>; found: 697.3909 [ $M+H$ ]<sup>+</sup>.

**(3S,5S,6S,3'S,4'R)-(-)-4-(tert-Butoxycarbonyl)-6-[1'''-(tert-butylidiphenylsiloxy)-3'''-O-isopropylidenehexane-6'''-yl]-5-(O'-tert-butyl-L-valinyl-L-alanyl)carbonyl-3-methyl-2-piperazinone (82):** Lithium hydroxide (49.9 mg, 2.08 mmol) was added to a solution of **81** (145 mg, 208  $\mu$ mol) in MeOH/THF/H<sub>2</sub>O (2:2:1; 4.16 mL) was added at RT. After stirring for 60 min, a saturated aqueous solution of NH<sub>4</sub>Cl (6.0 mL) was added to the reaction mixture and then it was extracted with CHCl<sub>3</sub> (10 mL  $\times$  3). The combined organic extracts were washed with brine (10 mL), dried over Na<sub>2</sub>SO<sub>4</sub>, filtered, and evaporated under reduced pressure to give the crude product, which was used in the next reaction without further purification. The residue was dissolved in CH<sub>2</sub>Cl<sub>2</sub> (2.08 mL) and then **19** (102 mg, 416  $\mu$ mol), DIPEA (72.5  $\mu$ L, 416  $\mu$ mol), HOBT (28.1 mg, 208  $\mu$ mol), and PyBOP (163 mg, 312  $\mu$ mol) were added at 0 °C under Ar. After stirring for 1 h at 0 °C, the reaction mixture was warmed to RT, and stirred for further 4 h. Then, the reaction solution was quenched with a saturated aqueous solution of NH<sub>4</sub>Cl (4.0 mL), the organic layer was separated and the aqueous layer was extracted with CHCl<sub>3</sub> (10 mL  $\times$  3). The combined organic extracts were washed with a saturated aqueous solution of NH<sub>4</sub>Cl (10 mL), a saturated aqueous solution of NaHCO<sub>3</sub> (10 mL), and brine (10 mL), dried over Na<sub>2</sub>SO<sub>4</sub>, filtered, and evaporated under reduced pressure. Purification by flash chromatography on silica gel (hexane/EtOAc=3:1) gave **82** as a colorless oil (131 mg, 70% for 2 steps).  $R_f = 0.25$  (silica gel, hexane/EtOAc=1:2);  $[\alpha]_D^{26} = -31.0$  ( $c = 1.00$ , CHCl<sub>3</sub>); <sup>1</sup>H NMR (270 MHz, CDCl<sub>3</sub>):  $\delta = 7.72$ –6.84 (complex m, 4H; 1'''-O-Si(Ph)<sub>2</sub>C(CH<sub>3</sub>)<sub>3</sub>), 7.44–7.32 (complex m, 6H; 1'''-O-Si(Ph)<sub>2</sub>C(CH<sub>3</sub>)<sub>3</sub>), 6.92 (brd,  $J = 6.3$  Hz, 1H; 2'-NH), 6.53 (brd,  $J = 8.6$  Hz, 1H; 2'-NH), 6.36 (brs, 1H; 1-H), 4.67 (brs, 1H; 5-H), 4.53–4.35 (complex m, 3H; 3-H, 2'-H, 2''-H), 4.30 (dd,  $J = 6.6$ , 12.9 Hz, 1H; 3'''-H), 3.99 (dd,  $J = 6.3$ , 12.9 Hz, 1H; 4'''-H), 3.80 (t,  $J = 5.9$  Hz, 2H; 1'''-H<sub>2</sub>), 3.60 (dd,  $J = 6.3$ , 12.6 Hz, 1H; 6-H), 2.17 (m, 1H; 3''-H), 1.93–1.82 (complex m, 2H; 6'''-H<sub>2</sub>, 2'''-H<sub>2</sub>), 1.72–1.62 (complex m, 2H; 6'''-H<sub>2</sub>, 2'''-H<sub>2</sub>), 1.55–1.45 (complex m, 2H; 5'''-H<sub>2</sub>), 1.52 (s, 9H; 4-CO-OC(CH<sub>3</sub>)<sub>3</sub>), 1.46 (d,  $J = 7.2$  Hz, 3H; 3-CH<sub>3</sub>), 1.46 (s, 9H; 1'-OC(CH<sub>3</sub>)<sub>3</sub>), 1.36 (s, 3H; 3'''-O-iPr), 1.30 (s, 3H; 3'''-O-iPr), 1.33 (d,  $J = 6.9$  Hz, 3H; 3'-H<sub>3</sub>), 1.04 (s, 9H; 1'''-O-Si(Ph)<sub>2</sub>C(CH<sub>3</sub>)<sub>3</sub>), 0.90 (d,  $J = 6.6$  Hz, 3H; 3''-CH<sub>3</sub>), 0.88 ppm (d,  $J = 6.9$  Hz, 3H; 3''-CH<sub>3</sub>); <sup>13</sup>C NMR (67.5 MHz, CDCl<sub>3</sub>):  $\delta = 171.5$ , 170.8, 170.0, 168.1, 154.6, 135.5 (2C), 135.4 (2C), 133.7, 133.6, 129.5, 129.5, 127.5, (2C), 127.5 (2C), 107.6, 81.9, 81.8, 76.9, 74.3, 60.9, 57.4, 53.5, 53.2, 52.1, 48.4, 32.6, 31.1, 28.4, 28.2 (3C), 28.1, 28.0 (6C), 26.8 (2C), 25.7, 19.1, 18.9, 18.1, 18.0, 17.5 ppm; IR (NaCl):  $\tilde{\nu} = 3317$  (-NH), 1732 (C=O, ester), 1672 (C=O, urethane), 1656 (C=O, amide), 1539, 1369, 1155, 1111, 1086, 756, 704 cm<sup>-1</sup>; HRMS (FAB, NBA+NaI matrix):  $m/z$  calcd for C<sub>48</sub>H<sub>74</sub>N<sub>4</sub>O<sub>10</sub>SiNa: 917.5072 [ $M+Na$ ]<sup>+</sup>; found: 917.5096 [ $M+Na$ ]<sup>+</sup>.

**(3S,5S,6S,3'S,4'R)-(-)-4-(tert-Butoxycarbonyl)-5-(O'-tert-butyl-L-valinyl-L-alanyl)carbonyl-6-[1'''-hydroxy-3'''-O-isopropylidenehexane-6'''-yl]-3-methyl-2-piperazinone (83):** Compound **82** (129 mg, 145  $\mu$ mol) was dissolved in THF (1.45 mL) and TBAF (1.0 M THF solution, 362  $\mu$ L, 362  $\mu$ mol) was added at RT. After stirring for 3 h, a saturated aqueous solution of NH<sub>4</sub>Cl (5.0 mL) and CHCl<sub>3</sub> (5.0 mL) were added, then the two layers were separated, and the aqueous phase was extracted with CHCl<sub>3</sub> (10 mL  $\times$  3). The combined organic layers were washed with brine (20 mL), dried over Na<sub>2</sub>SO<sub>4</sub>, filtered, and evaporated under reduced pressure. Purification by flash chromatography on silica gel (CH<sub>3</sub>Cl/MeOH=10:1) gave **83** as a colorless oil (75 mg, 79%).  $R_f = 0.30$  (silica gel, CHCl<sub>3</sub>/MeOH=10:1);  $[\alpha]_D^{21} = -47.5$  ( $c = 2.00$ , CHCl<sub>3</sub>); <sup>1</sup>H NMR (270 MHz, CDCl<sub>3</sub>):  $\delta = 7.04$  (brs, 1H; 2'-NH), 6.95 (brs, 1H; 1-H), 6.82 (brd,  $J = 7.0$  Hz, 1H; 2''-NH), 4.72 (brs, 1H; 5-H), 4.63–4.43 (complex m, 2H; 3-H, 2'-H), 4.30 (dd,  $J = 4.6$ , 8.9 Hz, 1H; 2''-H), 4.24 (ddd,  $J = 4.9$ , 5.3, 10.2 Hz, 1H; 3'''-H), 4.05 (ddd,  $J = 3.0$ , 5.3, 9.6 Hz, 1H; 4'''-H), 3.89–3.71 (complex m, 2H; 1'''-H), 3.68 (dd,  $J = 6.6$ , 10.9 Hz, 1H; 6-H), 2.88 (brs, 1H; 1'''-OH), 2.15 (m, 1H; 3''-H), 1.94–1.78 (complex m, 2H; 6'''-H<sub>2</sub>), 1.81–1.60 (complex m, 3H; 2'''-H<sub>2</sub>, 5'''-H<sub>2</sub>), 1.51 (m, 1H; 5'''-H<sub>2</sub>), 1.51 (s,



9H; 1''-OC(CH<sub>3</sub>)<sub>3</sub>), 1.45 (s, 9H; 4-CO-OC(CH<sub>3</sub>)<sub>3</sub>), 1.44 (d, *J*=7.3 Hz, 3H; 3-CH<sub>3</sub>), 1.32 (s, 6H; 3'',4'',4'''-O-*i*Pr), 1.30 (d, *J*=7.0 Hz, 3H; 3'-H<sub>3</sub>), 0.90 (d, *J*=6.9 Hz, 3H; 3''-(CH<sub>3</sub>)<sub>2</sub>), 0.70 ppm (d, *J*=6.9 Hz, 3H; 3''-(CH<sub>3</sub>)<sub>2</sub>); <sup>13</sup>C NMR (67.5 MHz, CDCl<sub>3</sub>): δ = 171.8, 170.8, 170.4, 168.3, 154.6, 107.8, 83.9, 82.3, 81.9, 76.3, 60.4, 57.4, 53.4, 52.0, 49.9, 48.3, 32.3, 31.2, 28.3 (2 C), 28.2 (3 C), 28.0 (3 C), 26.7, 25.7, 18.9, 18.3, 17.9, 17.5 ppm; IR (NaCl):  $\tilde{\nu}$  = 3327 (NH), 1732 (C=O, ester), 1686 (C=O, urethane), 1666 (C=O, amide), 1539, 1456, 1369, 1315, 1219, 1157, 850, 789 cm<sup>-1</sup>; HRMS (FAB, NBA + NaI matrix): *m/z* calcd for C<sub>32</sub>H<sub>56</sub>N<sub>4</sub>O<sub>10</sub>Na: 679.3894 [*M*+Na]; found: 679.3920 [*M*+Na]<sup>+</sup>.

(3*S*,5*S*,6*S*,2*S*,4*S*,5*R*)-(-)-4-(*tert*-Butoxycarbonyl)-5-(*O*-(*tert*-butyl-*L*-valinyl-*L*-alanyl)carbonyl-6-[2'-hydroxy-4',5'-*O*-isopropylidene-1'-nitrohexane-7'-yl]-3-methyl-2-piperazinone (**46**): DMSO (73.0  $\mu$ L, 1.03 mmol), TEA (72.3  $\mu$ L, 515  $\mu$ mol), and  $\text{SO}_2\text{Py}$  (41.0 mg, 2.57 mmol) were added to a solution of **83** (67.7 mg, 103  $\mu$ mol) in  $\text{CH}_2\text{Cl}_2$  (2.58 mL) at 0°C under argon. After stirring for 5 min, then the reaction mixture was warmed to RT and stirred for further 1 h. Then the reaction was quenched with a saturated aqueous solution of  $\text{NH}_4\text{Cl}$  (5 mL), diluted with EtOAc (10 mL) and the two layers were separated. The aqueous layer was extracted with EtOAc (10 mL  $\times$  3). The combined organic extracts were washed with a saturated aqueous solution of  $\text{NH}_4\text{Cl}$  (20 mL  $\times$  2),  $\text{H}_2\text{O}$  (20 mL), and brine (20 mL), dried over  $\text{Na}_2\text{SO}_4$ , filtered, and evaporated under reduced pressure to give crude aldehyde **44**, which was used in the next reaction without further purification. Compound (*R,R*)-**45** (31.0 mg, 52  $\mu$ mol) and  $\text{MeNO}_2$  (167  $\mu$ L, 3.09 mmol) were added to a solution of **44** in  $\text{CH}_2\text{Cl}_2$  (2.58 mL) at room temperature. Then the solution was cooled to -40°C and DIPEA (44.9  $\mu$ L, 257  $\mu$ mol) was added. After stirring for 46 h, the reaction was quenched with a saturated aqueous solution of  $\text{NH}_4\text{Cl}$  (3.0 mL), then the aqueous layer was extracted with  $\text{CHCl}_3$  (10 mL  $\times$  3). The combined organic extracts were washed with brine (20 mL), dried over  $\text{Na}_2\text{SO}_4$ , filtered, and evaporated under reduced pressure. Purification by flash chromatography on silica gel ( $\text{CHCl}_3/\text{MeOH}$  = 20:1) gave **46** as a colorless oil (38.9 mg, 53% for 2 steps; 90% *de*). The *de* was determined by HPLC (CHIRALCEL OD 4.6  $\phi$   $\times$  250 mm, hexane/2-propanol = 99:1, 0.9 mL  $\text{min}^{-1}$ , 25°C, 210 nm).  $R_f$  = 0.50 (silica gel,  $\text{CHCl}_3/\text{MeOH}$  = 10:1);  $[\alpha]_D^{25}$  = -52.0 ( $c$  = 1.00,  $\text{CHCl}_3$ );  $^1\text{H}$  NMR (270 MHz,  $\text{CD}_2\text{Cl}_2$ ):  $\delta$  = 6.83 (brs, 1H; 2'''-NH), 6.70 (brs, 1H; 2''-NH), 6.60 (brs, 1H; 1-H), 4.58 (brs, 1H; 5-H), 4.52-4.33 (complex m, 2H; 3-H, 2'-H), 4.46 (d,  $J$  = 9.3 Hz, 1H; 1'- $\text{H}_2$ ), 4.33 (d,  $J$  = 9.3 Hz, 1H; 1'- $\text{H}_2$ ), 4.25 (dd,  $J$  = 4.3, 7.9 Hz, 1H; 2'''-H), 4.19 (dd,  $J$  = 5.9, 13.5 Hz, 1H; 4'-H), 3.96 (m, 1H; 5'-H), 3.96 (m, 1H; 6-H), 2.04 (m, 1H; 3'''-H), 1.79-1.60 (complex m, 2H; 3'- $\text{H}_2$ , 7'- $\text{H}_2$ ), 1.59-1.36 (complex m, 4H; 3'- $\text{H}_2$ , 6'- $\text{H}_2$ , 7'- $\text{H}_2$ ), 1.38 (s, 9H; 1'''-OC( $\text{CH}_3$ )<sub>3</sub>), 1.34 (s, 9H; 4-CO-OC( $\text{CH}_3$ )<sub>3</sub>), 1.27 (d,  $J$  = 6.8 Hz, 3H; 3- $\text{CH}_3$ ), 1.19 (s, 3H; 4',5'-*O*-iPr), 1.15 (d,  $J$  = 6.8 Hz, 3H; 3'''- $\text{H}_3$ ), 1.14 (s, 3H; 4',5'-*O*-iPr), 0.78 (d,  $J$  = 6.9 Hz, 3H; 3'''-( $\text{CH}_3$ )<sub>2</sub>), 0.74 ppm (d,  $J$  = 6.9 Hz, 3H; 3'''-( $\text{CH}_3$ )<sub>2</sub>);  $^{13}\text{C}$  NMR (67.5 MHz,  $\text{CD}_2\text{Cl}_2$ ):  $\delta$  = 171.9, 171.0, 170.7, 168.4, 154.7, 108.1, 82.1, 81.9, 81.4, 77.6, 77.0, 74.2, 67.2, 57.7, 52.8, 52.3, 48.2, 34.5, 31.3, 29.7, 28.2, 28.1 (3C), 27.9, 27.8 (3C), 27.1, 18.9, 18.7, 18.1, 17.4 ppm; IR (NaCl):  $\tilde{\nu}$  = 3327 (-OH, -NH), 1728 (C=O, ester), 1687 (C=O, urethane), 1665 (C=O, amide), 1554 ( $\text{NO}_2$ ), 1520, 1381, 1369, 1315, 1219, 1157, 1074, 877, 847, 756  $\text{cm}^{-1}$ ; HRMS (FAB, NBA + NaI matrix): *m/z* calcd for  $\text{C}_{33}\text{H}_{57}\text{N}_5\text{O}_{12}\text{Na}$ : 738.3901 [*M*+Na] $^+$ ; found: 738.3908 [*M*+Na] $^+$ .

(**3**,**5**,**S**,**6**,**S**,**2**,**S**,**4**,**S**,**5**,**R**)-(-)-**4**-(*tert*-Butoxycarbonyl)-5-(*O*<sup>1</sup>-*tert*-butyl-L-valinyl-L-alanyl)carbonyl-6-[1'-[*N,N*-di(*tert*-butoxycarbonyl)guanidino]-2'-hydroxy-4',5':-*O*-isopropylidenehexane-7-yl]-3-methyl-2-piperazinone (**48**): 10% Pd/C (54.4 mg, 51.1 μmol) and ammonium formate (34.3 mg, 544 μmol) were added to a solution of **46** (38.9 mg, 54.4 μmol) in MeOH (1.09 mL) under Ar at RT. After stirring for 2 h, the reaction mixture was filtered through a Celite pad, and the pad was washed with MeOH. The solvent was removed and the residue was dissolved in CHCl<sub>3</sub> (30 mL), washed with a saturated aqueous solution of NaHCO<sub>3</sub> (10 mL), dried over Na<sub>2</sub>SO<sub>4</sub>, filtered, and evaporated under reduced pressure to afford crude amine, which was used in the next reaction without further purification. The crude amine was dissolved in CH<sub>3</sub>CN (1.09 mL) and then added **47** (25.3 mg, 81.6 μmol) and *i*PrNEt (14.2 μL, 81.6 μmol) were added at RT. After stirring for 60 min, the solution was evaporated under reduced pressure. Purification by flash chromatography on silica gel (CHCl<sub>3</sub>/MeOH=100:1) gave **48** as a colorless amorphous solid (28.9 g,

57% for 2 steps).  $R_f$  = 0.32 (silica gel,  $\text{CHCl}_3/\text{MeOH}$  = 10:1);  $[\alpha]_D^{25} = -25.6$  ( $c$  = 1.00,  $\text{CHCl}_3$ )  $^1\text{H}$  NMR (300 MHz,  $\text{CD}_2\text{Cl}_2$ ):  $\delta$  = 11.48 (s, 1H; 1'-NH-C[ $\text{NHCO-OC}(\text{CH}_3)_3$ ][ $\text{NCO-OC}(\text{CH}_3)_3$ ]), 8.64 (t,  $J$  = 5.5 Hz, 1H; 1'-NH-C[ $\text{NHCO-OC}(\text{CH}_3)_3$ ][ $\text{NCO-OC}(\text{CH}_3)_3$ ]), 7.00 (brs, 1H; 1-H), 6.81 (d,  $J$  = 8.0 Hz, 1H; 2'-NH), 6.57 (brs, 1H; 2''-NH), 5.02–4.86 (brs, 1H; 5-H), 4.71 (brs, 1H; 2'-H), 4.60–4.46 (brm, 1H; 3-H), 4.40 (m, 1H; 2''-H), 4.31 (m, 1H; 2'-H), 4.05 (ddd,  $J$  = 3.0, 5.8, 9.2 Hz, 1H; 4'-H), 3.88 (m, 1H; 5'-H), 3.66 (m, 1H; 6-H), 3.61 (ddd,  $J$  = 2.5, 6.0, 13.8 Hz, 1H; 1'- $H_2$ ), 3.34 (ddd,  $J$  = 5.0, 7.2, 13.8 Hz, 1H; 1'- $H_2$ ), 2.15 (m, 1H; 3'''-H), 1.72–1.48 (complex m, 4H; 3'- $H_2$ , 7'- $H_2$ , 7''- $H_2$ ), 1.51 (s, 9H; 1'-NH-C[ $\text{NHCO-OC}(\text{CH}_3)_3$ ][ $\text{NCO-OC}(\text{CH}_3)_3$ ]), 1.45 (s, 18H; 1'-NH-C[ $\text{NHCO-OC}(\text{CH}_3)_3$ ][ $\text{NCO-OC}(\text{CH}_3)_3$ ]), 4- $\text{CO-OC}(\text{CH}_3)_3$ ), 1.42 (d,  $J$  = 7.0 Hz, 3H; 3- $\text{CH}_3$ ), 1.40 (s, 9H; 1'''- $\text{OC}(\text{CH}_3)_3$ ), 1.31 (s, 6H; 4',5'- $O$ -iPr), 1.28 (d,  $J$  = 7.0 Hz, 3H; 3''- $\text{CH}_3$ ), 0.92 (d,  $J$  = 7.0 Hz, 3H; 3'''- $(\text{CH}_3)_2$ ), 0.89 ppm (d,  $J$  = 7.0 Hz, 3H; 3'''- $(\text{CH}_3)_2$ ).  $^{13}\text{C}$  NMR (67.5 MHz,  $\text{CD}_2\text{Cl}_2$ ):  $\delta$  = 171.7, 170.9, 170.0, 168.4, 163.0, 157.3, 154.4, 153.0, 107.9, 83.3, 81.9, 81.8, 81.6, 79.1, 77.0, 74.7, 69.1, 57.7, 52.8, 52.2, 48.5, 47.8, 35.0, 31.3, 29.7, 28.3, 28.1 (3C), 28.0 (3C), 27.8 (3C), 27.8 (3C), 26.9, 25.6, 18.9, 18.2, 18.0, 17.5 ppm; IR (NaCl):  $\tilde{\nu}$  = 3329 (-NH), 3298 (-OH), 1726 (C = N, guanidyl), 1726 (C = O, ester), 1664 (C = O, urethane), 1654 (C = O, amide), 1620, 1568, 1369, 1327, 1157, 1142, 1055, 877, 849, 810  $\text{cm}^{-1}$ ; HRMS (FAB, NBA matrix):  $m/z$  calcd for  $\text{C}_{46}\text{H}_{72}\text{N}_8\text{O}_{14}$ : 928.5607  $[M+H]$ ; found: 928.5644  $[M+H]^+$ .

(3*S*,5*S*,6*S*,2*S*,3*R*,4*R*)-(-)-6-{1'-[*N*,3'-Di-(*tert*-butoxycarbonyl)-2''-imino-imidazolidin-4''-yl]-2',3'-*O*-isopropylidenehexan-5'-yl]-4-(*tert*-butoxycarbonyl)-5-(*O*<sup>1</sup>-*tert*-butyl-L-valinyl-L-alanyl)carbonyl-3-methyl-2-piperazinone (**50**): Pyridine (4.90  $\mu\text{L}$ , 60.3  $\mu\text{mol}$ ), methanesulfonic anhydride (34.0 mg, 0.197 mmol), and DMAP (one crystal) were added to a solution of **48** (5.6 mg, 6.03  $\mu\text{mol}$ ) in  $\text{CH}_2\text{Cl}_2$  (0.603 mL) at 0°C under argon. After stirring for 30 min, the reaction mixture was quenched with a saturated aqueous solution of  $\text{NH}_4\text{Cl}$  (2.0 mL). Then the mixture was extracted with  $\text{CHCl}_3$  (5 mL  $\times$  3). The combined organic extracts were washed with a saturated aqueous solution of  $\text{NH}_4\text{Cl}$  (5.0 mL), a saturated aqueous solution of  $\text{NaHCO}_3$  (5.0 mL), and brine (5.0 mL), dried over  $\text{Na}_2\text{SO}_4$ , filtered, and evaporated under reduced pressure to give the crude product, which was used in the next reaction without further purification. The crude mesylate was dissolved in MeCN (603  $\mu\text{L}$ ), DIPEA (2.60  $\mu\text{L}$ ) was added, and the mixture was heated to 65°C and stirred for 4 h. The reaction mixture was then cooled to RT and concentrated to afford the crude material, which was purified by preparative TLC ( $\text{CHCl}_3/\text{MeOH}$  = 10:1) to give **50** as a colorless amorphous solid (4.5 mg, 82% for 2 steps).

**Alternative method:** PPh<sub>3</sub> (14.8 mg, 56.4 μmol), imidazole (4.82 mg, 70.5 μmol), and I<sub>2</sub> (6.3 mg, 49.4 μmol) were added to a solution of **48** (13.1 mg, 14.1 μmol) in CH<sub>2</sub>Cl<sub>2</sub> (0.282 mL) 0°C. After stirring for 60 min at 0°C, the reaction mixture was warmed to RT and stirred for further 2 h. Then the reaction mixture was diluted with CHCl<sub>3</sub> (5.0 mL). The mixture was washed with a saturated aqueous solution of NH<sub>4</sub>Cl (3.0 mL) and brine (3.0 mL), dried over Na<sub>2</sub>SO<sub>4</sub>, filtered, and evaporated under reduced pressure. Purification by flash column chromatography (CHCl<sub>3</sub>/MeOH = 90:1) gave **50** as an amorphous solid (11.3 mg, 88%). *R*<sub>f</sub> = 0.32 (silica gel, CHCl<sub>3</sub>/MeOH = 10:1); [α]<sub>D</sub><sup>20</sup> = −27.4 (*c* = 0.75, CHCl<sub>3</sub>); <sup>1</sup>H NMR (300 MHz, CD<sub>2</sub>Cl<sub>2</sub>): δ = 6.90 (brd, *J* = 7.3 Hz, 1H; 2''''-NH), 6.54 (brd, *J* = 8.6 Hz, 1H; 2''''-NH), 6.20 (brs, 1H; 1-H), 4.69 (brs, 1H; 5-H), 4.43 (dq, *J* = 6.8, 7.3 Hz, 1H; 2'''-H), 4.42 (q, *J* = 6.8 Hz, 1H; 3-H), 4.38 (m, 1H; 4'-H), 4.35 (dd, *J* = 4.2, 8.6 Hz, 1H; 2'''-H), 4.15–4.03 (complex m, 2H; 2'-H, 3'-H), 3.74 (dd, *J* = 8.5, 10.5 Hz, 1H; 5'-H<sub>2</sub>), 3.66 (ddd, *J* = 4.5, 5.5, 8.2 Hz, 1H; 6-H), 3.50 (dd, *J* = 3.5, 10.5 Hz, 1H; 5''-H), 2.15 (ddq, *J* = 6.5, 6.5, 8.6 Hz, 1H; 3'''-H), 1.86 (m, 1H; 1'-H<sub>2</sub>), 1.95–1.85 (complex m, 2H; 5'-H<sub>2</sub>), 1.72–1.48 (complex m, 3H; 1'-H<sub>2</sub>, 4'-H<sub>2</sub>), 1.52 (s, 9H; 2''-N-CO-O-C(CH<sub>3</sub>)<sub>3</sub>), 1.48 (s, 9H; 3''-CO-O-C(CH<sub>3</sub>)<sub>3</sub>), 1.47 (s, 9H; 1'''-O-C(CH<sub>3</sub>)<sub>3</sub>), 1.42 (d, *J* = 7.3 Hz, 3H; 3-CH<sub>3</sub>), 1.42 (s, 9H; 4-CO-O-C(CH<sub>3</sub>)<sub>3</sub>), 1.41 (s, 3H; 2',3'-O-*i*Pr), 1.30 (d, *J* = 7.3 Hz, 3H; 3'''-H<sub>2</sub>), 1.29 (s, 3H; 2',3'-O-*i*Pr), 0.92 (d, *J* = 6.5 Hz, 3H; 3'''-(CH<sub>3</sub>)<sub>2</sub>), 0.90 ppm (d, *J* = 6.5 Hz, 3H; 3'''-(CH<sub>3</sub>)<sub>2</sub>); <sup>13</sup>C NMR (75.0 MHz, CD<sub>2</sub>Cl<sub>2</sub>): δ = 171.5 (C-1'''), 170.8 (C-1'''), 169.8 (C-2), 168.5 (1C, 5-CO-NH-), 155.7 (C-2''), 154.9 (1C, 4-CO-O-C(CH<sub>3</sub>)<sub>3</sub>), 152.5 (1C, N-CO-O-C(CH<sub>3</sub>)<sub>3</sub>), 152.0 (1C, 3''-CO-O-C(CH<sub>3</sub>)<sub>3</sub>), 108.5 (1C, 2',3'-O-*i*Pr), 83.0 (1C, 2''-N-CO-O-C(CH<sub>3</sub>)<sub>3</sub>), 82.0 (1C, 1'''-O-C(CH<sub>3</sub>)<sub>3</sub>), 82.0 (1C, 3''-CO-O-C(CH<sub>3</sub>)<sub>3</sub>), 82.0 (1C, 4-CO-O-C(CH<sub>3</sub>)<sub>3</sub>), 77.0 (C-3'), 73.6 (C-2'), 57.8 (C-2'''), 54.3 (C-4''), 54.2 (C-

53.4 (C-6), 53.2 (C-5), 52.3 (C-3), 48.8 (C-2'''), 33.5 (C-1'), 31.4 (C-3'''), 29.9, 27.1 (each 1 C, 2', 3'-O-*i*Pr), 28.4 (C-5'), 28.3 (C-4'), 28.1 (3 C, 2''-N-CO-O-C(CH<sub>3</sub>)<sub>3</sub>), 28.1 (3 C, 4-CO-O-C(CH<sub>3</sub>)<sub>3</sub>), 28.0 (3 C, 3''-CO-O-C(CH<sub>3</sub>)<sub>3</sub>), 27.9 (3 C, 1''''-O-C(CH<sub>3</sub>)<sub>3</sub>), 18.9 (1 C, 3''''-(CH<sub>3</sub>)<sub>2</sub>), 18.0 (C-3'''), 17.9 (1 C, 3-CH<sub>3</sub>), 17.6 ppm (1 C, 3''''-(CH<sub>3</sub>)<sub>2</sub>); IR (NaCl):  $\tilde{\nu}$  = 3319 (-OH; -NH), 1761 (C=N, guanidyl), 1732 (C=O, carboxylic acid), 1668 (C=O, amide), 1608 (C=O, amide), 1531, 1379, 1369, 1317, 1254, 1146, 999, 849, 769 cm<sup>-1</sup>; HRMS (FAB, NBA matrix):  $m/z$  calcd for C<sub>44</sub>H<sub>76</sub>N<sub>7</sub>O<sub>13</sub>: 910.5501 [M+H]<sup>+</sup>; found: 910.5538 [M+H]<sup>+</sup>.

**(3S,5S,6S,2'S,3'R,4'R)-(-)-5-(L-Valinyl-L-alanyl)carbonyl-6-[2',3'-dihydroxy-1'-(1''-carbamoyl-2''-iminoimidazolidinyl)heptan-5'-yl]-3-methyl-2-piperazinone ((3'R)-4):** *p*-Methoxyphenyl isocyanate (2.21  $\mu$ L, 16.9  $\mu$ mol) was added to a solution of **50** (13.1 mg, 14.1  $\mu$ mol) in PhH (0.470 mL) at RT under argon. After stirring for 10 min, the reaction mixture was quenched with a saturated aqueous solution of NH<sub>4</sub>Cl (1.0 mL). Then the mixture was extracted with CHCl<sub>3</sub> (5.0 mL  $\times$  3). The combined organic extracts were dried over Na<sub>2</sub>SO<sub>4</sub>, filtered, and evaporated under reduced pressure to give the crude product, which was used in the next reaction without further purification. Cerium(IV) ammonium nitrate (15.8 mg, 28.2  $\mu$ mol) was added to a solution of the crude material in CH<sub>3</sub>CN/H<sub>2</sub>O (1:1; 470  $\mu$ L) at 0°C. After stirring for 2.5 h, the reaction mixture was diluted with CHCl<sub>3</sub> (6.0 mL) and a saturated aqueous solution of NaHCO<sub>3</sub> (3.0 mL). The mixture was extracted with CHCl<sub>3</sub> (10 mL  $\times$  3), the combined organic extracts were dried over Na<sub>2</sub>SO<sub>4</sub>, filtered, and evaporated under reduced pressure to give the crude product, which was used in the next reaction without further purification. The crude material was dissolved in TFA/H<sub>2</sub>O (3:1) (470  $\mu$ L) and the reaction mixture was stirred for 5 h at RT. The reaction mixture was then concentrated and purified by preparative HPLC (Develosil C30 UG-5, 20  $\phi$   $\times$  250 mm, 15% MeOH in H<sub>2</sub>O/with 0.1% TFA, 8.0 mL min<sup>-1</sup>, UV at 210 nm) to give (3'R)-**4** as a colorless oil (7.3 mg, 60% for 3 steps).  $t_R$  = 9.71 min (Analytical HPLC, Develosil C30 UG-5, 4.6  $\phi$   $\times$  250 mm, 0.1% TFA/15% MeOH/H<sub>2</sub>O, 1.0 mL min<sup>-1</sup>, 210 nm); [ $\alpha$ ]<sub>D</sub><sup>25</sup> = -25.7,  $\approx$  -13.8 ( $c$  = 0.10, MeOH), [ $\alpha$ ]<sub>D</sub><sup>20</sup> = -10.7 ( $c$  = 0.10, 1% TFA in MeOH) (natural: [ $\alpha$ ]<sub>D</sub><sup>26</sup> = -7.8 ( $c$  = 0.10, MeOH)); <sup>1</sup>H NMR (400 MHz, D<sub>2</sub>O with TFA):  $\delta$  = 4.52 (d,  $J$  = 4.5 Hz, 1H; 5-H), 4.44 (q,  $J$  = 7.2 Hz, 1H; 2''-H), 4.25 (dddd,  $J$  = 5.8, 5.8, 6.0, 8.4 Hz, 1H; 4''-H), 4.21 (dd,  $J$  = 8.4, 8.4 Hz, 1H; 5''-H<sub>2</sub>), 4.10 (q,  $J$  = 7.2 Hz, 1H; 3-H), 4.08 (d,  $J$  = 6.0 Hz, 1H; 2''''-H), 3.99 (ddd,  $J$  = 2.5, 4.5, 11.2 Hz, 1H; 6-H), 3.78 (dd,  $J$  = 5.8, 8.4 Hz, 1H; 5''-H<sub>2</sub>), 3.61 (ddd,  $J$  = 2.1, 5.8, 10.0 Hz, 1H; 2'-H), 3.48 (ddd,  $J$  = 3.0, 5.8, 10.0 Hz, 3'-H), 2.12 (dsep,  $J$  = 6.0, 6.8 Hz, 1H; 3'''-H), 1.92 (ddd,  $J$  = 2.1, 6.0, 14.0 Hz, 1H; 1'-H<sub>2</sub>), 1.75 (ddd,  $J$  = 5.8, 10.0, 14.0 Hz, 1H; 1'-H<sub>2</sub>), 1.74 (m, 1H; 4'-H<sub>2</sub>), 1.70 (m, 1H; 5'-H<sub>2</sub>), 1.59 (m, 1H; 5'-H<sub>2</sub>), 1.58 (q,  $J$  = 7.2 Hz, 3H; 3-CH<sub>3</sub>), 1.43 (m, 1H; 4'-H<sub>2</sub>), 1.38 (d,  $J$  = 7.2 Hz, 3H; 3'''-H<sub>3</sub>), 0.92 ppm (d,  $J$  = 6.8 Hz, 6H; 3'''-(CH<sub>3</sub>)<sub>2</sub>); <sup>13</sup>C NMR (100 MHz, D<sub>2</sub>O with TFA), reference (0 and 200 ppm):  $\delta$  = 177.8 (C-1'''), 177.1 (C-1''), 170.8 (C-2), 167.5 (1 C, 5-CO-NH), 159.0 (C-2''), 158.4 (1 C, 1''-CO-NH<sub>2</sub>), 76.7 (C-3'), 74.2 (C-2'), 61.4 (C-2'''), 59.7 (C-5), 54.8 (C-3), 54.0 (C-4'), 53.4 (C-6), 53.1 (C-5'), 52.1 (C-2'''), 38.7 (C-1'), 32.3 (C-3'''), 30.4 (C-5'), 30.1 (C-4'), 20.9 (1 C, 3'''-(CH<sub>3</sub>)<sub>2</sub>), 20.1 (1 C, 3'''-(CH<sub>3</sub>)<sub>2</sub>), 19.2 (C-3'''), 16.5 ppm (1 C, 3-CH<sub>3</sub>); IR (KBr):  $\tilde{\nu}$  = 3427 (-OH), 3217 (-NH), 1730 (C=O, carboxylic acid), 1672 (C=O, amide), 1562, 1427, 1201, 1138, 841, 800, 723 cm<sup>-1</sup>; HRMS (FAB, NBA matrix):  $m/z$  calcd for C<sub>23</sub>H<sub>41</sub>N<sub>8</sub>O<sub>8</sub>: 557.3047 [M+H]<sup>+</sup>; found: 557.3036 [M+H]<sup>+</sup>; see the Supporting Information for the NMR spectra.

**Compound (3'S)-4:** See the Supporting Information for details.

**(2S,3S,6R,7S)-(+)-Ethyl-2,3-bis(tert-butoxycarbonylamino)-9-(tert-butyl-diphenylsiloxy)-6,7-O-isopropylidenenonanate (84):** 10% Pd/C (146 mg, 137  $\mu$ mol) was added to a solution of **43** (156 mg, 274  $\mu$ mol) in EtOAc (5.48 mL) under H<sub>2</sub> at RT. After stirring for 1 h, the reaction solution was filtered through a Celite pad to remove the catalyst, and the pad was washed with EtOAc. The solvent was removed to give crude diamine compound, which was used in the next reaction without further purification. The crude diamine was dissolved in EtOAc (5.48 mL), and then Boc<sub>2</sub>O (598 mg, 2.74 mmol) was added, and the mixture was heated to 60°C with stirring. After 45 min, the reaction solution was cooled to RT and diluted with EtOAc (50 mL). The mixture was washed with brine (10 mL), dried over Na<sub>2</sub>SO<sub>4</sub>, filtered, and evaporated under reduced pressure. Purification by flash chromatography on silica gel (hexane/EtOAc =

10:1) gave **84** as a colorless oil (185 mg, 91% in 2 steps).  $R_f$  = 0.55 (silica gel, hexane/EtOAc = 2:1); [ $\alpha$ ]<sub>D</sub><sup>27</sup> = +1.29 ( $c$  = 0.75, CHCl<sub>3</sub>); <sup>1</sup>H NMR (270 MHz, CD<sub>2</sub>Cl<sub>2</sub>):  $\delta$  = 7.70–7.61 (complex m, 4H; 9-O-Si(Ph)<sub>2</sub>C(CH<sub>3</sub>)<sub>3</sub>), 7.47–7.34 (complex m, 6H; 9-O-Si(Ph)<sub>2</sub>C(CH<sub>3</sub>)<sub>3</sub>), 5.37 (m, 1H; 2-NH), 4.77 (brd,  $J$  = 7.9 Hz, 1H; 3-NH), 4.44–4.27 (brm, 1H; 2-H), 4.27 (m, 1H; 7-H), 4.20 (q,  $J$  = 6.9 Hz, 2H; 1-OCH<sub>2</sub>CH<sub>3</sub>), 3.99–3.88 (brm, 1H; 3-H), 3.98 (dd,  $J$  = 5.9, 12.5 Hz, 1H; 6-H), 3.80 (t,  $J$  = 5.6 Hz, 2H; 9-H<sub>2</sub>), 1.82–1.61 (complex m, 3H; 4-H<sub>2</sub>, 8-H<sub>2</sub>), 1.59–1.32 (complex m, 3H; 5-H<sub>2</sub>, 8-H<sub>2</sub>), 1.44 (s, 9H; 3-CO-OC(CH<sub>3</sub>)<sub>3</sub>), 1.43 (s, 9H; 2-CO-OC(CH<sub>3</sub>)<sub>3</sub>), 1.34 (s, 3H; 6,7-O-*i*Pr), 1.29 (s, 3H; 6,7-O-*i*Pr), 1.26 (t,  $J$  = 6.9 Hz, 3H; 1-OCH<sub>2</sub>CH<sub>3</sub>), 1.04 ppm (s, 9H; 9-O-Si(Ph)<sub>2</sub>C(CH<sub>3</sub>)<sub>3</sub>); <sup>13</sup>C NMR (67.5 MHz, CD<sub>2</sub>Cl<sub>2</sub>):  $\delta$  = 170.9, 155.8, 155.5, 135.6 (2 C), 135.6 (2 C), 134.0, 133.9, 129.7 (2 C), 127.7 (4 C), 107.8, 79.9, 79.5, 77.8, 74.6, 74.4, 61.6, 61.2, 60.3, 57.2, 32.7, 28.5, 28.2 (3 C), 28.1 (3 C), 27.0, 26.7 (3 C), 25.8, 20.9, 19.1, 14.1 ppm; IR (NaCl):  $\tilde{\nu}$  = 3365 (-NH), 1741 (C=O, ester), 1707 (C=O, urethane), 1512, 1367, 1248, 1219, 1169, 1111, 1086, 1022, 868, 823, 756, 704 cm<sup>-1</sup>; HRMS (FAB, NBA matrix):  $m/z$  calcd for C<sub>40</sub>H<sub>62</sub>N<sub>2</sub>O<sub>9</sub>SiNa: 765.4122 [M+Na]<sup>+</sup>; found: 765.4144 [M+Na]<sup>+</sup>.

**(2S,3S,6R,7S)-(-)-(O<sup>1</sup>-tert-Butyl-L-valinyl-L-alanyl)-2,3-bis(tert-butoxycarbonylamino)-9-(tert-butyl-diphenylsiloxy)-6,7-O-isopropylidenenonanate (51):** Lithium hydroxide monohydrate (105 mg, 2.50 mmol) was added to a solution of **84** (185 mg, 250  $\mu$ mol) in MeOH/THF/H<sub>2</sub>O (2:2:1; 4.99 mL) at RT. After stirring for 30 min, a saturated aqueous solution of NH<sub>4</sub>Cl (5.0 mL) was added to the reaction mixture and then it was extracted with CHCl<sub>3</sub> (10 mL  $\times$  3). The combined organic extracts were washed with brine (10 mL), dried over Na<sub>2</sub>SO<sub>4</sub>, filtered, and evaporated under reduced pressure to give the crude product, which was used in the next reaction without further purification. The residue was dissolved in CH<sub>2</sub>Cl<sub>2</sub> (4.99 mL) and then **19** (91.4 mg, 374  $\mu$ mol), ADIPEA (69.4  $\mu$ L, 399  $\mu$ mol), and PyBOP (208 mg, 399  $\mu$ mol) were added at RT under Ar. After stirring for 3 h, the reaction was then quenched with a saturated aqueous solution of NH<sub>4</sub>Cl (5.0 mL). The organic layer was separated and aqueous layer was extracted with CHCl<sub>3</sub> (10 mL  $\times$  2). The combined organic extracts were washed with a saturated aqueous solution of NaHCO<sub>3</sub> (10 mL), dried over Na<sub>2</sub>SO<sub>4</sub>, filtered, and evaporated under reduced pressure. Purification by flash chromatography on silica gel (hexane/EtOAc = 4:1) gave **51** as a colorless solid (210 mg, 89% for 2 steps).  $R_f$  = 0.61 (silica gel, hexane/EtOAc = 1:1); mp. 133–137°C (CHCl<sub>3</sub>); [ $\alpha$ ]<sub>D</sub><sup>26</sup> = -22.3 ( $c$  = 1.00, CHCl<sub>3</sub>); <sup>1</sup>H NMR (270 MHz, CDCl<sub>3</sub>):  $\delta$  = 7.70–7.63 (complex m, 4H; 9-O-Si(Ph)<sub>2</sub>C(CH<sub>3</sub>)<sub>3</sub>), 7.46–7.32 (complex m, 6H; 9-O-Si(Ph)<sub>2</sub>C(CH<sub>3</sub>)<sub>3</sub>), 7.17 (m, 1H; 2'-NH), 6.62 (brd,  $J$  = 8.6 Hz, 1H; 2''-NH), 5.70 (brd,  $J$  = 5.9 Hz, 1H; 2-NH), 5.39 (brd,  $J$  = 7.9 Hz, 1H; 3-NH), 4.40 (dd,  $J$  = 4.6, 8.9 Hz, 1H; 2''-H), 4.37 (m, 1H; 2'-H), 4.27 (m, 1H; 2-H), 4.25 (apparent t,  $J$  = 5.9 Hz, 1H; 7-H), 3.97 (dd,  $J$  = 5.6, 12.9 Hz, 1H; 6-H), 3.86–3.77 (brm, 1H; 3-H), 3.80 (t,  $J$  = 6.3 Hz, 2H; 9-H<sub>2</sub>), 2.15 (m, 1H; 3''-H), 1.82 (m, 1H; 8-H<sub>2</sub>), 1.71–1.58 (complex m, 3H; 5-H<sub>2</sub>, 8-H<sub>2</sub>), 1.52–1.40 (complex m, 2H; 4-H<sub>2</sub>), 1.46 (s, 9H; 3-CO-OC(CH<sub>3</sub>)<sub>3</sub>), 1.44 (s, 9H; 2-CO-OC(CH<sub>3</sub>)<sub>3</sub>), 1.43 (s, 9H; 1''-OC(CH<sub>3</sub>)<sub>3</sub>), 1.39 (d,  $J$  = 7.6 Hz, 3H; 3'-H<sub>3</sub>), 1.35 (s, 3H; 6,7-O-*i*Pr), 1.29 (s, 3H; 6,7-O-*i*Pr), 1.04 (s, 9H; 9-O-Si(Ph)<sub>2</sub>C(CH<sub>3</sub>)<sub>3</sub>), 0.91 (d,  $J$  = 6.6 Hz, 3H; 3''-(CH<sub>3</sub>)<sub>2</sub>), 0.88 ppm (d,  $J$  = 6.9 Hz, 3H; 3'''-(CH<sub>3</sub>)<sub>2</sub>); <sup>13</sup>C NMR (67.5 MHz, CDCl<sub>3</sub>):  $\delta$  = 171.5, 170.8, 170.4, 156.4, 155.7, 135.4 (2 C), 135.3 (2 C), 133.6, 133.5, 129.4, 129.4, 127.5 (2 C), 127.4 (2 C), 107.4, 81.7, 80.0, 79.4, 77.6, 74.2, 60.8, 60.2, 57.3, 53.6, 49.2, 32.6, 31.2, 29.3, 28.4, 28.4 (3 C), 28.2 (3 C), 27.9 (3 C), 26.9, 26.7 (3 C), 25.7, 19.0, 18.8, 17.7, 17.5 ppm; IR (NaCl):  $\tilde{\nu}$  = 3329 (-NH), 1720 (C=O, ester), 1691 (C=O, urethane), 1643 (C=O, amide), 1523, 1454, 1392, 1367, 1248, 1221, 1169, 1113, 1088, 872, 823, 702 cm<sup>-1</sup>; HRMS (FAB, NBA matrix):  $m/z$  calcd for C<sub>50</sub>H<sub>81</sub>N<sub>4</sub>O<sub>11</sub>Si: 941.5671 [M+H]<sup>+</sup>; found: 941.5662 [M+H]<sup>+</sup>.

**(2S,3S,6R,7S,4'R)-(-)-(L-Valinyl-L-alanyl)-2,3-diamino-8-(1'-carbamoyl-2'-iminoimidazolidin-4'-yl)-6,7-dihydroxy-octanate (2):**  $t_R$  = 16.8 min (Analytical HPLC, Develosil C30 UG-5, 4.6  $\phi$   $\times$  250 mm, 0.1% TFA/10% MeOH/H<sub>2</sub>O, 1.0 mL min<sup>-1</sup>, 210 nm); [ $\alpha$ ]<sub>D</sub><sup>28</sup> = +8.5 ( $c$  = 0.10, 1% TFA in MeOH), [natural: [ $\alpha$ ]<sub>D</sub><sup>27</sup> = +13.7 ( $c$  = 0.10, 1% TFA in MeOH)]; <sup>1</sup>H NMR (400 MHz, 1% TFA in D<sub>2</sub>O):  $\delta$  = 4.41 (q,  $J$  = 7.3 Hz, 1H; 2''-H), 4.26 (d,  $J$  = 3.5 Hz, 1H; 2-H), 4.19 (dddd,  $J$  = 5.9, 6.0, 6.0, 8.9 Hz, 1H; 4'-H), 4.16 (dd,  $J$  = 8.9, 14.5 Hz, 1H; 5'-H<sub>2</sub>), 4.12 (d,  $J$  = 5.9 Hz, 1H; 2''''-H), 3.78 (ddd,  $J$  = 3.5, 5.2, 8.6 Hz, 1H; 3-H), 3.72 (dd,  $J$  = 6.0, 14.5 Hz, 1H; 5'-H<sub>2</sub>), 3.56 (ddd,  $J$  = 2.2, 6.0, 10.0 Hz, 1H; 7-H), 3.46 (ddd,  $J$  = 2.0, 5.5, 9.5 Hz,

1 H; 6-H), 2.11 (dsep,  $J=5.9$ , 6.9 Hz, 1 H; 3''-H), 1.98 (dddd,  $J=4.5$ , 5.2, 10.0, 14.5 Hz, 1 H; 4-H<sub>2</sub>), 1.87 (ddd,  $J=2.2$ , 5.9, 14.0 Hz, 1 H; 8-H<sub>2</sub>), 1.76 (ddt,  $J=5.0$ , 8.6, 14.5 Hz, 1 H; 4-H<sub>2</sub>), 1.72 (dddd,  $J=2.0$ , 5.0, 10.0, 14.5 Hz, 1 H; 5-H<sub>2</sub>), 1.71 (ddd,  $J=6.0$ , 10.2, 14.0 Hz, 1 H; 8-H<sub>2</sub>), 1.44 (ddt,  $J=4.5$ , 9.5, 14.5 Hz, 1 H; 5-H<sub>2</sub>), 1.35 (d,  $J=7.3$  Hz, 3''-H<sub>3</sub>), 0.89 ppm (d,  $J=6.9$  Hz, 6 H; 3'''-(CH<sub>3</sub>)<sub>2</sub>); <sup>13</sup>C NMR (100 MHz, 1% TFA in D<sub>2</sub>O):  $\delta$  = 177.7 (C-1''), 177.3 (C-1'), 167.9 (C-1), 159.0 (C-2'), 158.4 (1 C, 1'-CO-NH<sub>2</sub>), 76.2 (C-6), 74.3 (C-7), 61.5 (C-2''), 56.2 (C-2), 54.7 (C-3), 54.0 (C-4'), 53.1 (C-5'), 52.5 (C-2''), 38.8 (C-8), 32.3 (C-3'''), 29.8 (C-5), 28.5 (C-4), 20.9 (1 C, 3'''-(CH<sub>3</sub>)<sub>2</sub>), 20.0 (1 C, 3'''-(CH<sub>3</sub>)<sub>2</sub>), 19.3 ppm (C-3''); IR (KBr):  $\tilde{\nu}$  = 3365 (-OH, -NH), 1734 (C=N, guanidyl), 1732 (C=O, carboxylic acid), 1672 (C=O, amide), 1608 (C=O, amide), 1531, 1379, 1369, 1317, 1254, 1146, 999, 849, 769 cm<sup>-1</sup>; HRMS (FAB, NBA matrix):  $m/z$  calcd for C<sub>20</sub>H<sub>39</sub>N<sub>8</sub>O<sub>7</sub>: 503.2942 [M+H]; found: 503.2944 [M+H]<sup>+</sup>; see the Supporting Information for detailed procedures, data (for intermediates) and NMR spectra for synthetic **2**.

## Acknowledgements

This work was supported by the Grant for the 21st Century COE Program, Ministry of Education Culture, Sports, Science and Technology (18790022). We also thank A. Nakagawa, C. Sakabe, N. Sato, and Y. Kawachi (all Kitasato University) for various instrumental analyses.

- [1] a) M. Iwatsuki, R. Uchida, H. Yoshijima, H. Ui, K. Shiomi, A. Matsumoto, Y. Takahashi, A. Abe, H. Tomoda, S. Ōmura, *J. Antibiot.* **2008**, *61*, 222–229; b) S. Ōmura, H. Tomoda, A. Abe, M. Iwatsuki, Y. Takahashi, PCT WO 2006/304843A1, **2006**; c) S. Ōmura, H. Tomoda, A. Abe, M. Iwatsuki, Y. Takahashi, PCT WO 2005/090384A1, **2005**.
- [2] R. G. Lington, M. Robertson, A. Gauthier, B. B. Finlay, R. V. Soest, R. J. Andersen, *Org. Lett.* **2002**, *4*, 4089–4092.
- [3] M. Iwatsuki, R. Uchida, H. Yoshijima, H. Ui, K. Shiomi, Y.-P. Kim, T. Hirose, T. Sunazuka, A. Abe, H. Tomoda, S. Ōmura, *J. Antibiot.* **2008**, *61*, 230–236.
- [4] A. Abe, U. Heczko, R. G. Hegele, B. B. Finlay, *J. Exp. Med.* **1998**, *118*, 1907–1916.
- [5] For a review, see: G. R. Cornelis, F. V. Gijsegem, *Annu. Rev. Microbiol.* **2000**, *54*, 735–774.
- [6] a) For a review, see: C. J. Hueck, *Microbiol. Mol. Biol. Rev.* **1998**, *62*, 379–433; b) K. M. Anna, N. Roland, U. Hanna, W. W. Hans, M. Eloffsson, *Chem. Biol.* **2003**, *10*, 241–249.
- [7] S. Ōmura, *Kekkaku* **2000**, *75*, 599–602.
- [8] S. Tsuchiya, T. Sunazuka, T. Hirose, R. Mori, T. Tanaka, M. Iwatsuki, S. Ōmura, *Org. Lett.* **2006**, *8*, 5577–5580.
- [9] There are no examples for the stereoselective preparation of 5,6-disubstituted piperazinones, and only two examples of the preparation of a racemate and mixture of diastereomers have been reported, see: a) M. Nyerges, A. Arany, I. Fejes, P. W. Groundwater, W. Zhang, D. Bendell, R. J. Anderson, L. Töke, *Tetrahedron* **2002**, *58*, 989–995; b) A. Viso, R. F. de la Pradilla, A. Flores, A. García, M. Tortosa, M. L. López-Rodríguez, *J. Org. Chem.* **2006**, *71*, 1142–1148.
- [10] NOE data are described in the Supporting Information (Figure S1).
- [11] a) H. C. Kolb, M. G. Finn, K. B. Sharpless, *Angew. Chem.* **2001**, *113*, 2056–2075; *Angew. Chem. Int. Ed.* **2001**, *40*, 2004–2021; b) Y. Luo, M. A. Blaskovich, G. A. Lajoie, *J. Org. Chem.* **1999**, *6*, 1587–1588; c) H. Han, J. Yoon, K. D. Janda, *J. Org. Chem.* **1998**, *63*, 2045–2048.
- [12] O. Cabon, D. Buisson, M. Larcheveque, R. Azerad, *Tetrahedron: Asymmetry* **1995**, *6*, 2211–2218.
- [13] a) A. Abdel-Magid, L. N. Pridegen, D. S. Eggleston, I. Lantos, *J. Am. Chem. Soc.* **1986**, *108*, 4595–4602; b) D. A. Evans, J. Bartoli, T. L. Shih, *J. Am. Chem. Soc.* **1981**, *103*, 2127–2129.
- [14] J. Farras, X. Ginesta, P. W. Sutton, J. Taltavull, F. Egelar, P. Romea, F. Urpi, J. Vilarrasa, *Tetrahedron* **2001**, *57*, 7665–7674.
- [15] The configurational integrity of both piperazinones was evaluated by detailed <sup>1</sup>H NMR spectroscopy; see the Supporting Information. (Figures S2 and S3)
- [16] a) C. Xiong, W. Wang, V. J. Hruby, *J. Org. Chem.* **2002**, *67*, 3514–3517; b) Y. G. Gololobov, I. N. Zhmurova, L. F. Kasukhin, *Tetrahedron* **1981**, *37*, 437–472.
- [17] See Figure S4 in the Supporting Information.
- [18] C. Bonini, L. Chiumminto, M. Pullez, G. Solladié, F. J. Colobert, *J. Org. Chem.* **2004**, *69*, 5015–5022.
- [19] The stereochemistry of the *anti*-diol unit was checked by NOE observation of compound **38**; see the Supporting Information. (Figure S5)
- [20] No other diastereomers were detected by <sup>1</sup>H NMR spectroscopy.
- [21] J. A. Marshall, B. G. Shearer, S. L. Crooks, *J. Org. Chem.* **1987**, *52*, 1236–1245.
- [22] S. P. Brown, M. P. Brochu, C. J. Sinz, D. W. C. MacMillan, *J. Am. Chem. Soc.* **2003**, *125*, 10808–10809.
- [23] The stereochemistry of the newly introduced hydroxy group was checked by mean of the modified Mosher's method; see the Supporting Information. (Scheme S1)
- [24] a) M. T. Reetz, K. Kessler, *J. Org. Chem.* **1985**, *50*, 5434–5436; b) H. Hagiwara, K. Kimura, H. Uda, *J. Chem. Soc. Perkin Trans. 1* **1992**, 693–700; c) C. Mukai, M. Miyakawa, M. Hanaoka, *J. Chem. Soc. Perkin Trans. 1* **1997**, 913–917.
- [25] The stereochemistry of the *syn*-diol unit was checked by NOE observation of a derivative from **42**; see the Supporting Information. (Scheme S2)
- [26] The azidolysis of Ns-aziridine in the real system gave the  $\alpha$ -azido adduct with exceptional regioselectivity (>20:1 =  $\alpha/\beta$ -N<sub>3</sub>) due to the steric hindrance of the isopropylidene acetal (the model system gave 3.7:1 =  $\alpha/\beta$ -N<sub>3</sub>).
- [27] a) Y. Kojima, T. Nakajima, T. Ashizawa, S. Kezuka, T. Ikeno, T. Yamada, *Chem. Lett.* **2004**, *33*, 614–615; b) Y. Kojima, T. Nakajima, T. Ikeno, T. Yamada, *Synthesis* **2004**, *12*, 1947–1950.
- [28] B. Drake, M. Patek, M. Lebl, *Synthesis* **1994**, *2*, 579–582.

Received: May 28, 2008  
Published online: July 24, 2008