

Synthesis of α -Difluoromethyl Aryl Ketones through a Photoredox Difluoromethylation of Enol Silanes

Elias Selmi-Higashi, Jinlei Zhang, Xacobe C. Cambeiro, and Stellios Arseniyadis*



Cite This: *Org. Lett.* 2021, 23, 4239–4243



Read Online

ACCESS |



Metrics & More

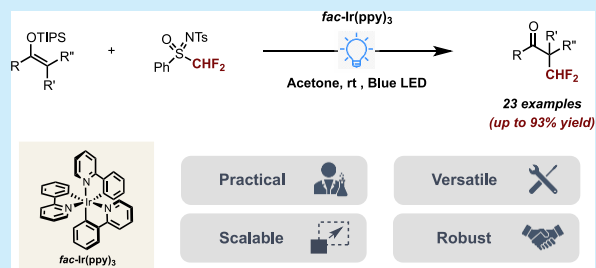


Article Recommendations



Supporting Information

ABSTRACT: We report here an efficient and highly straightforward access to α -difluoromethylated ketones through a visible light-mediated difluoromethylation of readily available enol silanes. The method, which takes advantage of the polyvalence of Hu's reagent, *N*-tosyl-*S*-difluoromethyl-*S*-phenylsulfoximine, used here as a CHF_2 radical precursor under catalytic photoredox conditions, is practical, scalable, and provides the corresponding α - CHF_2 ketones in good to excellent yields.



The incorporation of fluorine atoms in drugs has been shown to often improve their metabolic stability, enhance their lipophilicity, and increase their membrane permeability and bioavailability.¹ This observation has thus triggered a broad body of work focused on the development of new synthetic methods allowing a straightforward access to fluorinated drug analogues mainly through fluorination² and trifluoromethylation processes.³ The difluoromethyl group has recently attracted a revival of interest due to its ability to act as a weak hydrogen bond donor often compared to carbinols, thiols, amides, and hydroxamic acids.⁴ It is therefore not surprising that the CHF_2 motif has become prevalent in many pharmaceuticals and agrochemicals.⁵ Nonetheless, unlike the fluorination and trifluoromethylation reactions, which have been widely explored over the years, examples of efficient and reliable difluoromethylations are more sparse,⁶ particularly for the synthesis of α -difluoromethylated ketones.

Traditionally, difluoromethylated compounds are prepared using direct or indirect strategies through electrophilic,⁷ nucleophilic,⁸ or radical⁹ processes. Several effective difluoromethylating agents have been reported over the years such as the tosylsulfoximine **I** developed by Hu and co-workers,¹⁰ the sulfonium and sulfoxinium salts **II** and **III** developed by Shibata,^{11,12} the sulfonium salts **IV** and **V** developed by Shen¹³ and Liu,¹⁴ respectively, and TMSCHF_2 (**VI**), first reported by Hu (Figure 1),¹⁵ which have been successfully used on a variety of aromatic and heteroaromatic scaffolds. However, as mentioned previously, despite the various strategies that have been unveiled, the synthesis of α -difluoromethyl ketones has been much less explored and remains an important synthetic challenge.

In 2012, Mikami and co-workers developed a direct α -difluoromethylation of lithium enolates using fluoroform as an electrophilic difluoromethylating agent (Figure 1A).¹⁶ Although only one example of α - CHF_2 -substituted ketone

was described with a rather moderate yield of 36%, this was the first example ever reported in the literature.

A few years later, Paquin and co-workers reported a highly regioselective gold-catalyzed formal hydration of propargylic gem-difluorides affording a series of 3,3-difluoroketones in high yields, including two examples of α - CHF_2 -substituted ketones (Figure 1B).¹⁷ The method took advantage of the strong electron-withdrawing character of the fluorine atoms to direct the selectivity toward the desired carbonyl moiety.


More recently, Akita and co-workers reported a practical and more general approach to α - CHF_2 -substituted ketones through a catalytic photoredox keto-difluoromethylation of aromatic alkenes (Figure 1C).¹⁸ The method was applicable to a variety of aromatic and heteroaromatic alkenes and could be scaled up under continuous flow conditions.

Finally, Wang, Wu, and co-workers just reported a visible-light-promoted radical difluoromethylation of enol acetates using $[\text{Ph}_3\text{PCHF}_2]^+\text{Br}^-$ as a CHF_2 radical precursor (Figure 1D), affording the corresponding α - CHF_2 -substituted aryl ketones in moderate to good yields after 36 h.¹⁹

Our group has also been involved in the development of new strategies toward the synthesis of difluoromethylated compounds. In this context, we recently reported a general method for the synthesis of CHF_2 -containing lactones, lactams, glutaramides, succinimides, quinolinones, and Weinreb amides via a sequential C-selective electrophilic difluoromethylation/palladium-catalyzed decarboxylative protonation.²⁰ The meth-

Received: April 8, 2021

Published: May 24, 2021



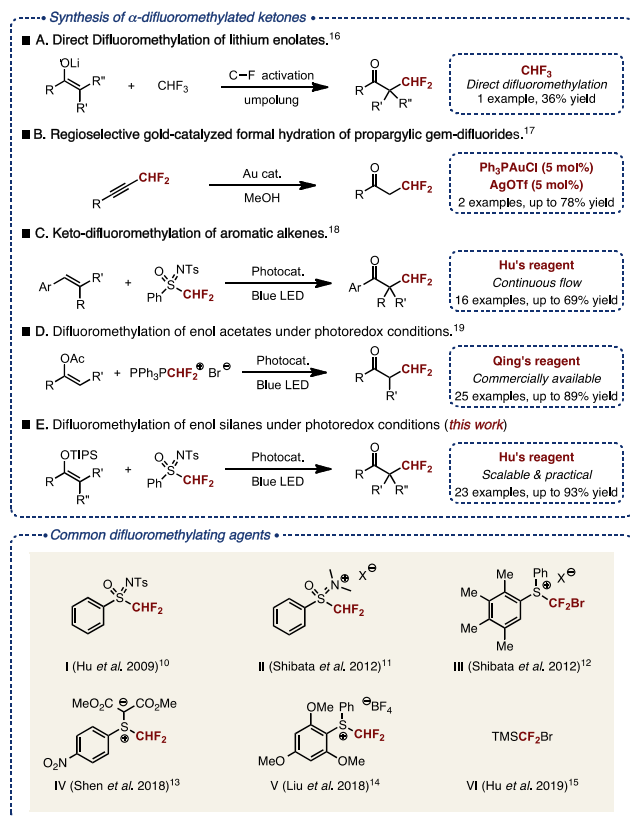


Figure 1. Strategies for the synthesis of α -difluoromethyl ketones.^{10–19}

od, which proved particularly effective, relied on the use of *N*-tosyl-*S*-difluoromethyl-*S*-phenylsulfoximine **I** as a difluorocarbene precursor. Interestingly, this reagent can also be used as a radical CHF_2 source when subjected to catalytic photoredox conditions as showcased by Akita and co-workers.^{18,21} This prompted us to explore a new route toward α - CHF_2 -substituted ketones through a key photochemical radical difluoromethylation of readily available enol silanes, which is very complementary to Wang and Wu's method (Figure 1E). We report here the results of our endeavor. To evaluate the feasibility of this photocatalytic difluoromethylation, we chose enol silane **1a** as a model substrate.²² The latter was prepared in one step and 92% yield starting from commercially available acetophenone (see Supporting Information (SI) for more details). In our initial screening, we evaluated two common metal-based photocatalysts, namely $\text{Ru}(\text{bpy})_3 \cdot 6\text{H}_2\text{O}$ (entry 1) and *fac*- $\text{Ir}(\text{ppy})_3$ (entry 2), as well as an organic photocatalyst, eosin Y (entry 3). The reactions were run in acetone at rt for 24 h under visible light irradiation (8 W blue LED, 460 nm), using a 2 mol % catalyst loading, 1.5 equiv of Hu's reagent **I**, and 2 equiv of H_2O . Interestingly, only *fac*- $\text{Ir}(\text{ppy})_3$ provided the desired α -difluoromethylated product **2a** (77%), which was not surprising considering the higher reduction power (E_{ox}^*) of *fac*- $\text{Ir}(\text{ppy})_3$ in its photoexcited state (-2.19 V vs SCE)²³ over all the other photocatalysts, allowing it to reduce the difluoromethylated sulfoximine **I** (-2.26 V vs Cp_2Fe in DMSO)¹⁸ to the corresponding CHF_2 radical. With this result in hand, we also screened various bases, as we believed they could potentially help promote the desilylation step, however, the use of DABCO (entry 4) completely inhibited the reaction, while the use of Na_2CO_3 (entry 5) and quinoline (entry 6)

Table 1. Systematic Study^a

Entry	Photocatalyst	I (equiv.)	Solvent	Base	Yield ^b
1	$[\text{Ru}(\text{bpy})_3]\text{Cl}_2 \cdot 6\text{H}_2\text{O}$	1.5	Acetone	–	0%
2	<i>fac</i> - $\text{Ir}(\text{ppy})_3$	1.5	Acetone	–	77%
3	Eosin Y	1.5	Acetone	–	0%
4	<i>fac</i> - $\text{Ir}(\text{ppy})_3$	1.5	Acetone	DABCO	0%
5	<i>fac</i> - $\text{Ir}(\text{ppy})_3$	1.5	Acetone	Na_2CO_3	22%
6	<i>fac</i> - $\text{Ir}(\text{ppy})_3$	1.5	Acetone	Quinoline	55%
7	<i>fac</i> - $\text{Ir}(\text{ppy})_3$	1.5	Acetone	2,6-DTP	85%
8	<i>fac</i> - $\text{Ir}(\text{ppy})_3$	1.5	MeCN	2,6-DTP	45%
9	<i>fac</i> - $\text{Ir}(\text{ppy})_3$	1.5	DMSO	2,6-DTP	50%
10	<i>fac</i> - $\text{Ir}(\text{ppy})_3$	1.5	DMF	2,6-DTP	75%
11	<i>fac</i> - $\text{Ir}(\text{ppy})_3$	1.5	Toluene	2,6-DTP	21%
12	<i>fac</i> - $\text{Ir}(\text{ppy})_3$	2	Acetone	2,6-DTP	93%
13 ^c	<i>fac</i> - $\text{Ir}(\text{ppy})_3$	2	Acetone	2,6-DTP	0%
14	–	2	Acetone	2,6-DTP	0%

^aReaction conditions: **1** (0.1 mmol, 1 equiv), **I** (0.2 mmol, 2 equiv), photocatalyst (1 mL), rt, 24 h, under an argon atmosphere, 8 W blue LED (460 nm). ^bNMR determined using benzotrifluoride as an internal standard. ^cReaction run in the absence of light. [2,6-DTP = 2,6-di-*tert*-butylpyridine, DABCO = 1,4-diazabicyclo[2.2.2]octane].

decreased considerably the overall yield. The best results were obtained with 2,6-di-*tert*-butylpyridine (2,6-DTP) (entry 7), which afforded the desired α -difluoromethylated product **2a** in an improved 85% yield. Several solvents, such as MeCN, DMSO, DMF, and toluene, were also evaluated under otherwise identical conditions (entries 8–11), but the best solvent remained acetone. Ultimately, increasing the amount of the CHF_2 radical precursor to 2 equiv led to the best outcome with up to 93% yield (entry 12) and, most importantly, complete recovery of the additional equivalent of **I**, thus pointing out its role in the catalytic cycle. It is worth mentioning that in the absence of *fac*- $\text{Ir}(\text{ppy})_3$ or when running the reactions in the dark, all of the starting material was recovered intact (entries 13–14), while varying the amount of H_2O did not improve the yield (results not shown, see SI for more details).

After having identified the best set of reaction conditions, we next examined the substrate scope by evaluating a series of silyl enol ethers (Figure 2A).

The reaction appeared to be tolerant to substrates bearing electron-donating groups on the aromatic ring independently of their position. Hence, the *ortho*- (**2b**, 52%), *meta*- (**2c**, 48%), and *para*-methyl-substituted (**2d**, 54%) derivatives as well as the *para*-*tert*-butyl- (**2e**, 62%) and the *para*-methoxy derivatives (**2f**, 64%) were all obtained in decent yields. The reaction appeared to be equally tolerant to substrates bearing electron-withdrawing groups on the aromatic ring such as the *ortho*- (**2g**, 49%), *meta*- (**2h**, 54%), and *para*-bromo-substituted (**2i**, 63%) derivatives, as well as the *para*-chloro- (**2j**, 72%), the *para*-fluoro- (**2k**, 75%), the *para*-trifluoromethyl- (**2l**, 76%) and the *para*-cyano derivatives (**2m**, 51%), which were also obtained in good yields. The method was also used to prepare the 2-naphthyl derivative **2n** (44%) as well as the tertiary α -difluoromethyl ketones **2o** (52%) and **2p** (68%). Quaternary α -difluoromethyl ketones proved much more

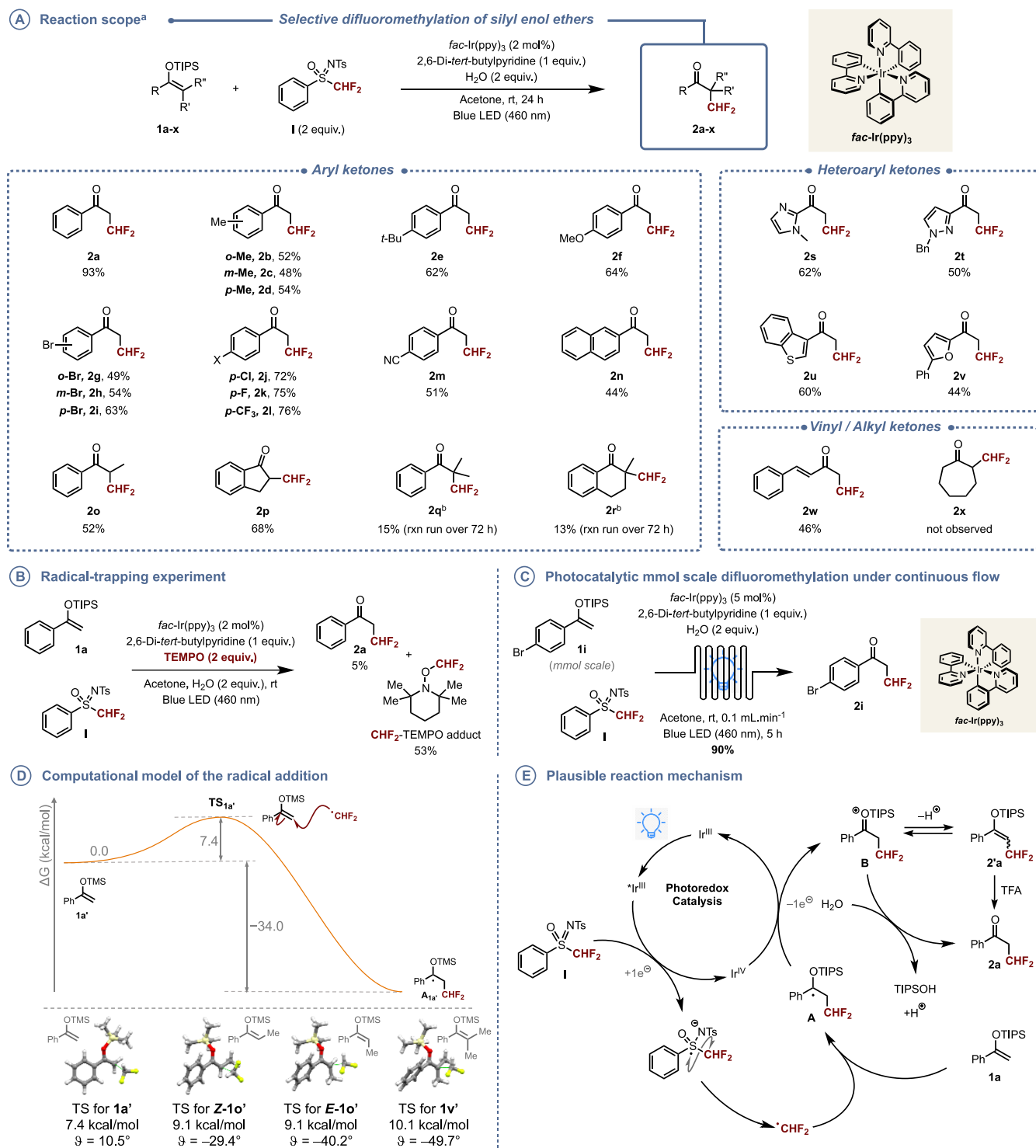


Figure 2. Full survey. ^aConditions: **1** (0.2 mmol, 1 equiv), **I** (0.4 mmol, 2 equiv), *fac*-Ir(ppy)₃ (4 μmol, 2 mol %), base (0.2 mmol, 1 equiv), H₂O (0.4 mmol, 2 equiv), solvent (2 mL), rt, 24 h, under an argon atmosphere, 8 W blue LED (460 nm), isolated yields. ^bReaction run over 3 days instead of 24 h [θ : dihedral angle between the planes of the phenyl and enol fragments].

difficult to obtain, as showcased by the low yields obtained for **2q** (15%) and **2r** (13%) after running the reaction over 72 h instead of 24 h.²⁴ Nonetheless, the reaction was successfully applied to heteroaromatic precursors such as the *N*-methyl imidazole- (**2s**, 62%), the *N*-benzyl pyrazole- (**2t**, 50%), the benzothiophene- (**2u**, 60%) and the 2-furan-derivatives (**2v**, 44% yield), as well as vinyl ketones such as **2u** (46% yield), with the latter process being completely chemoselective.

Unfortunately, the method could not be applied to alkyl ketones (**2x**).

On the basis of the available literature precedents,^{18,21} we initially hypothesized that the difluoromethylation reaction was mediated by the *in situ* generation of a CHF₂ radical from **I** upon a one-electron reduction by the excited catalyst. To confirm this, we ran fluorescence quenching experiments using either **I** or **1a** as the quencher, which showed compound **I** to

be a far more efficient quencher (see SI for more details). In addition, a reaction between **1a** and **I** in the presence of TEMPO under otherwise identical conditions resulted after 24 h in the formation of only 5% of the α -difluoromethylated ketone **2a** along with 53% of the TEMPO–CHF₂ adduct (Figure 2B). These data strongly support an oxidative quenching pathway, resulting in a one-electron reduction of **I** and subsequent decomposition releasing the CHF₂ radical.

We also studied the radical addition onto the silyl enol ether by DFT using the PBE0 functional with Grimme D3 dispersion corrections, SMD solvent model for acetone as implemented in Gaussian 16,²⁵ and the trimethylsilyl analogue of **1a**, **1o**, and **1q** as a conformationally simplified model substrate. Our model (Figure 2D) reflects a highly exergonic addition ($\Delta G = -34.0$ kcal/mol) mediated by an early, readily accessible transition state ($\Delta G^\ddagger = 7.4$ kcal/mol, 2.58 Å C–CHF₂ distance). These data are consistent with a rapid and irreversible radical addition. Furthermore, our model correctly anticipates the decrease in reactivity caused by the presence of α -substituents (e.g., propiophenone- and isobutyrophenone-derived silyl enol ethers **3o** and **3q**) due to less accessible transition states. The effect of the substituents at the α position seems to relate to an intramolecular steric repulsion that causes a loss of planarity of the aromatic ring and consequent loss of conjugation. This is consistent with the good yield obtained experimentally with **1p**, in which the α -substituent forms a bicyclic system with the aromatic ring, thus maintaining a coplanar arrangement with the enol. Finally, our calculations predicted that the ketyl radical B resulting from the addition was a reasonably good reductant, with a reduction potential for its corresponding silyloxonium (C) of $E_C = -0.23$ V (all potentials reported vs SCE).²⁶ This enables its easy oxidation by the oxidized form of the catalyst Ir(ppy)₃⁺ ($E_{Ir^+} = +0.77$ V), closing the photoredox catalytic cycle. In sharp contrast, C is not strong enough of a reductant to propagate a chain reaction through single electron transfer with compound **I** ($E_I = -2.26$ V). This was further supported by an intermittent irradiation experiment, which showed the reaction only to occur during irradiation and abruptly stop in the absence of light (see SI for more details).

We therefore propose the following mechanism (Figure 2E), where the excited *Ir(ppy)₃ catalyst transfers an electron to **I**, promoting its decomposition to the CHF₂ radical in conjunction with *N*-tosylsulfamate, which may be subsequently protonated. Then, addition of the electrophilic CHF₂ radical onto the silyl enol ether affords the corresponding ketyl radical A, which is in turn oxidized by Ir(ppy)₃⁺ to generate the silyloxonium species B. The latter ultimately undergoes desilylation to afford the desired ketone product **2a**, with the base acting as a proton acceptor. Alternatively, α -deprotonation can also occur to afford the difluoromethylated silyl enol ether **2'a**, which was observed in several cases and could be isolated (see SI for more details). Nonetheless, **2'a** can be quantitatively hydrolyzed to the desired ketone upon workup with TFA (4 equiv).

With the aim of scaling up the reaction, we immediately became interested in developing a continuous flow process.²⁷ Indeed, the narrow width of the flow reactor coil would ensure a more uniform distribution of the light within the entire reaction mixture, which would in turn increase the effective concentration of active catalyst and therefore result in shorter reaction times and improved scalability, not to mention the reduced safety concerns that are usually associated with flow

chemistry. A first experiment run with **1i** (0.1 mmol scale) under our previously optimized conditions [2 equiv of **I**, 2 mol % of *fac*-Ir(ppy)₃, 2 equiv of H₂O, acetone, rt, 8 W blue LED (460 nm), 10 mL PFA coil ($\Phi = 1$ mm), 0.1 mL.min⁻¹ flow rate (residence time = 1.7 h)], afforded the corresponding α -difluoromethyl ketones **2i** in 34% NMR yield, which compared favorably with the result obtained under the standard batch conditions over 24 h. After fine-tuning the catalyst loading (5 mol % instead of 2 mol %) and the reaction concentration (0.05 M instead of 0.1 M), we were able to maintain a low reaction time and reach up to 91% yield. These conditions were eventually applied to convert 1 mmol of **1i** in only 5 h and 90% isolated yield (Figure 2C).

In summary, we have developed a straightforward method for the direct difluoromethylation of enol silanes through a visible-light-driven photoredox catalytic process. The method affords the corresponding α -CHF₂ substituted ketones in good to excellent yields under mild conditions. Moreover, the method is practical and readily scalable under continuous flow conditions. Most importantly, these α -difluoromethylated ketones are useful building blocks, which have already been shown to undergo various postfunctionalizations such as α -brominations, asymmetric reductions, hydrations, acetal dehydrofluorinations, halohydrin formations, and amidations,^{18–20} thus offering great perspectives for medicinal chemistry applications.

■ ASSOCIATED CONTENT

Supporting Information

The Supporting Information is available free of charge at <https://pubs.acs.org/doi/10.1021/acs.orglett.1c01177>.

Details of experimental procedures, ¹H, ¹³C, and ¹⁹F NMR spectra, HPLC chromatograms, and detailed computational data (PDF)

■ AUTHOR INFORMATION

Corresponding Author

Stellios Arseniyadis – Department of Chemistry, Queen Mary University of London, London E1 4NS, U.K.; orcid.org/0000-0001-6831-2631; Email: s.arseniyadis@qmul.ac.uk

Authors

Elias Selmi-Higashi – Department of Chemistry, Queen Mary University of London, London E1 4NS, U.K.

Jinlei Zhang – Department of Chemistry, Queen Mary University of London, London E1 4NS, U.K.

Xacobe C. Cambeiro – School of Science, University of Greenwich, Chatham Maritime ME4 4TB, U.K.;

orcid.org/0000-0002-7365-7201

Complete contact information is available at: <https://pubs.acs.org/doi/10.1021/acs.orglett.1c01177>

Notes

The authors declare no competing financial interest.

■ ACKNOWLEDGMENTS

We gratefully acknowledge the China Scholarship Council (CSC) and Queen Mary University of London for financial support. This work is dedicated to Professor Christian Bruneau (Rennes Institute of Chemical Sciences, Université de Rennes 1) for his outstanding contribution to catalysis.

■ REFERENCES

- (1) (a) Zafrani, Y.; Yeffet, D.; Sod-Moriah, G.; Berliner, A.; Amir, D.; Marciano, D.; Gershonov, E.; Saphier, S. Difluoromethyl bioisostere: Examining the "lipophilic hydrogen bond donor" concept. *J. Med. Chem.* **2017**, *60*, 797–804. (b) Meanwell, N. A. Fluorine and fluorinated motifs in the design and application of bioisosteres for drug design. *J. Med. Chem.* **2018**, *61*, 5822–5880. and references therein.
- (2) (a) Furuya, T.; Kamlet, A. S.; Ritter, T. Catalysis for fluorination and trifluoromethylation. *Nature* **2011**, *473*, 470–477. (b) Champagne, P. A.; Desroches, J.; Hamel, J.-D.; Vandamme, M.; Paquin, J. F. Monofluorination of organic compounds: 10 years of innovation. *Chem. Rev.* **2015**, *115*, 9073–9174. and references therein.
- (3) (a) Charpentier, J.; Früh, N.; Togni, A. Electrophilic trifluoromethylation by use of hypervalent iodine reagents. *Chem. Rev.* **2015**, *115*, 650–682. (b) Yang, X.; Wu, T.; Phipps, R. J.; Toste, F. D. Advances in catalytic enantioselective fluorination, mono-, di-, and trifluoromethylation, and trifluoromethylthiolation reactions. *Chem. Rev.* **2015**, *115*, 826–870. and references therein.
- (4) Zafrani, Y.; Saphier, S.; Gershonov, E. Utilizing the CF₂H moiety as a H-bond-donating group in drug discovery. *Future Med. Chem.* **2020**, *12*, 361–365. and references therein.
- (5) Müller, K.; Faeh, C.; Diederich, F. Fluorine in pharmaceuticals: Looking beyond intuition. *Science* **2007**, *317*, 1881–1886.
- (6) Yerien, D. E.; Barata-Vallejo, S.; Postigo, A. Difluoromethylation reactions of organic compounds. *Chem. - Eur. J.* **2017**, *23*, 14676–14701. and references therein.
- (7) (a) Liu, G.; Wang, X.; Lu, X.; Xu, X.-H.; Tokunaga, E.; Shibata, N. Efficient difluoromethylation of sp³ carbon nucleophiles by bromodifluoromethylation reagents with organic bases. *ChemistryOpen* **2012**, *1*, 227–231. (b) Fier, P. S.; Hartwig, J. F. Synthesis of difluoromethyl ethers with difluoromethyltriflate. *Angew. Chem., Int. Ed.* **2013**, *52*, 2092–2095. (c) Levin, V. V.; Zemtsov, A. A.; Struchkova, M. I.; Dilman, A. D. Reactions of difluorocarbene with organozinc reagents. *Org. Lett.* **2013**, *15*, 917–919. (d) Liu, G.; Wang, X.; Xu, X.-H.; Lu, X.; Tokunaga, E.; Tsuzuki, S.; Shibata, N. Selective O-difluoromethylation of 1,3-diones by bromodifluoromethylating reagents. *Org. Lett.* **2013**, *15*, 1044–1047.
- (8) (a) Prakash, G. K. S.; Ganesh, S. K.; Jones, J.-P.; Kulkarni, A.; Masood, K.; Swabeck, J. K.; Olah, G. A. Copper-mediated difluoromethylation of (hetero)aryl iodides and β -styryl halides with tributyl(difluoromethyl)stannane. *Angew. Chem., Int. Ed.* **2012**, *51*, 12090–12094. (b) Shen, X.; Zhang, W.; Ni, C.; Gu, Y.; Hu, J. Tuning the reactivity of difluoromethyl sulfoximines from electrophilic to nucleophilic: Stereoselective nucleophilic difluoromethylation of aryl ketones. *J. Am. Chem. Soc.* **2012**, *134*, 16999–17002. (c) Gu, Y.; Leng, X.-B.; Shen, Q. Cooperative dual palladium/silver catalyst for direct difluoromethylation of aryl bromides and iodides. *Nat. Commun.* **2014**, *5*, 5405. (d) Zhao, Y.; Huang, W.; Zheng, J.; Hu, J. Efficient and direct nucleophilic difluoromethylation of carbonyl compounds and imines with Me₃SiCF₂H at ambient or low temperature. *Org. Lett.* **2011**, *13*, 5342–5345.
- (9) (a) Fujiwara, Y.; Dixon, J. A.; Rodriguez, R. A.; Baxter, R. D.; Dixon, D. D.; Collins, M. R.; Blackmond, D. G.; Baran, P. S. A new reagent for direct difluoromethylation. *J. Am. Chem. Soc.* **2012**, *134*, 1494–1497. (b) Sakamoto, R.; Kashiwagi, H.; Maruoka, K. The direct C–H difluoromethylation of heteroarenes based on the photolysis of hypervalent iodine(III) reagents that contain difluoroacetoxy ligands. *Org. Lett.* **2017**, *19*, 5126–5129. (c) Tung, T. T.; Christensen, S. B.; Nielsen, J. Difluoroacetic acid as a new reagent for direct C–H difluoromethylation of heteroaromatic compounds. *Chem. - Eur. J.* **2017**, *23*, 18125–18128. (d) Zhu, S.; Liu, Y.; Li, H.; Xu, X.; Qing, F. Direct and regioselective C–H oxidative difluoromethylation of heteroarenes. *J. Am. Chem. Soc.* **2018**, *140*, 11613–11617. (e) Zhang, W.; Xiang, X.-X.; Chen, J.; Yang, C.; Pan, Y.-L.; Cheng, J.-P.; Meng, Q.; Li, X. Direct C–H difluoromethylation of heterocycles via organic photoredox catalysis. *Nat. Commun.* **2020**, *11*, 638.
- (10) Zhang, W.; Wang, F.; Hu, J. *N*-Tosyl-S-difluoromethyl-S-phenylsulfoximine: A new difluoromethylation reagent for S-, N-, and C-Nucleophiles. *Org. Lett.* **2009**, *11*, 2109–2112.
- (11) Yang, Y.-D.; Lu, X.; Liu, G.; Tokunaga, E.; Tsuzuki, S.; Shibata, N. Cation versus radical: Studies on the C/O regioselectivity in electrophilic tri-, di- and monofluoromethylations of β -ketoesters. *ChemistryOpen* **2012**, *1*, 221–226.
- (12) Liu, G.; Wang, X.; Lu, X.; Xu, X.-H.; Tokunaga, E.; Shibata, N. Efficient difluoromethylation of sp³ carbon nucleophiles by bromodifluoromethylation reagents with organic bases. *ChemistryOpen* **2012**, *1*, 227–231.
- (13) Zhu, J.; Zheng, H.; Xue, X.-S.; Xiao, Y.; Liu, Y.; Shen, Q. Carbon-selective difluoromethylation of soft carbon nucleophiles with difluoromethylated sulfonium ylide. *Chin. J. Chem.* **2018**, *36*, 1069–1074.
- (14) Lu, S.-L.; Li, X.; Qin, W.-B.; Liu, J.-J.; Huang, Y.-Y.; Wong, H. N. C.; Liu, G.-K. Air- and light-stable S-(difluoromethyl)-sulfonium salts: C-Selective electrophilic difluoromethylation of β -ketoesters and malonates. *Org. Lett.* **2018**, *20*, 6925–6929.
- (15) Li, L.; Wang, F.; Ni, C.; Hu, J. Synthesis of *gem*-difluorocyclopropa(nes and O-, S-, N-, and P-difluoromethylated compounds with TMSCF₂Br. *Angew. Chem., Int. Ed.* **2013**, *52*, 12390–12394.
- (16) Iida, T.; Hashimoto, R.; Aikawa, K.; Ito, S.; Mikami, K. Umpolung of fluoroform by C–F bond activation: Direct difluoromethylation of lithium enolates. *Angew. Chem., Int. Ed.* **2012**, *51*, 9535–9538.
- (17) Hamel, J.-D.; Hayashi, T.; Cloutier, M.; Savoie, P. R.; Thibeault, O.; Beaudoin, M.; Paquin, J.-F. Highly regioselective gold-catalyzed formal hydration of propargylic *gem*-difluorides. *Org. Biomol. Chem.* **2017**, *15*, 9830–9836.
- (18) Nakayama, Y.; Ando, G.; Abe, M.; Koike, T.; Akita, M. Keto-difluoromethylation of aromatic alkenes by photoredox catalysis: Step-economical synthesis of α -CF₂H-substituted ketones in flow. *ACS Catal.* **2019**, *9*, 6555–6563.
- (19) Feng, Z.; Zhu, B.; Dong, B.; Cheng, L.; Li, Y.; Wang, Z.; Wu, J. Visible-light-promoted synthesis of α -CF₂H-substituted ketones by radical difluoromethylation of enol acetates. *Org. Lett.* **2021**, *23*, 508–513.
- (20) Duchemin, N.; Buccafusca, R.; Daumas, M.; Ferey, V.; Arseniyadis, S. A unified strategy for the synthesis of difluoromethyl- and vinylfluoride-containing scaffolds. *Org. Lett.* **2019**, *21*, 8205–8210.
- (21) Arai, Y.; Tomita, R.; Ando, G.; Koike, T.; Akita, M. Oxydifluoromethylation of alkenes by photoredox catalysis: Simple synthesis of CF₂H-containing alcohols. *Chem. - Eur. J.* **2016**, *22*, 1262–1265.
- (22) Pham, P. V.; Nagib, D. A.; MacMillan, D. W. C. Photoredox catalysis: A mild, operationally simple approach to the synthesis of α -trifluoromethyl carbonyl compounds. *Angew. Chem., Int. Ed.* **2011**, *50*, 6119–6122.
- (23) Prier, C. K.; Rankic, D. A.; MacMillan, D. W. C. Visible light photoredox catalysis with transition metal complexes: Applications in organic synthesis. *Chem. Rev.* **2013**, *113*, 5322–5363.
- (24) We believe these low yields are due to the lower reactivity of these more hindered silyl enol ethers as they were recovered intact at the end of the reaction.
- (25) Frisch, M. J.; Trucks, G. W.; Schlegel, H. B.; Scuseria, G. E.; Robb, M. A.; Cheeseman, J. R.; Scalmani, G.; Barone, V.; Petersson, G. A.; Nakatsuji, H. et al. *Gaussian 16*, revision A.03; Gaussian, Inc., Wallingford CT, 2016.
- (26) Roth, H. G.; Romero, N. A.; Nicewicz, D. A. Experimental and Calculated electrochemical potentials of common organic molecules for applications to single-electron redox chemistry. *Synlett* **2016**, *27*, 714–723.
- (27) Noel, T. *Photochemical Processes in Continuous-Flow Reactors: From Engineering Principles to Chemical Applications*, 1st ed.; World Scientific Publishing Europe Ltd, 2017; p 271.