

Highly Functional Group Compatible Rh-Catalyzed Addition of Arylboroxines to Activated *N*-*tert*-Butanesulfinyl Ketimines

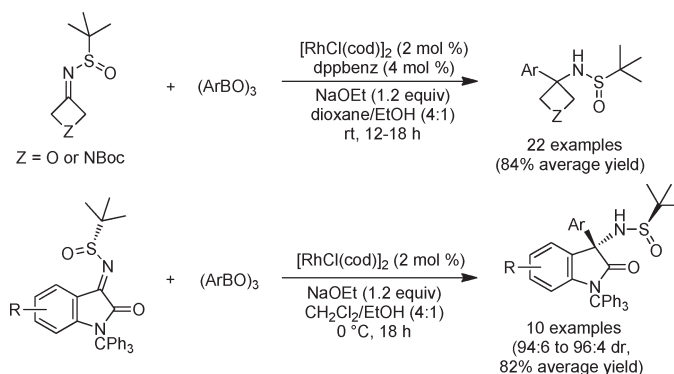
Hyung Hoon Jung, Andrew W. Buesking, and Jonathan A. Ellman*

Department of Chemistry, Yale University, New Haven, Connecticut 06520-8107,
United States

jonathan.ellman@yale.edu

Received May 27, 2011

ABSTRACT



The rhodium-catalyzed addition of readily accessible arylboroxines to *N*-*tert*-butanesulfinyl ketimines derived from oxetan-3-one, *N*-Boc-azetidin-3-one, and isatins proceeds in high yields with excellent functional group compatibility. Moreover, high diastereoselectivities are observed for the additions to the *N*-sulfinyl ketimines derived from isatins.

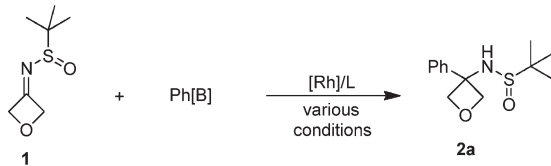
The addition of nucleophiles to *N*-*tert*-butanesulfinyl imines is one of the most extensively used approaches for the asymmetric synthesis of amines¹ and, increasingly, for the synthesis of achiral amine products such as tertiary carbinamines.^{2,3} *N*-*tert*-Butanesulfinyl imines show good stability to hydrolysis and tautomerization and can readily be prepared in a single step typically in high yields from carbonyl compounds with diverse steric and electronic properties. The low molecular weight and ease of removal of the *tert*-butanesulfinyl amine protecting group further contribute to the utility of this chemistry. The synthesis of amines by the Rh-catalyzed addition of organoboron reagents to *N*-*tert*-butanesulfinyl imines is particularly useful due to both high functional group compatibility

and the very large number of commercially available, air stable arylboronic acid reagents. The asymmetric synthesis of a broad range of amines using this approach has been achieved by the Rh-catalyzed addition of aryl⁴ and alkenyl⁵ boron reagents to *N*-*tert*-butanesulfinyl aldimines, including aryl and alkyl aldimines,^{4a,b} glyoxylate-

(1) For reviews on *tert*-butanesulfinyl imine chemistry, see: (a) Robak, M. T.; Herbage, M. A.; Ellman, J. A. *Chem. Rev.* **2010**, *110*, 3600. (b) Ferreira, F.; Botuha, C.; Chemla, F.; Perez-Luna, A. *Chem. Soc. Rev.* **2009**, *38*, 1162.

(2) For the straightforward recycling of the *tert*-butanesulfinyl group in applications of racemic *tert*-butanesulfinamide, see: Wakayama, M.; Ellman, J. A. *J. Org. Chem.* **2009**, *74*, 2646.

(3) For select applications of racemic sulfinamide in tertiary carbinamine synthesis, see: (a) Caldwell, J. J.; Collins, I. *Synlett* **2006**, 2565. (b) Nitta, A.; Fujii, H.; Sakami, S.; Nishimura, Y.; Ohyama, T.; Satoh, M.; Nakaki, J.; Satoh, S.; Inada, C.; Kozono, H.; Kumagai, H.; Shimamura, M.; Fukazawa, T.; Kawai, H. *Bioorg. Med. Chem. Lett.* **2008**, *18*, 5435. (c) Shao, P. P.; Ye, F.; Weber, A. E.; Li, X.; Lyons, K. A.; Parsons, W. H.; Garcia, M. L.; Priest, B. T.; Smith, M. M.; Felix, J. P.; Williams, B. S.; Kaczorowski, G. J.; McGowan, E. M.; Abbadie, C.; Martin, W. J.; McMasters, D. R.; Gao, Y.-D. *Bioorg. Med. Chem. Lett.* **2009**, *19*, 5334. (d) Sealy, J. M.; Truong, A. P.; Tso, L.; Probst, G. D.; Aquino, J.; Homa, R. K.; Jagodzinska, B. M.; Dressen, D.; Wonea, D. W. G.; Brogley, L.; John, V.; Tung, J. S.; Pleiss, M. A.; Tucker, J. A.; Konradi, A. W.; Dappen, M. S.; Toth, G.; Pan, H.; Ruslim, L.; Miller, J.; Bova, M. P.; Sinha, S.; Quinn, K. P.; Sauer, J.-M. *Bioorg. Med. Chem. Lett.* **2009**, *19*, 6386. (e) Shiao, T. P.; Houchin, A.; Nair, S.; Xu, P.; Low, E.; Najafi, R.; Jain, R. *Bioorg. Med. Chem. Lett.* **2009**, *19*, 1110. (f) Low, E.; Nair, S.; Shiao, T.; Belisle, B.; Debabov, D.; Celeri, C.; Zuck, M.; Najafi, R.; Georgopapadakou, N.; Jain, R. *Bioorg. Med. Chem. Lett.* **2009**, *19*, 196. (g) Hamzik, P. J.; Brubaker, J. D. *Org. Lett.* **2010**, *12*, 1116.

Table 1. Optimization of Reaction Conditions^a


entry	[Rh] catalyst	ligand	Ph[B] (equiv)	additive (equiv)	solvent	temp (°C)	yield ^b (%)
1	[Rh(acac)(coe) ₂]	dppbenz	PhB(OH) ₂ (2.0)	Et ₃ N (2.0)	dioxane	70	37 ^c
2	[Rh(MeCN) ₂ (cod)]BF ₄	—	PhB(OH) ₂ (2.0)	Et ₃ N (2.0)	1:2 dioxane/H ₂ O	rt	10 ^d
3	[RhOH(cod)] ₂	dppbenz	PhBF ₃ K (2.0)	Et ₃ N (2.0)	2:3 DMF/H ₂ O	60	0 ^d
4	[RhCl(cod)] ₂	^s SPhos	PhB(OH) ₂ (2.0)	NaOH (1.2)	H ₂ O	80	0 ^d
5	[RhCl(cod)] ₂	^s SPhos	PhB(OH) ₂ (2.0)	NaOEt (1.2)	EtOH	rt	29 ^e
6	[RhCl(cod)] ₂	^s SPhos	(PhBO) ₃ (1.5)	NaOEt (1.2)	EtOH	rt	70 ^e
7	[RhCl(cod)] ₂	—	(PhBO) ₃ (1.5)	NaOEt (1.2)	EtOH	rt	71 ^e
8	[RhCl(cod)] ₂	—	(PhBO) ₃ (1.5)	NaOEt (1.2)	4:1 dioxane/EtOH	rt	84 ^f
9	[RhCl(cod)] ₂	—	(PhBO) ₃ (1.5)	NaOEt (1.2)	dioxane	rt	0
10	[RhCl(cod)] ₂	dppbenz	(PhBO) ₃ (1.5)	NaOEt (1.2)	4:1 dioxane/EtOH	rt	quant

^a General reaction conditions: 4 mol % of rhodium and 4 mol % of ligand were used. The reaction time was 18 h. ^b Yields were determined by ¹H NMR of the crude material relative to 1,3,5-trimethoxybenzene as an external standard. ^c 9% of imine **1** remained. ^d Imine **1** was completely consumed. ^e Ethoxy addition byproduct was observed in 20–30% yield. ^f Ethoxy addition product was observed in < 5% yield.

derived aldimines,^{4c} and trifluoroacetaldimines.^{4d} However, to date the Rh-catalyzed addition of organoboron reagents to *N*-sulfinyl ketimines has not been reported.⁶ We report here the highly functional group compatible Rh-catalyzed addition of readily available arylboroxines to activated *N*-*tert*-butanesulfinyl ketimines to provide 3-amino-oxetanes,^{7,8} 3-aminoazetidines,⁹ and 3-aminooxindole¹⁰ tertiary carbinamines. Notably, each of these pharmacophores has seen recent and extensive use in drug candidates.^{7,10}

We began our investigation by exploring a variety of reaction conditions for phenyl boron reagent addition to

imine **1**, which is activated by both ring strain and the electronegative ring oxygen (Table 1). Under our previously developed reaction conditions for additions to *N*-sulfinyl aldimines,^{4a} a 37% yield of the desired product **2a** was obtained (entry 1). Reported aqueous reaction conditions^{4b,5,11} for organoboron reagent addition resulted in complete consumption of imine **1**, but little if any desired product was observed (entries 2–4). However, when the base and solvent were changed to NaOEt and EtOH, respectively, a 29% yield of **2a** was obtained even at room temperature (entry 5). Because hydrolysis of **1** was problematic, in order to exclude water, we next evaluated arylboroxines, which are conveniently obtained by drying commercially available arylboronic acids. Indeed, when phenylboroxine was used, a considerable increase in product yield was observed (entry 6). Significantly, the catalyst in the absence of the sulfonated S-Phos ligand had identical reactivity (entry 7), suggesting that this bulky monodentate ligand was not participating in the active catalyst. When EtOH was used as the sole solvent an ethoxy-addition byproduct was formed in 20–30% yield (entries 5–7). This side reaction was minimized by using 20% EtOH in dioxane (entry 8). In contrast, no reaction occurred in the absence of EtOH (entry 9). Notably, addition of 1,2-bis(diphenylphosphino)benzene (dppbenz) to air stable [RhCl(cod)]₂ provided the product in quantitative yield (entry 10).

To establish the reaction scope, a variety of arylboroxines was explored (Scheme 1). Electron-rich arylboroxines with *para*- and *meta*-substituents were well tolerated (**2b–2e**). However, the *ortho*-methylphenylboroxine resulted in a poor conversion even at 60 °C (**2f**), presumably due to

(4) (a) Weix, D. J.; Shi, Y.; Ellman, J. A. *J. Am. Chem. Soc.* **2005**, *127*, 1092. (b) Bolshan, Y.; Batey, R. A. *Org. Lett.* **2005**, *7*, 1481. (c) Beenen, M. A.; Weix, D. J.; Ellman, J. A. *J. Am. Chem. Soc.* **2006**, *128*, 6304. (d) Truong, V. L.; Pfeiffer, J. Y. *Tetrahedron Lett.* **2009**, *50*, 1633.

(5) (a) Brak, K.; Ellman, J. A. *J. Am. Chem. Soc.* **2009**, *131*, 3850. (b) Brak, K.; Ellman, J. A. *J. Org. Chem.* **2010**, *75*, 3147.

(6) Hayashi and co-workers have recently published on the first example of Rh-catalyzed additions of organoboron reagents to ketimines with the enantioselective catalytic addition of sodium tetraarylborates and potassium aryltrifluoroborates to *N*-sulfonyl aromatic ketimines using chiral diene ligands. (a) Shintani, R.; Takeda, M.; Tsuji, T.; Hayashi, T. *J. Am. Chem. Soc.* **2010**, *132*, 13168. (b) Shintani, R.; Takeda, M.; Soh, Y.-T.; Ito, T.; Hayashi, T. *Org. Lett.* **2011**, *13*, 2977.

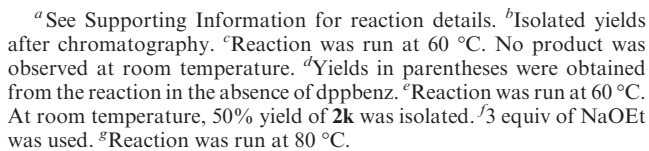
(7) For recent reviews on the high level of utility of oxetanes in drug discovery, including 3-amino derivatives, see: (a) Wuitschik, G.; Carreira, E. M.; Wagner, B.; Fischer, H.; Parrilla, I.; Schuler, F.; Rogers-Evans, M.; Müller, K. *J. Med. Chem.* **2010**, *53*, 3227. (b) Burkhard, J. A.; Wuitschik, G.; Rogers-Evans, M.; Müller, K.; Carreira, E. M. *Angew. Chem., Int. Ed.* **2010**, *49*, 9052.

(8) For the preparation of 3-aminooxetanes by the addition of a variety of organolithium reagents to *N*-sulfinyl imine **1** prepared from oxetan-3-one, see ref 3g.

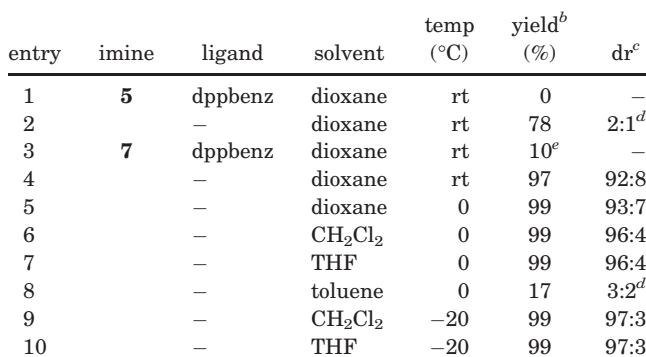
(9) (a) Burkhard, J. A.; Guérot, C.; Knust, H.; Rogers-Evans, M.; Carreira, E. M. *Org. Lett.* **2010**, *12*, 1944. (b) Burkhard, J. A.; Wagner, B.; Fischer, H.; Schuler, F.; Müller, K.; Carreira, E. M. *Angew. Chem., Int. Ed.* **2010**, *49*, 3524.

(10) For examples of drug candidates containing the 3-amino-oxindole pharmacophore, see: (a) Decaux, G.; Soupart, A.; Vassart, G. *Lancet* **2008**, *371*, 1624. (b) Shimazaki, T.; Iijima, M.; Chaki, S. *Eur. J. Pharmacol.* **2006**, *543*, 63. (c) Ochi, M.; Kawasaki, K.; Kataoka, H.; Uchio, Y.; Nishi, H. *Biochem. Biophys. Res. Commun.* **2001**, *283*, 1118.

(11) White, J. R.; Price, G. J.; Plucinski, P. K.; Frost, C. G. *Tetrahedron Lett.* **2009**, *50*, 7365.



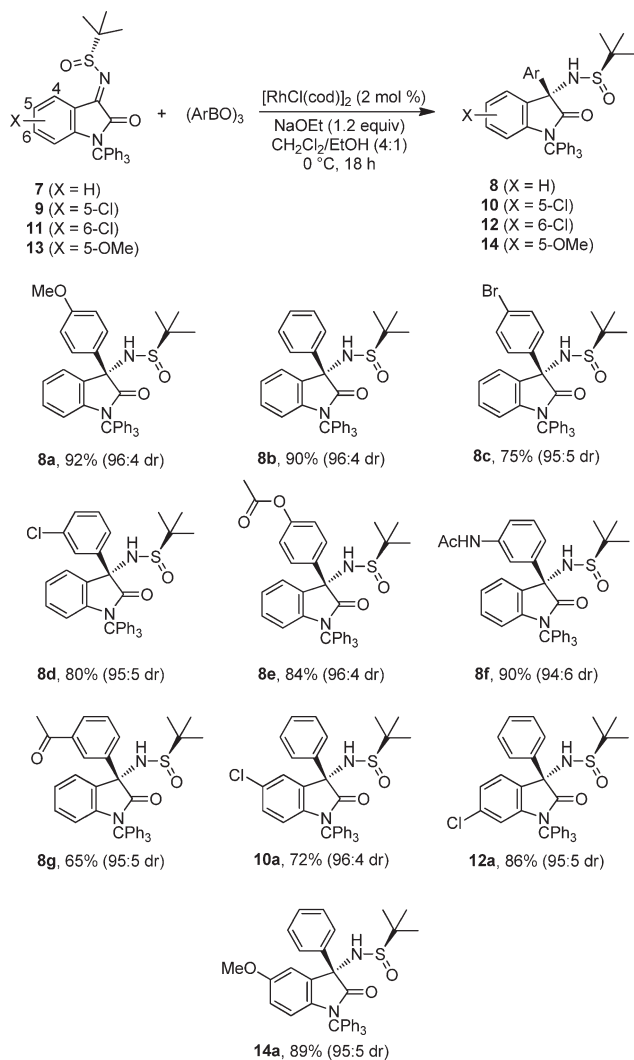
(12) For a recent application of imine **3**, see: Guérot, C.; Tchitchanov, B. H.; Knust, H.; Carreira, E. M. *Org. Lett.* **2011**, *13*, 780.



(13) For Grignard reagent addition to isatin imine **5**, see: Lesma, G.; Landoni, N.; Pilati, T.; Sacchetti, A.; Silvani, A. *J. Org. Chem.* **2009**, *74*, 4537.

Org. Lett., Vol. 13, No. 15, 2011

Scheme 2. Reaction Scope of Asymmetric Additions^{a–c}



^a See Supporting Information for reaction details. ^b Isolated yields of the major diastereoisomer after chromatography. ^c Diastereomeric ratio in parentheses was determined by HPLC from the crude products.

continued to be observed at lower temperatures and resulted in notably higher diastereomeric ratios (entries 5–7, 9, and

10). Finally, solvent effects were evaluated. The use of toluene as the cosolvent resulted in both poor conversion and diastereoselectivity, while THF and CH₂Cl₂ provided high yields and diastereoselectivity (entries 6–10).

Under the optimized reaction conditions, different imine substrates and arylboroxines were evaluated to define the reaction scope (Scheme 2). Imine substrates that are electron-neutral (entries **8a–8g**), -rich (**14a**), and -deficient (**10a** and **12a**) all reacted with high yields and diastereoselectivities. Electron-neutral and -rich arylboroxines also added readily (e.g., **8a** and **8b**), while electron-deficient arylboroxines displayed a modest decrease in yield (**8g**). As expected, highly functionalized arylboroxines were well tolerated under the reaction conditions (**8e–8g**). Moreover, in all cases, the diastereomerically pure major isomer could be isolated by chromatography. Single-crystal X-ray analysis of **8d** established the sense of induction, which, assuming the illustrated sulfinyl imine geometry (Scheme 2), is consistent with the open transition state previously proposed for Rh-catalyzed organoboron reagent additions to aldimines.

In summary, we have developed a highly functional group compatible method for the rhodium-catalyzed addition of readily accessible arylboroxines to activated *N*-*tert*-butanesulfinyl ketimines derived from oxetan-3-one, *N*-Boc-azetidin-3-one, and isatins. The reactions occur readily and in the case of isatin-derived *N*-*tert*-butanesulfinyl ketimines also proceed with excellent diastereoselectivities. The methods reported here should provide access to densely functionalized tertiary carbinamines with considerable pharmaceutical utility.

Acknowledgment. This work was supported by the NSF (CHE-1049571). Additionally, we thank Dr. Chris Incarvito (Yale) for crystallographic analysis.

Supporting Information Available. Spectroscopic data of all new compounds shown in Schemes 1 and 2, detailed experimental procedures, and HPLC traces and X-ray data for compound **8d** are provided. This material is available free of charge via the Internet at <http://pubs.acs.org>.