



A Journal of the Gesellschaft Deutscher Chemiker

# Angewandte Chemie

GDCh

International Edition

www.angewandte.org

## Accepted Article

**Title:** Metallaphotoredox Difluoromethylation of Aryl Bromides

**Authors:** Vlad Bacauanu, Sébastien Cardinal, Motoshi Yamauchi, Masaru Kondo, David Fernández Fernández, Richard Remy, and David William Cross MacMillan

This manuscript has been accepted after peer review and appears as an Accepted Article online prior to editing, proofing, and formal publication of the final Version of Record (VoR). This work is currently citable by using the Digital Object Identifier (DOI) given below. The VoR will be published online in Early View as soon as possible and may be different to this Accepted Article as a result of editing. Readers should obtain the VoR from the journal website shown below when it is published to ensure accuracy of information. The authors are responsible for the content of this Accepted Article.

**To be cited as:** *Angew. Chem. Int. Ed.* 10.1002/anie.201807629  
*Angew. Chem.* 10.1002/ange.201807629

**Link to VoR:** <http://dx.doi.org/10.1002/anie.201807629>  
<http://dx.doi.org/10.1002/ange.201807629>

# Metallaphotoredox Difluoromethylation of Aryl Bromides

Vlad Bacauanu<sup>†</sup>, Sébastien Cardinal<sup>†</sup>, Motoshi Yamauchi<sup>†</sup>, Masaru Kondo, David F. Fernández, Richard Remy, and David W. C. MacMillan<sup>\*</sup>

**Abstract:** Herein we report a convenient and broadly applicable strategy for the difluoromethylation of aryl bromides via metallaphotoredox catalysis. Bromodifluoromethane, a simple and commercial alkyl halide, is harnessed as an effective source of difluoromethyl radical via silyl radical-mediated halogen abstraction. The merger of this fluoroalkyl electrophile activation pathway with a dual nickel/photoredox catalytic platform enables the difluoromethylation of a diverse array of aryl and heteroaryl bromides under mild conditions. The utility of this protocol is showcased in the late-stage functionalization of several drug analogues.

Within the realm of drug design, the chemoselective incorporation of fluorine or polyfluorinated alkyl substituents is a powerful and widely employed tactic to enhance binding selectivity, elevate lipophilicity, and/or circumvent metabolism issues arising from *in vivo* C–H bond oxidation.<sup>[1,2]</sup> While the implementation of the trifluoromethyl group (–CF<sub>3</sub>) has been widely studied in medicinal chemistry, the relatively underexplored difluoromethyl group (–CF<sub>2</sub>H) has recently garnered significant attention by virtue of its capacity to serve as a lipophilic hydrogen bond donor and to act as a bioisostere for thiol and alcohol functionalities.<sup>[3,4]</sup> Modern approaches to the direct and selective introduction of the difluoromethyl group into aromatic rings typically rely on the metal-catalyzed cross-coupling of aryl electrophiles or nucleophiles with an appropriate CF<sub>2</sub>HR reagent, often designed for facile transmetalation or formal oxidative addition by the metal catalyst.<sup>[5,6]</sup> Given the pronounced practical significance of this emerging area, one of the greatest challenges is the rendering of readily available CF<sub>2</sub>H sources as effective difluoromethylating agents in cross-coupling. Crucially, this coupling platform must display high functional tolerance and amenability towards medically relevant scaffolds. As such, the development of novel, operationally convenient, yet general routes to difluoromethylarenes and heteroarenes remains of high interest.

Metallaphotoredox catalysis has emerged in recent years as a valuable platform for the production of previously elusive C(sp<sup>3</sup>)–C(sp<sup>2</sup>) bonds, thereby enabling access to novel constructs of importance in medicinal chemistry.<sup>[7]</sup> One example from our laboratory involves a dual nickel/photoredox-catalyzed cross-electrophile coupling protocol, wherein the union of a broad range of aryl and alkyl halides is accomplished at room temperature using visible light irradiation.<sup>[8]</sup> A unique design feature of this mechanism is the implementation of silyl radical-mediated abstraction of bromine atoms from C(sp<sup>3</sup>)–Br bonds,<sup>[9]</sup> a pathway that allows alkyl halides to readily participate in metal-

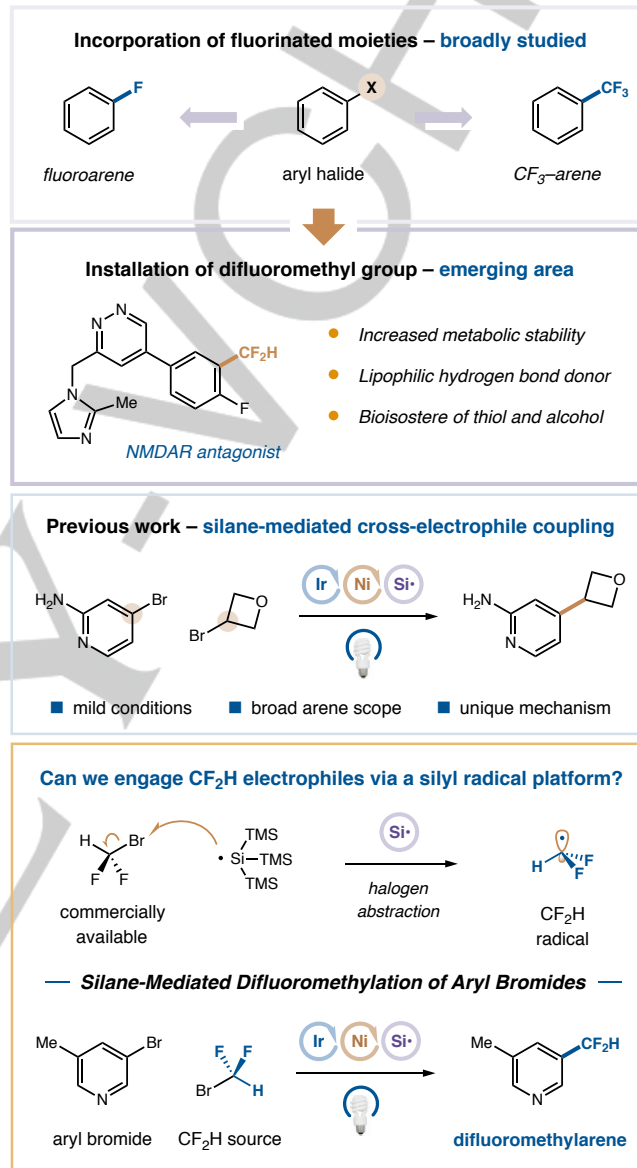


Figure 1. Silane-mediated difluoromethylation of aryl bromides.<sup>[10]</sup>

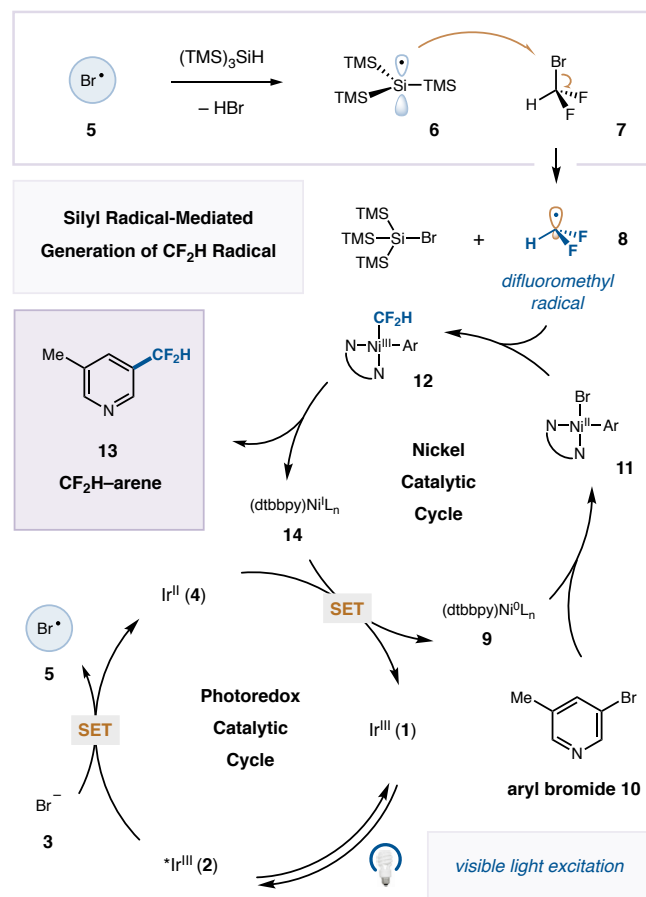
catalyzed cross-couplings. Most notably, the scope of these silane-mediated cross-electrophile couplings has been determined to be extensive with respect to both arene substitution pattern and functional group tolerance, a characteristic that has led to widescale adoption by medicinal chemistry groups within the pharmaceutical sector.<sup>[11]</sup>

Inspired by the success of this silyl radical-mediated cross-electrophile coupling, we wondered if an analogous strategy could serve as the basis for a general and direct synthesis of difluoromethylarenes. Specifically, we considered bromodifluoromethane, a simple and commercial alkyl halide, as a potential source of CF<sub>2</sub>H radical via a previously unexplored halogen abstraction step. Crucially, this pathway would be

[\*] V. Bacauanu<sup>†</sup>, S. Cardinal<sup>†</sup>, M. Yamauchi<sup>†</sup>, Masaru Kondo, David F. Fernández, Richard Remy, Prof. Dr. D. W. C. MacMillan  
Merck Center for Catalysis at Princeton University  
Washington Road, Princeton, NJ 08544, (USA)  
E-mail: dmacmillan@princeton.edu  
Homepage: <http://www.princeton.edu/chemistry/macmillan/>

[†] These authors contributed equally to this work.

Supporting information can be found under xxxxx.



**Scheme 1.** Proposed mechanism for metallaphotoredox difluoromethylation.

thermodynamically feasible given that the  $\text{HF}_2\text{C}-\text{Br}$  bond (bond dissociation energy of 69 kcal/mol) is far weaker than the  $\text{Si}-\text{Br}$  bond in a typical abstraction product (e.g., 96 kcal/mol for  $\text{Me}_3\text{Si}-\text{Br}$ ).<sup>[12]</sup> Moreover, given the electron-rich character of the silyl radical, we surmised that halogen abstraction from bromodifluoromethane would be polarity matched and hence kinetically faster than from previously utilized alkyl bromide substrates.<sup>[13]</sup> Herein we disclose the successful implementation of these ideals and present a mild, convenient and broadly applicable metallaphotoredox-catalyzed difluoromethylation of a wide array of aryl and heteroaryl halides.

The proposed mechanism for this silane-mediated difluoromethylation is shown in Scheme 1. Visible-light excitation of  $\text{Ir}^{\text{III}}$  photocatalyst  $[\text{Ir}(\text{dF}(\text{CF}_3)\text{ppy})_2(\text{dtbbpy})]\text{PF}_6$  (**1**)<sup>[14]</sup> is known to generate the excited-state  $^*\text{Ir}^{\text{III}}$  complex **2** which can readily oxidize bromide anion (**3**) ( $E_{1/2}^{\text{red}} [^*\text{Ir}^{\text{III}}/\text{Ir}^{\text{III}}] = +1.21$  V vs. saturated calomel electrode (SCE) in MeCN;  $E_{1/2}^{\text{red}} [\text{Br}^-/\text{Br}^\bullet] = +0.80$  V vs. SCE in DME).<sup>[8,15]</sup> The resulting bromine radical (**5**) can participate in hydrogen atom transfer with  $(\text{TMS})_3\text{SiH}$  to yield the nucleophilic silyl radical **6**.<sup>[13]</sup> Bromine abstraction from bromodifluoromethane (**7**) by open shell silyl species **6** would then afford the key difluoromethyl radical (**8**). Concurrently with the photoredox catalytic cycle,  $\text{Ni}^0$  catalyst **9**<sup>[16]</sup> is expected to undergo facile oxidative addition into aryl bromide **10** to generate  $\text{Ni}^{\text{II}}-\text{aryl}$  intermediate **11**. Trapping of difluoromethyl radical (**8**) would then generate the corresponding  $\text{aryl}-\text{Ni}^{\text{II}}-\text{CF}_2\text{H}$  complex **12**, which upon reductive elimination should afford the desired difluoromethylarene product **13** and  $\text{Ni}^0$

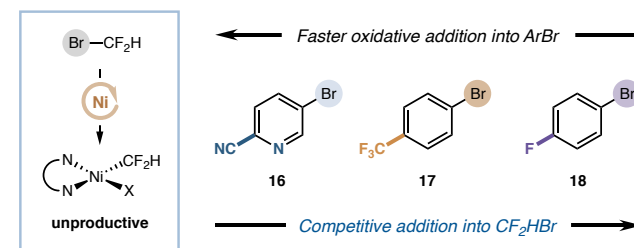
species **14**. Finally, single electron transfer between **14** and reduced photocatalyst **4** would simultaneously regenerate low-valent nickel catalyst **9** and ground-state photocatalyst **1**.

We began our investigation by examining three separate aryl halide precursors in the proposed difluoromethylation protocol: namely, cyanopyridine **16**, as well as trifluoromethyl- and fluoro-substituted bromobenzenes (**17** and **18**, respectively; see Table 1). For each substrate, we employed photocatalyst **1**, nickel catalyst  $\text{NiBr}_2\cdot\text{dtbbpy}$  (**15**), commercially available  $(\text{TMS})_3\text{SiH}$ , 2,6-lutidine as the base, DME as solvent, and blue LEDs as the photon source. In the case of the electron-deficient heteroaryl bromide **16**, optimal levels of reaction efficiency were observed using excess  $\text{CF}_2\text{HBr}$  (4 equiv., 77% yield). Remarkably, however, with the less electron-deficient  $\text{CF}_3$ -arene **17**, the use of 2 equivalents of bromodifluoromethane gave a superior outcome, while electron-neutral *para*-fluoro substrate **18** achieved the highest yield with a 1:1 stoichiometry of arene to  $\text{CF}_2\text{HBr}$ .<sup>[17]</sup> Perhaps more surprising, the use of a large excess of bromodifluoromethane (4 equiv.) led to dramatically diminished yields in the latter two cases.<sup>[18,19]</sup>

To rationalize these trends, we propose that when less electron-deficient arenes are employed, the catalytic nickel

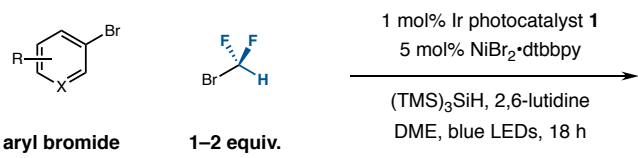
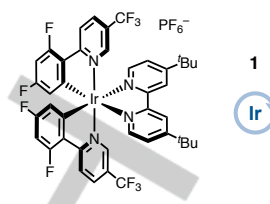
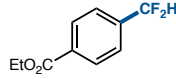
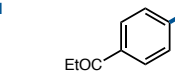
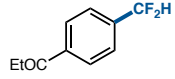
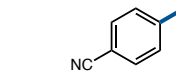
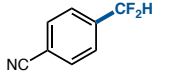
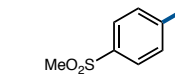
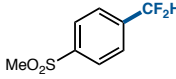
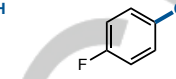
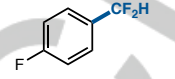
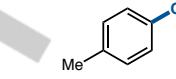
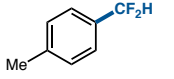

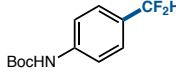
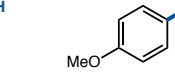
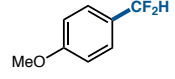
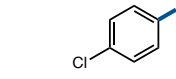
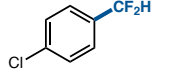
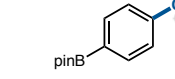
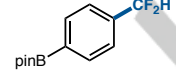
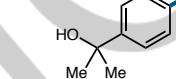
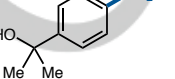
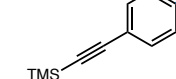
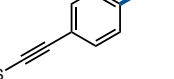

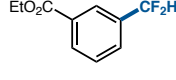
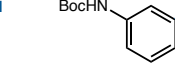
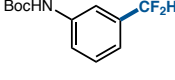
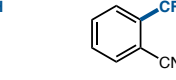
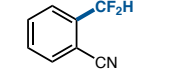
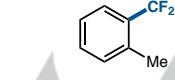
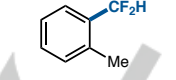
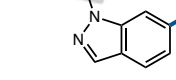
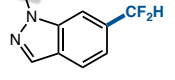
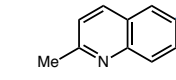
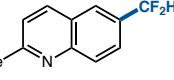

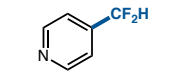
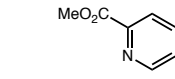
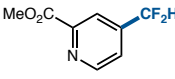
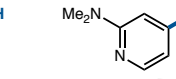
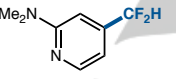
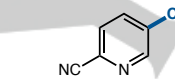
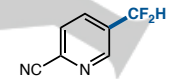
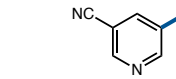
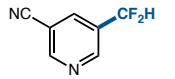
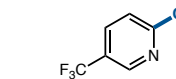
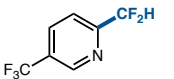

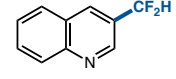
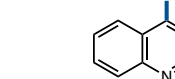
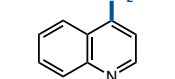
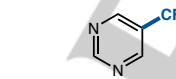
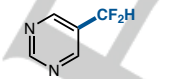
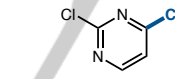
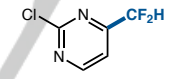
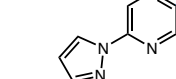
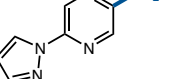
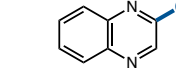
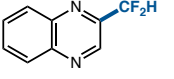

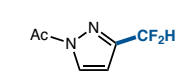
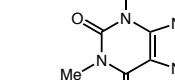
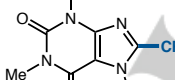
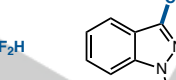
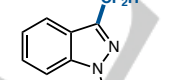
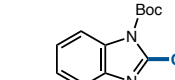
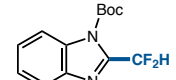
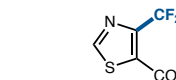
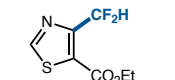
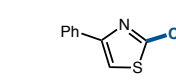
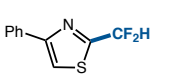

**Table 1.** Effect of stoichiometry of bromodifluoromethane.<sup>[a]</sup>

Key Components for Difluoromethylation System			
1 mol% photocatalyst <b>1</b>	5 mol% $\text{NiBr}_2\cdot\text{dtbbpy}$ ( <b>15</b> )	$(\text{TMS})_3\text{SiH}$ , 2,6-lutidine	
aryl halide	$\text{CF}_2\text{H}$ source		$\text{CF}_2\text{H}$ -arene
		DME, 30 °C, 18 h	
stoichiometry of $\text{CF}_2\text{HBr}$			
1.0 equiv.	52%	77%	74%
2.0 equiv.	72%	84%	16%
4.0 equiv.	77%	56%	3%
with $\text{TMS}-\text{CF}_2\text{Br}^{\text{[b]}}$	31%	30%	27%



[a] Performed with photocatalyst **1** (1 mol%),  $\text{NiBr}_2\cdot\text{dtbbpy}$  (5 mol%), aryl bromide (0.2 mmol),  $\text{CF}_2\text{HBr}$  (1–4 equiv.),  $(\text{TMS})_3\text{SiH}$  (1.05 equiv.), and 2,6-lutidine (2 equiv.) in DME for 18 h. Yields were obtained via  $^{19}\text{F}$  NMR analysis. [b] See Supporting Information for experimental details.

**Table 2.** Scope of aryl halide electrophiles in silyl radical-mediated difluoromethylation using bromodifluoromethane as a CF<sub>2</sub>H source<sup>[a]</sup>

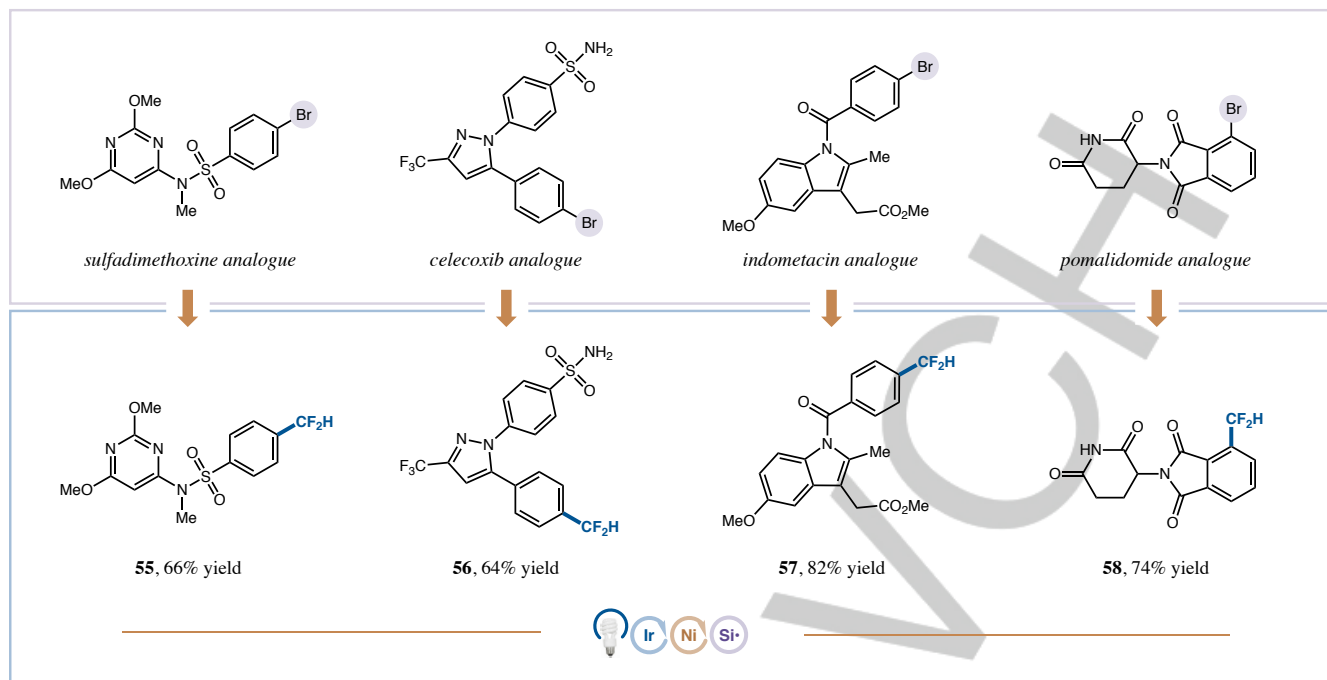
			
aryl bromide	1–2 equiv.	difluoromethylarene	1
<b>arenes</b>			
			<b>19</b> , 83% yield
			<b>20</b> , 81% yield
			<b>21</b> , 75% yield
			<b>22</b> , 83% yield
			<b>23</b> , 80% yield <sup>b</sup>
			<b>24</b> , 67% yield <sup>b</sup>
			<b>25</b> , 74% yield
			<b>26</b> , 55% yield <sup>b</sup>
			<b>27</b> , 80% yield <sup>b</sup>
			<b>28</b> , 85% yield <sup>b</sup>
			<b>29</b> , 71% yield
			<b>30</b> , 75% yield
			<b>31</b> , 78% yield
			<b>32</b> , 73% yield
			<b>33</b> , 73% yield
			<b>34</b> , 60% yield <sup>b,c,d</sup>
			<b>35</b> , 69% yield
			<b>36</b> , 75% yield
<b>heteroarenes</b>			
			<b>37</b> , 54% yield <sup>b,e</sup>
			<b>38</b> , 71% yield
			<b>39</b> , 84% yield
			<b>40</b> , 75% yield <sup>f</sup>
			<b>41</b> , 69% yield
			<b>42</b> , 46% yield <sup>b,g</sup>
			<b>43</b> , 76% yield <sup>e</sup>
			<b>44</b> , 78% yield <sup>e</sup>
			<b>45</b> , 65% yield <sup>b</sup>
			<b>46</b> , 66% yield <sup>b</sup>
			<b>47</b> , 60% yield <sup>b,i</sup>
			<b>48</b> , 61% yield <sup>e</sup>
			<b>49</b> , 51% yield <sup>b,c,j</sup>
			<b>50</b> , 75% yield <sup>k</sup>
			<b>51</b> , 70% yield <sup>k</sup>
			<b>52</b> , 55% yield <sup>f,l</sup>
			<b>53</b> , 57% yield <sup>m</sup>
			<b>54</b> , 45% yield <sup>k</sup>

[a] Isolated yields unless otherwise indicated. Performed with photocatalyst **1** (1 mol%), NiBr<sub>2</sub>·dtbbpy (5 mol%), aryl bromide (0.5 mmol), CF<sub>2</sub>HBr (1–2 equiv.), (TMS)<sub>3</sub>SiH (1.05 equiv.), and 2,6-lutidine (2 equiv.) in DME for 18 h. See Supporting Information for experimental details and additional examples. [b] Yield determined by <sup>19</sup>F NMR (average of two runs). [c] 10 mol% Ni catalyst. [d] 42 h. [e] Na<sub>2</sub>CO<sub>3</sub> as base. [f] 3 equiv. CF<sub>2</sub>HBr. [g] LiOH as base. [h] 2 mol% Ni catalyst. [i] Acetone as solvent. [j] N,N-Diisopropylethylamine as base. [k] Quinuclidine as base. [l] K<sub>2</sub>CO<sub>3</sub> as base. [m] DABCO as base.

species can undergo oxidative addition with the electron-deficient CF<sub>2</sub>HBr reagent at a rate competitive with the aryl bromide insertion step.<sup>[20]</sup> Moreover, we believe that such a pathway would be deleterious, given that the resultant Ni<sup>II</sup>–CF<sub>2</sub>H complex would be unlikely to participate in further oxidative addition steps with the aryl bromide.<sup>[21]</sup> As such, for more electron-rich or hindered aryl halides that undergo relatively slow oxidative addition with nickel, the issue of competitive CF<sub>2</sub>HBr insertion is mitigated by employing lower concentrations of the CF<sub>2</sub>H source. However, at the other end of the electronic

spectrum, higher stoichiometry of CF<sub>2</sub>HBr ensures that the silane-mediated generation of CF<sub>2</sub>H radical occurs in synchronicity with the rapid oxidative addition of the nickel catalyst into highly electron-deficient arenes (e.g., **16**).<sup>[22]</sup>

With optimized conditions in hand, we next evaluated the scope of the aryl bromide component (Table 2). Notably, substrates bearing electron-withdrawing groups, such as esters, ketones, nitriles, and sulfones, generated the respective difluoromethyl adducts in high yields (**19–22**, 75–83% yield). In accord with our optimization studies, electron-neutral and



**Scheme 2.** Application of difluoromethylation: late-stage functionalization for the expedient synthesis of difluoromethyl analogues of pharmaceutical agents.

electron-rich bromoarenes performed well using lower loadings of  $\text{CF}_2\text{HBr}$  (**23–26**, 55–80% yield). As a useful demonstration of the mild conditions and functional group tolerance of this new coupling protocol, we found that aryl electrophiles bearing chloride and boronate ester groups can be readily implemented (**27** and **28**, 80% and 85% yield, respectively). This characteristic was further underscored by the performance of substrates containing alcohol and silylalkyne moieties (**29** and **30**, 71% and 75% yield, respectively). *Meta*- and *ortho*-substituted aryl bromides were also shown to be competent electrophiles in this transformation (**31–34**, 60–78% yield).

We next turned our attention to the scope of heteroaryl halides, a critical group of substrates with respect to the utility of this protocol in the medicinal chemistry sector. As shown in Table 2, a broad range of 2-, 3-, and 4-bromopyridines were found to be suitable coupling partners (**37–42**, 46–84% yield). Moreover, bromoquinolines afforded the desired products with good efficiency (**43** and **44**, 76% and 78% yield, respectively). Multi-nitrogen-bearing heteroaryls, such as pyrimidines, pyrazines and quinoxalines, have long been viewed as problematic substrates for a range of cross-coupling reactions. As such, it was notable that all of these heteroaryl ring classes were readily converted to their corresponding difluoromethylarenes (**45–48**, 60–66% yield). In the same context, five-membered bromoarenes were also found to be competent electrophiles. In particular, difluoromethyl derivatives of pyrazole, indazole, benzimidazole, and caffeine were obtained in good to high yields (**49–52**, 51–75% yield). Perhaps most notable, bromothiazoles, a traditionally difficult cross-coupling class,<sup>[23]</sup> were readily transformed to their corresponding  $\text{CF}_2\text{H}$  adducts (**53** and **54**, 57% and 45% yield, respectively).

Finally, given the pharmaceutical relevance of the  $\text{CF}_2\text{H}$  group, we sought to showcase the utility of our protocol in the late-stage difluoromethylation of analogues of several known medicinal agents (Scheme 2). Specifically, difluoromethyl-

containing derivatives of sulfadimethoxine, celecoxib, indometacin, and pomalidomide were obtained in good to high yields from the aryl bromide precursors (**55–58**, 64–82% yield). These results further highlight the real-world utility of this metallaphotoredox technology with respect to tolerance of medically relevant functionality, such as sulfonamides, imides, electron-rich pyrimidines, pyrazoles, and indoles.

In conclusion, we have developed a novel metallaphotoredox platform for the difluoromethylation of a broad range of aryl and heteroaryl halides. This protocol employs commercially available bromodifluoromethane as a direct source of  $\text{CF}_2\text{H}$  radical via a silyl radical-mediated halogen abstraction pathway previously unexplored for fluoroalkyl electrophiles within the realm of cross-coupling. Given its distinct convenience and broad applicability to pharmaceutically relevant scaffolds, we expect this method to be widely adopted within the synthetic and medicinal chemistry community.

#### Acknowledgements

Financial support provided by the NIHGMS (R01 GM103558-05), and kind gifts from Merck, BMS, Pfizer, Janssen, and Eli Lilly. S.C. gratefully thanks the Fonds de Recherche du Québec – Nature et Technologies (FRQNT) for a postdoctoral fellowship (#198859). M.Y. thanks Daiichi Sankyo Co., Ltd. for funding. M.K. thanks the Japan Society for the Promotion of Science for Grant-in-Aid for JSPS Fellows. D.F.F. thanks the MINECO for a fellowship (BES-2014-068776 and EEBB-I-17-11925). R.R. thanks the Swiss National Science Foundation for a postdoctoral fellowship (P2FRP2-178091). The authors acknowledge C. Liu for assistance in preparing the manuscript.

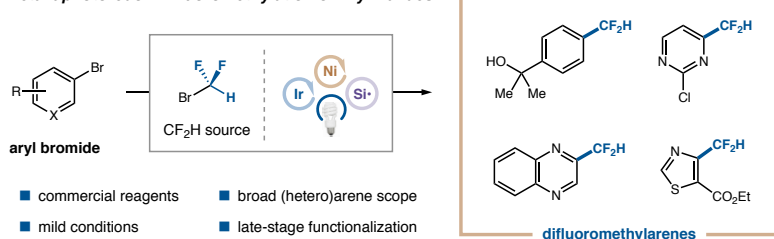
**Keywords:** difluoromethylation • photoredox catalysis • heterocycles • nickel • fluorine

- [1] a) W. K. Hagmann, *J. Med. Chem.* **2008**, *51*, 4359; b) S. Purser, P. R. Moore, S. Swallow, V. Gouverneur, *Chem. Soc. Rev.* **2008**, *37*, 320; c) Y. Zhuo, J. Wang, Z. Gu, S. Wang, W. Zhu, J. L. Aceña, V. A. Soloshonok, K. Izawa, H. Liu, *Chem. Rev.* **2016**, *116*, 422.
- [2] a) T. Liang, C. N. Neumann, T. Ritter, *Angew. Chem. Int. Ed.* **2013**, *52*, 8214; b) M. G. Campbell, T. Ritter, *Chem. Rev.* **2015**, *115*, 612; c) O. A. Tomashenko, V. V. Grushin, *Chem. Rev.* **2011**, *111*, 4475; d) C. Alonso, E. M. de Marigorta, G. Rubiales, F. Palacios, *Chem. Rev.* **2015**, *115*, 1847.
- [3] a) J. A. Erickson, J. I. McLoughlin, *J. Org. Chem.* **1995**, *60*, 1626; b) Y. Zafrani, D. Yeffet, G. Sod-Moriah, A. Berliner, D. Amir, D. Marciano, E. Gershonov, S. Saphier, *J. Med. Chem.* **2017**, *60*, 797; c) C. D. Sessler, M. Rahm, S. Becker, J. M. Goldberg, F. Wang, S. J. Lippard, *J. Am. Chem. Soc.* **2017**, *139*, 9325.
- [4] a) N. A. Meanwell, *J. Med. Chem.* **2011**, *54*, 2529; b) N. A. Meanwell, *J. Med. Chem.* **2018**. Article ASAP. DOI: 10.1021/acs.jmedchem.7b01788.
- [5] For recent reviews on difluoromethylation reactions, see: a) B. Chen, D. A. Vicic, *Top. Organomet. Chem.* **2015**, *52*, 113; b) D. E. Yerien, S. Barata-Vallejo, A. Postigo, *Chem. Eur. J.* **2017**, *23*, 14676; c) J. Rong, C. Ni, J. Hu, *Asian J. Org. Chem.* **2017**, *6*, 139.
- [6] Selected examples: a) P. S. Fier, J. F. Hartwig, *J. Am. Chem. Soc.* **2012**, *134*, 5524; b) Y. Gu, X. Leng, Q. Shen, *Nat. Commun.* **2014**, *5*, 5405; c) L. Xu, D. A. Vicic, *J. Am. Chem. Soc.* **2016**, *138*, 2536; d) C. Lu, Y. Gu, J. Wu, Y. Gu, Q. Shen, *Chem. Sci.* **2017**, *8*, 4848; e) Z. Feng, Q.-Q. Min, X.-P. Fu, L. An, X. Zhang, *Nat. Chem.* **2017**, *9*, 918; f) C. Lu, H. Lu, J. Wu, H. C. Shen, T. Hu, Y. Gu, Q. Shen, *J. Org. Chem.* **2018**, *83*, 1077; g) W. Miao, Y. Zhao, C. Ni, B. Gao, W. Zhang, J. Hu, *J. Am. Chem. Soc.* **2018**, *140*, 880; h) R. R. Merchant, J. T. Edwards, T. Qin, M. M. Kruszyk, C. Bi, G. Che, D.-H. Bao, W. Qiao, L. Sun, M. R. Collins, O. O. Fadeyi, G. M. Gallego, J. J. Mousseau, P. Nuhant, P. S. Baran, *Science* **2018**, *360*, 75; i) C. Xu, W.-H. Guo, X. He, Y.-L. Guo, X.-Y. Zhang, X. Zhang, *Nat. Commun.* **2018**, *9*, 1170.
- [7] For reviews on metallaphotoredox catalysis, see: a) K. L. Skubi, T. R. Blum, T. P. Yoon, *Chem. Rev.* **2016**, *116*, 10035; b) M. D. Levin, S. Kim, F. D. Toste, *ACS Cent. Sci.* **2016**, *2*, 293; c) J. Twilton, C. C. Le, P. Zhang, M. H. Shaw, R. W. Evans, D. W. C. MacMillan, *Nat. Rev. Chem.* **2017**, *1*, 0052.
- [8] P. Zhang, C. C. Le, D. W. C. MacMillan, *J. Am. Chem. Soc.* **2016**, *138*, 8084.
- [9] a) M. Ballestri, C. Chatgililoglu, K. B. Clark, D. Griller, B. Giese, B. Kopping, *J. Org. Chem.* **1991**, *56*, 678; b) C. Chatgililoglu, *Acc. Chem. Res.* **1992**, *25*, 188; c) C. Chatgililoglu, J. Lalevée, *Molecules* **2012**, *17*, 527.
- [10] R. M. Santangelo, T. M. Acker, S. S. Zimmerman, B. M. Katzman, K. L. Strong, S. F. Traynelis, D. C. Liotta, *Expert Opin. Ther. Pat.* **2012**, *22*, 1337.
- [11] a) D. C. Blakemore, L. Castro, I. Chucher, D. C. Rees, A. W. Thomas, D. M. Wilson, A. Wood, *Nat. Chem.* **2018**, *10*, 383; b) R. Zhang, G. Li, M. Wismer, P. Vachal, S. L. Colletti, Z.-C. Shi, *ACS Med. Chem. Lett.* Article ASAP. DOI: 10.1021/acsmedchemlett.8b00183.
- [12] Y.-R. Luo, *Comprehensive Handbook of Chemical Bond Energies*; CRC Press: Boca Raton, FL, 2007.
- [13] For a study on the nucleophilicity of silyl radicals and the kinetic effect of polarity matching in halogen abstraction from benzyl bromides, see: X.-K. Jiang, W. F.-X. Ding, Y.-H. Zhang, *Tetrahedron* **1997**, *53*, 8479 and references therein.
- [14] dF(CF<sub>3</sub>)ppy = 2-(2,4-difluorophenyl)-5-trifluoromethylpyridine; dtbbpy = 4,4'-di-*t*-Bu-2,2'-bipyridine.
- [15] M. S. Lowry, J. I. Goldsmith, J. D. Slinker, R. Rohl, R. A. Pascal, G. G. Malliaras, S. Bernhard, *Chem. Mater.* **2005**, *17*, 5712.
- [16] Ni<sup>0</sup> catalyst **9** can likely be generated in situ from a Ni<sup>II</sup> precatalyst via two single electron reductions performed by reduced photocatalyst **4**. A sacrificial amount of bromide anion could turn over the photocatalytic cycle in this case. See: Z. Zuo, D. T. Ahneman, L. Chu, J. A. Terrett, A. G. Doyle, D. W. C. MacMillan, *Science* **2014**, *345*, 437.
- [17] The fluoro substituent has a Hammett  $\sigma_p$  value of  $-0.06$ . See: C. Hansch, A. Leo, R. W. Taft, *Chem. Rev.* **1991**, *91*, 165.
- [18] Control experiments with aryl halide **17** revealed that light, photocatalyst, nickel, and silane are all required for the success of the transformation ( $<1\%$  yield in the absence of at least one component). Reduction of CF<sub>2</sub>HBr to CF<sub>2</sub>H<sub>2</sub> was observed when the nickel catalyst was excluded, an observation that supports the capacity of the silyl radical to engage in halide abstraction with CF<sub>2</sub>HBr. See Supporting Information for details.
- [19] The implementation of commercially available (bromodifluoromethyl)trimethylsilane as a CF<sub>2</sub>H source was also possible, but not pursued due to lower reaction efficiency (Table 1).
- [20] For reports of proposed Ni<sup>I</sup> catalytic intermediates undergoing formal oxidative addition into bromodifluoromethane and chlorodifluoromethane, see: a) X.-P. Fu, Y.-L. Xiao, X. Zhang, *Chin. J. Chem.* **2018**, *36*, 143; b) ref 6i.
- [21] For experimental observations consistent with the deactivation of the nickel catalyst (i.e., poor conversion of starting material), see Supporting Information.
- [22] In support of the dramatic differences among rates of oxidative addition, competition experiments between **16** and **18** revealed that at early reaction time points the difluoromethyl product from electron-deficient **18** is obtained in up to 45% yield, whereas electron-neutral bromoarene **16** remains entirely unreacted. See Supporting Information.
- [23] M. Su, S. L. Buchwald, *Angew. Chem. Int. Ed.* **2012**, *51*, 4710.

Entry for the Table of Contents (Please choose one layout)

## COMMUNICATION

## Metallaphotoredox Difluoromethylation of Aryl Halides



Bromodifluoromethane, a commercial alkyl halide, is harnessed as an effective source of difluoromethyl radical via silyl radical-mediated halogen abstraction. The merger of this fluoroalkyl electrophile activation pathway with a dual nickel/photoredox catalytic platform enables the difluoromethylation of a diverse array of aryl and heteroaryl bromides under mild conditions. The utility of this protocol is showcased in the late-stage functionalization of several drug analogues.

Vlad Bacauanu, Sébastien Cardinal,  
Motoshi Yamauchi, Masaru Kondo,  
David F. Fernández, Richard Remy, and  
David W. C. MacMillan\*

Page No. – Page No.

**Metallaphotoredox  
Difluoromethylation of Aryl  
Bromides**