

Article

Broad Spectrum Enolate Equivalent for Catalytic Chemo-, Diastereo-, and Enantioselective Addition to N-Boc Imines

Barry M. Trost, and Chao-I (Joey) Hung

J. Am. Chem. Soc., **Just Accepted Manuscript** • DOI: 10.1021/jacs.5b11248 • Publication Date (Web): 02 Dec 2015

Downloaded from <http://pubs.acs.org> on December 3, 2015

Just Accepted

"Just Accepted" manuscripts have been peer-reviewed and accepted for publication. They are posted online prior to technical editing, formatting for publication and author proofing. The American Chemical Society provides "Just Accepted" as a free service to the research community to expedite the dissemination of scientific material as soon as possible after acceptance. "Just Accepted" manuscripts appear in full in PDF format accompanied by an HTML abstract. "Just Accepted" manuscripts have been fully peer reviewed, but should not be considered the official version of record. They are accessible to all readers and citable by the Digital Object Identifier (DOI®). "Just Accepted" is an optional service offered to authors. Therefore, the "Just Accepted" Web site may not include all articles that will be published in the journal. After a manuscript is technically edited and formatted, it will be removed from the "Just Accepted" Web site and published as an ASAP article. Note that technical editing may introduce minor changes to the manuscript text and/or graphics which could affect content, and all legal disclaimers and ethical guidelines that apply to the journal pertain. ACS cannot be held responsible for errors or consequences arising from the use of information contained in these "Just Accepted" manuscripts.



ACS Publications

Broad Spectrum Enolate Equivalent for Catalytic Chemo-, Diastereo-, and Enantioselective Addition to *N*-Boc Imines

Barry M. Trost* and Chao-I (Joey) Hung

Department of Chemistry, Stanford University, Stanford, California 94305-5580, United States

ABSTRACT: Alkynyl ketones are attractive but challenging nucleophiles in enolate chemistry. Their susceptibility to other reactions such as Michael additions and the difficulty of controlling the enolate geometry make them difficult substrates. Mannich-type reactions, which previously have not been reported using *N*-carbamoyl-imines with simple ketone enolates became our objective. In this report, we describe the first direct catalytic Mannich-type reaction between various ynones and *N*-Boc imines, whose stereocontrol presumably derives from catalyst control of enolate geometry. This method produces α -substituted β -amino ynones with excellent chemo-, diastereo- and enantioselectivity. The products can be readily transformed into a broad range of molecular scaffolds upon further one-step transformations, demonstrating the utility of ynones as masked synthetic equivalents for a variety of unsymmetrically substituted acyclic ketones. In particular, alkynyl alkyl ketones resolve the longstanding problem of the inability to use the enolates of unsymmetrical dialkyl ketones lacking α -branching for regio- and stereoselective reactions.

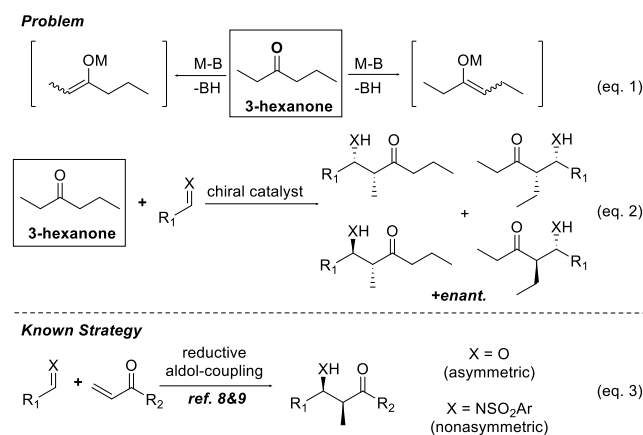
INTRODUCTION

C-C bond formation through enolate chemistry is one of the most fundamental and broadly utilized transformations in modern synthetic organic chemistry. Over the past few decades, significant progress in this field has been made not only in achieving high levels of control in additions to diverse electrophiles, but also with processes that no longer require stoichiometric generation of the enolate intermediates.¹ Alkynyl ketones are valuable yet underexplored nucleophiles in this active area of research. Their propensity to act as Michael acceptors and the difficulty of controlling the enolate geometry due to lack of steric bulk on the acetylene moiety render them challenging substrates.² Nonetheless, ynones are versatile building blocks for structural proliferation into various synthetic targets.³ The high metallophilicity of the acetylene moiety can be employed in chemoselective C-C bond formations such as [2+2+2] cycloadditions,⁴ alkyne-alkyne or alkene-alkyne coupling,⁵ and reductive coupling reactions.⁶ The adjacent carbonyl group also allows rapid construction of various heterocycles.⁷ The valuable ability of ynone enolates to act as a broad spectrum enolate equivalent is significant, especially in a lead generation program in drug discovery, where rapid access to a broad diversity of skeletal classes is required.

Our initial motivation derived from the fact that unsymmetrical acyclic ketones lacking functionality in proximity of the carbonyl group, such as 3-hexanone, do not participate in reactions proceeding through enol or enolates with high chemo-, regio-, diastereo-, and enantioselectivity. As shown in eq. 1 (Scheme 1), the source of these difficulties lies in the inability to control the regio- and

geometric selectivity of the enolization process. Thus, in attempting to develop the addition of such a ketone with an electrophile under catalytic conditions, up to eight total isomers are possible (eq. 2).

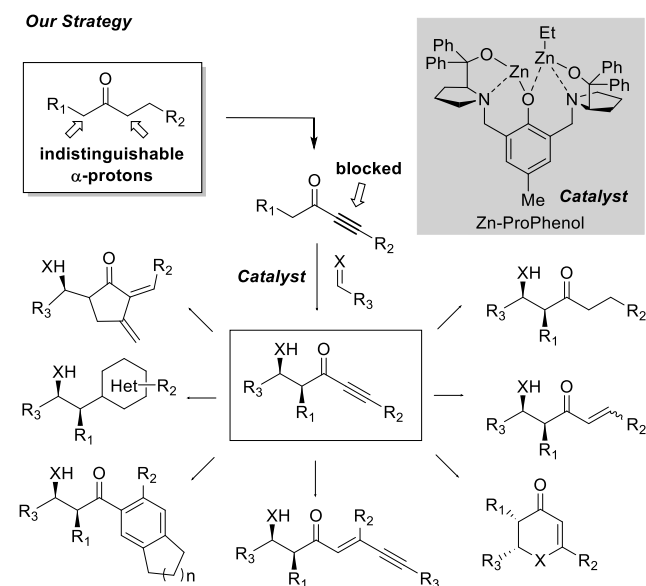
Scheme 1. Problems and Known Strategy to Selectively Functionalize Unsymmetrical Dialkyl Ketones



One way to generate regio-defined acyclic dialkyl ketone enolates involves the metal-catalyzed reductive coupling of α,β -unsaturated ketones *via* hydrogenation (eq. 3).⁸ In such processes, the selected enone first undergoes 1,4-addition by hydride to generate the reactive enolate intermediate, which then is trapped by the desired electrophile.^{9,10} Although effective, this strategy is generally applied to ketones bearing a simple vinyl group. Since an alkyne can function as a masked alkane, the use of ynones also provides a potential route to direct regio-, diastereo-,

and enantioselective modification on nonsymmetrical dialkyl ketones (Scheme 2). This particular strategy relies on an acetylene moiety on one side of the ketone, preventing enolization on that side. After performing the enolate chemistry, the acetylene moiety can be transformed into a variety of compounds, including fully saturated unsymmetrical ketones via hydrogenation.

Scheme 2. Ynones as Advantageous Acyclic Donors in Enolate Chemistry

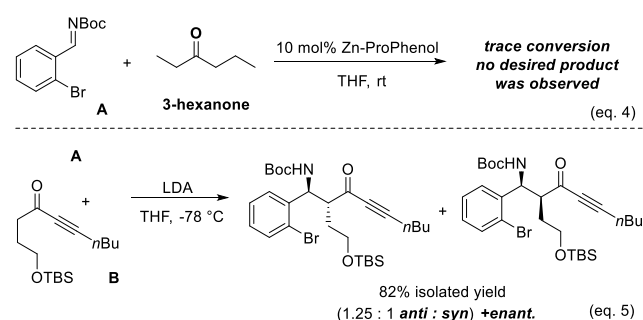


Reports of direct catalytic enolization of ynones for enantioselective additions are rare.¹¹ Previous examples in the literature mainly focus on aldol reactions between aldehydes and methyl ynones, and good diastereocontrol was only observed in the presence of an α -hydroxy group. More importantly, the use of ynones in Mannich-type reactions is unknown. The lack of methods for diastereo- and enantioselective Mannich-type reactions of ynones and the valuable α -substituted β -amino ynone products provided a fitting challenge and opportunity for the further development of our metal-ProPhenol system.¹² The commercially available ProPhenol ligand is a member of the aza-crown family that was mainly inspired by the work of Cram on chiral crown compounds.¹³ When treated with an alkyl metal reagent such as Et_2Zn or Bu_2Mg , this proline-derived ligand spontaneously assembles into a chiral dinuclear metal complex *via* deprotonation of the three hydroxyl groups. The resulting complex contains a Lewis acidic site to activate an electrophile and a Brønsted basic site to deprotonate a pronucleophile.

Despite previous success in an array of direct asymmetric aldol and Mannich-type reactions using zinc-ProPhenol catalysis, the scope of donors has been restricted to methyl ketones (acetophenones,^{12a} acetone,^{12c} methyl vinyl ketone,^{12f} methyl ynones^{11a}) or unsubstituted α -hydroxy carbonyl compounds.^{12f-g} To demonstrate the difficulty of using higher alkyl ketones, a control experiment using 3-hexanone and imine **A** was conducted. As shown in eq. 4 (Scheme 3), no desired Mannich product was observed using the Zn-ProPhenol catalyst. We there-

fore anticipated the possibility of ynones to overcome this observed limitation due to the unique steric and electronic properties of the alkyne group. The excellent properties of Boc as a nitrogen protecting group make the use of *N*-Boc imines preferentially attractive. However, curiously, according to a recent review, there are no examples of simple ketone enolates serving as suitable donors for such imines.¹⁴ To illustrate the difficulty of controlling the enolate geometry *via* traditional approaches even in the case of alkynyl ketones, a control experiment using imine **A** and ynone **B** was conducted under standard enolate conditions (eq. 5). As expected, poor diastereoselectivity of 1.25 : 1 was obtained, suggesting the lack of steric differentiation between the oxygen and the acetylene moiety. In this respect, the catalyst must exercise control of the enolate geometry.

Scheme 3. Control Experiments

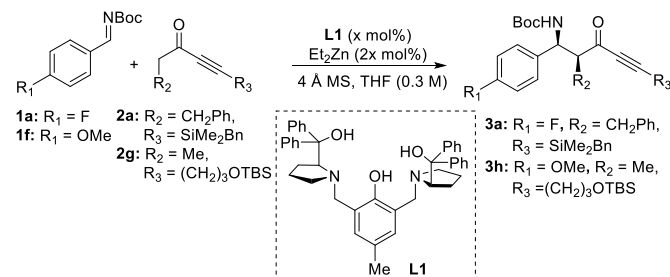


RESULTS AND DISCUSSION

We initiated our studies with silyl-protected ynone **2a** as the model substrate since it is less likely to undergo undesired Michael addition due to steric bulk (Table 1). Benzyldimethylsilyl group was chosen due to the potential subsequent functionalization *via* Hiyama cross-coupling.¹⁵ Moreover, Boc-protected aldimine **1a** was selected for initial optimization process due to its stability and ease of handling. Astonishingly, the first experiment using 2 equivalents of **2a** and aldimine **1a** in the presence of 20 mol% of Zn-ProPhenol catalyst produced a near perfect result (entry 1), in which the desired Mannich adduct **3a** was obtained as a single diastereomer in 99% yield and 97% ee. This result suggested that our catalyst system did generate one enolate isomer preferentially over the other. Decreasing the catalyst loading to 10 mol% did not show any detrimental effect. Although excellent selectivity was retained by further decreasing the catalyst loading to 5 mol%, the reaction never proceeded to full conversion even at room temperature (entry 3). Subsequent optimization showed that ynone **2a** can be reduced to 1.2 equivalents to give **3a** in 99% yield and excellent diastereo- and enantioselectivity (entry 5). To our delight, reactions with alkyl-substituted ynone **2g**, which is more prone to undergo undesired Michael additions, gave comparable results despite minor erosion of the diastereoselectivity (entry 7), and further adjustment of the reaction temperature did not give significant improvement (entry 8 & 9). Eventually, by reducing the catalyst loading to 5 mol%, **3h** was obtained as a single diastereomer in

91% yield with excellent ee (entry 10). The high conversion of **2g** with only 5 mol% of catalyst in contrast to **2a** might potentially be due to the absence of the bulky silyl-protecting group directly attached to the acetylene moiety. Finally, it should be noted that the ligand can be easily recovered and recycled *via* chromatography (80% recovery), hence enhancing the effective turnover number.

Table 1. Optimization of the reaction conditions^a



entry	3	x	equiv. of 2, T (°C)	yield ^b	dr ^c	ee ^d
1	3a	20	2, 4	99%	>20 : 1	97%
2	3a	10	2, 4	95%	>20 : 1	99%
3 ^e	3a	5	2, rt	78%	>20 : 1	98%
4	3a	10	1.5, 4	96%	>20 : 1	97%
5	3a	10	1.2, 4	99%	>20 : 1	99%
6	3a	10	1.0, 4	85%	>20 : 1	99%
7	3h	10	1.2, 4	93%	15 : 1	99%
8	3h	10	1.2, -10	70%	16 : 1	99%
9	3h	10	1.2, rt	95%	15 : 1	95%
10 ^e	3h	5	1.2, 4	91%	>20 : 1	99%

^aReaction conditions: 0.24 mmol **1**, x mol% **L1**, 2x mol% Et₂Zn (1.0 M in hexanes), 4 Å molecular sieves (10 mg), in THF (0.3 M) at the indicated temperature and concentration. ^bIsolated yield. ^cDetermined by ¹H-NMR analysis. ^dDetermined by HPLC on a chiral stationary phase. ^eReaction was done in 0.6 M THF.

With the optimized conditions in hand, we then evaluated the generality of this catalytic process (Table 2). On the acceptor side, a variety of aromatic *N*-Boc aldimines was successfully reacted with ynone donors. Both electron-withdrawing and electron-donating groups were tolerated in *ortho*, *meta*, and *para* positions. Heteroaromatic imines also gave the product in high yields and selectivities without poisoning the Zn catalyst. On the donor side, a variety of functional groups, including alkenes, unprotected terminal acetylenes, esters, protected alcohols, arenes, and bulky alkyl chains were tolerated without significant perturbation of the reactivity and selectivities, demonstrating the high chemoselectivity of this catalytic process. Moreover, as described in the optimization table, reactions with alkyl-substituted ynones were performed using 5 mol% loading of catalyst (**3h-3k**).

Table 2. Scope of the Reaction with Aromatic Imines^a

entry	3	Structure	yield ^b	dr/ee
1	a		99%	>20 : 1, 99%
2	b		95%	>20 : 1, 91%
3	c		88%	>20 : 1, 99%
4	d		86%	>20 : 1, 98%
5	e		75%	>20 : 1, 99%
6	f		95%	>20 : 1, 92%
7	g		89%	9.5 : 1, 99%
8 ^b	h		91%	>20 : 1, 99%
9 ^b	i		81%	13 : 1, 92%
10 ^b	j		85%	17 : 1, 96%
11 ^b	k		91%	16 : 1, 99%
12 ^c	l		85%	NA, 97%
13 ^c	m		85%	NA, 94%
14 ^c	n		83%	NA, 92%
15 ^c	o		80%	NA, 95%

^aReaction conditions: 0.24 mmol **1**, 0.29 mmol **2**, 10 mol% **L1**, 20 mol% Et₂Zn, 4 Å molecular sieves (10 mg), in THF (0.3 M) at 4 °C for 16 h. ^bReaction run with 5 mol% catalyst in THF (0.6 M). ^cReaction run at -10 °C for 48 h.

This reaction can also be performed using simple methyl ynone donors (**3l–3o**) to give high yields and excellent selectivity at $-10\text{ }^{\circ}\text{C}$. To show the scalability and practicality of the method, several examples (**3h**, **3k**, **3m**) were performed at 2.4 mmol scale, giving comparable results to the small-scale reactions. In contrast to the result from the control experiment (Scheme 3), our new approach can allow the formation of ynone **3j** in 85% yield with excellent ee and dr. In addition, *N*-Dpp protected imines were also examined. However, low conversions and selectivities were observed (See SI Table S5).

Table 3. Optimization with α,β -unsaturated imine **1j^a**

Ar_1
 Ar_2
 R
 Me
L

L1 R=H, Ar¹=Ar²=Ph
L2 R=H, Ar¹=Ph, Ar²=*p*-C₆H₄CF₃
L3 R=H, Ar¹=Ar²=*p*-C₆H₄OCH₃
L4 R=H, Ar¹=*p*-C₆H₄CF₃, Ar²=*p*-C₆H₄OCH₃
L5 R=H, Ar¹=Ar²=*p*-C₆H₄CF₃
L6 R=Ph, Ar¹=Ar²=Ph

entry	L	x	T (°C)	yield ^b	dr ^c	ee ^d
1	L1	10	4	88%	9 : 1	75%
2	L1	10	-10	68%	9 : 1	77%
3	L1	5	4	60%	10 : 1	74%
4	L2	10	4	96%	9 : 1	88%
5	L3	10	4	75%	7 : 1	77%
6	L4	10	4	85%	8 : 1	82%
7	L5	10	4	63%	8 : 1	65%
8	L6	10	4	80%	9 : 1	70%

^aReaction conditions: : 0.24 mmol **1**, x mol% **L**, 2x mol% Et₂Zn (1.0 M in hexanes), 4 Å molecular sieves (10 mg), in THF (0.3 M) at the indicated temperature for 8 h. ^bIsolated yield. ^cDetermined by ¹H-NMR analysis. ^dDetermined by HPLC on a chiral stationary phase.

The catalytic process was also applicable to nonaromatic imines. Using the standard conditions with **L1**, α,β -unsaturated imine **1j** gave high product yields and diastereoselectivity (entry 1, Table 3). To enhance the enantioselectivity of this process, several ligands were examined, especially the recently developed non-C₂-symmetric ProPhenol ligands, which have shown to improve the enantioselectivity substantially in the vinylation reaction previously described.^{12b} To our delight, the combination of *p*-trifluoromethylphenyl and phenyl in the prolinol backbone **L2** was found to be optimal without perturbing the conversion and diastereoselectivity (entry 4). Interestingly, when switching to the more electron-rich ligand **L3** (entry 5), the enantioselectivity was similar to the parent ProPhenol ligand **L1**. The differential enantioinduction of **L2** was further demonstrated by performing the reaction with the C₂-symmetric analogous **L5**, in which significant decreases in yield and enantioselectivity were observed (entry 7). Curiously, using a donor-acceptor substituted

as in **L4** also showed a decrease in ee as well as yield (entry 6). ProPhenol **L6**, which has shown to improve the enantioselectivity of aldol reaction of glycinate benzo-phenone imines, did not result in any beneficial effect.¹¹

Initial examination using aliphatic imine **1k**, on the other hand, led to complete isomerization to the corresponding enecarbamate under typical reaction conditions (entry 1, Table 4). This observation suggested the α -proton of imine **2k** is comparably or even more acidic than the α -protons of ynone **2a** under the reaction conditions. Fortunately, we were able to overcome this undesirable process *via* slow addition of the imine. Subsequent adjustments of the addition rate as well as the equivalence of imine gave 84% yield and 85% ee as a single diastereomer (entry 5). Finally, further ligand optimization showed that the same non-C₂-symmetric ligand **L2** was optimal for the enantioselectivity (entry 6).

Table 4. Optimization with aliphatic imine **1k^a**

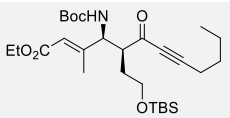
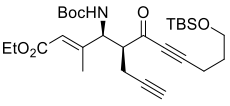
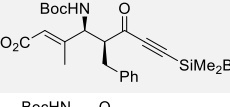
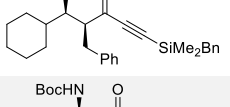
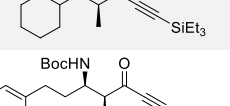
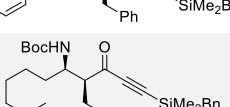
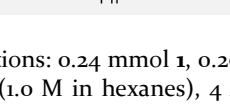
entry	L	equiv. of 1k	slow add. (h)	yield ^c	dr ^d	ee ^e
1 ^b	L1	1.0	0	n.p.	NA	NA
2	L1	2.0	3	32%	>20 : 1	82%
3	L1	2.0	6	55%	>20 : 1	80%
4	L1	2.0	12	88%	>20 : 1	85%
5	L1	1.5	12	84%	>20 : 1	85%
6	L2	1.5	12	89%	>20 : 1	95%
7	L3	1.5	12	75%	>20 : 1	80%
8	L4	1.5	12	86%	>20 : 1	88%

^aReaction conditions: : 0.24 mmol **2a**, x mol% **L**, 2x mol% Et₂Zn (1.0 M in hexanes), 4 Å molecular sieves (10 mg), in THF (0.3 M) at rt and stirred for 12 h after imine addition. ^bNo desired product. ^cIsolated yield. ^dDetermined by ¹H-NMR analysis. ^eDetermined by HPLC on a chiral stationary phase.

With the optimized conditions, different nonaromatic *N*-Boc imines were examined (Table 5). In general, good to excellent selectivities were observed. More importantly, imines bearing two enolizable α -protons were also compatible substrates in this process (entry 6 & 7), giving the corresponding ynones in excellent yields and selectivities. The incorporation of these highly enolizable imines not only considerably enhances the scope of this reaction, but also serves as a rare occasion where simple ketones are used as successful donors.¹⁴

Table 5. Reaction with Nonaromatic Imines

entry	3	Structure	yield ^b	dr/ee

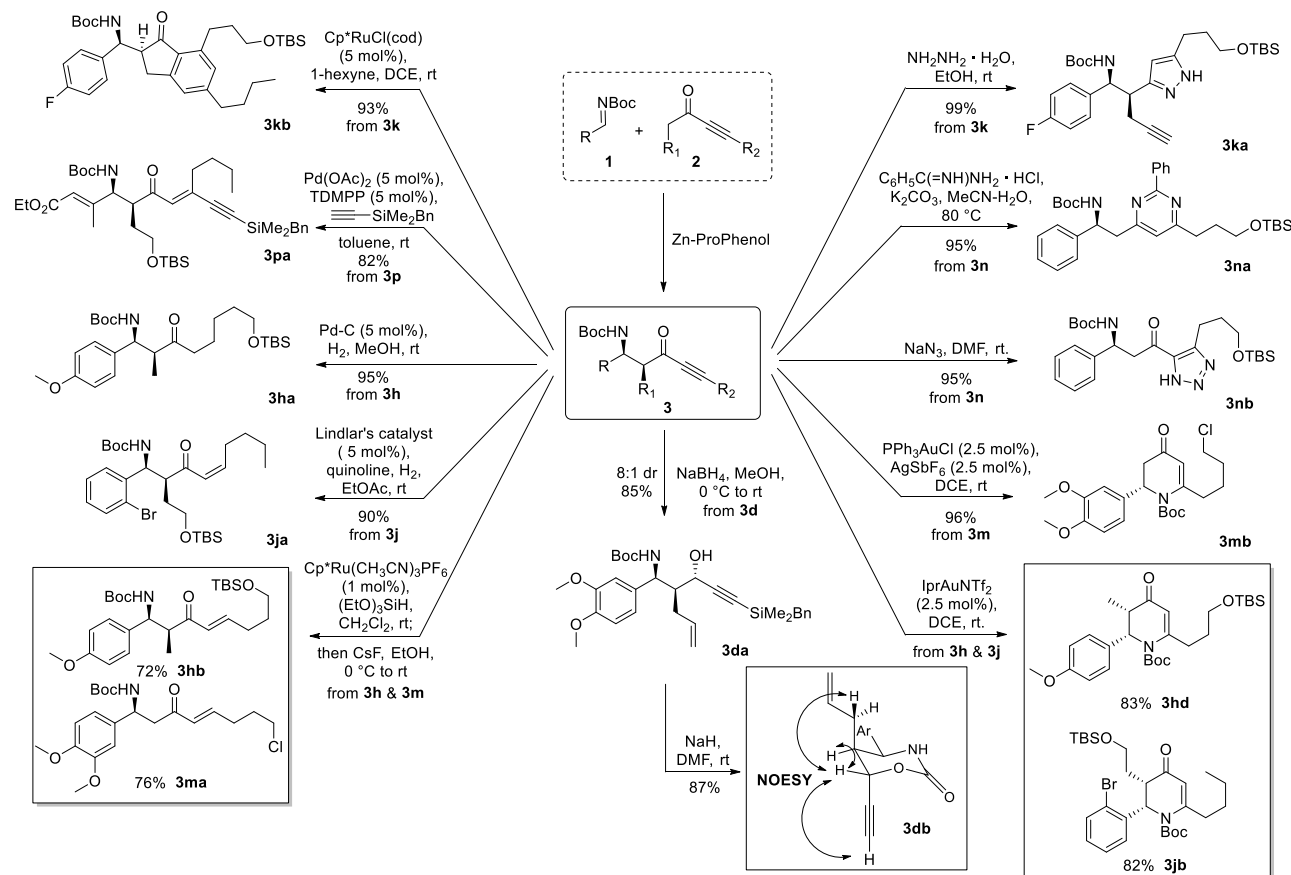
1 ^a	p		86%	9 : 1, 88%
2 ^a	q		90%	9 : 1, 91%
3 ^a	r		86%	>20 : 1, 99%
4 ^b	s		89%	>20 : 1, 95%
5 ^b	t		85%	>20 : 1, 94%
6 ^b	u		95%	>20 : 1, 98%
7 ^b	v		95%	>20 : 1, 97%

^aReaction conditions: 0.24 mmol **1**, 0.29 mmol **2**, 10 mol% **L2**, 20 mol% Et₂Zn (1.0 M in hexanes), 4 Å molecular sieves (10 mg), in THF (0.3 M) at 4 °C for 8 h. ^bReaction run with dropwise addition of imines (1.5 equiv) over 12 h at rt.

We then further elaborated the obtained products **3** to demonstrate their synthetic utility, especially with respect to library design in which each Mannich adduct can be converted into a wide diversity of scaffolds *via* a single step (Scheme 4). These transformations also validate the utility of ynones as a masked synthetic equivalent for a variety of unsymmetrically substituted acyclic ketones. Ketones with different degrees of unsaturation can be readily prepared. Pd-C catalyzed hydrogenation gave the fully saturated ketone **3ha** in 95% yield, demonstrating an efficient route to products equivalent to direct functionalization of unsymmetrical dialkyl ketones *via* two effective atom-economic catalytic addition processes. Our previously developed Ru-catalyzed hydrosilylation and subsequent same-pot desilylation with CsF gave (*E*)-enones **3hb** and **3ma** in good yields,¹⁶ whereas (*Z*)-enone **3ja** was generated upon partial hydrogenation using Lindlar's catalyst with quinoline. Heterocycles, including pyrazole **3ka**, pyrimidine **3na**, and triazole **3nb**, were obtained in excellent yields using literature single-step processes.^{7a-c} Upon NaBH₄ reduction, chiral propargyl alcohol **3da** was prepared in high yield with 8 : 1 dr, and the relative configuration was determined by NOESY after cyclization to the cyclic carbamate **3db** using NaH. The benzyldimethylsilyl group was removed during the reaction as well due to *in situ*-generated *tert*-butoxide.

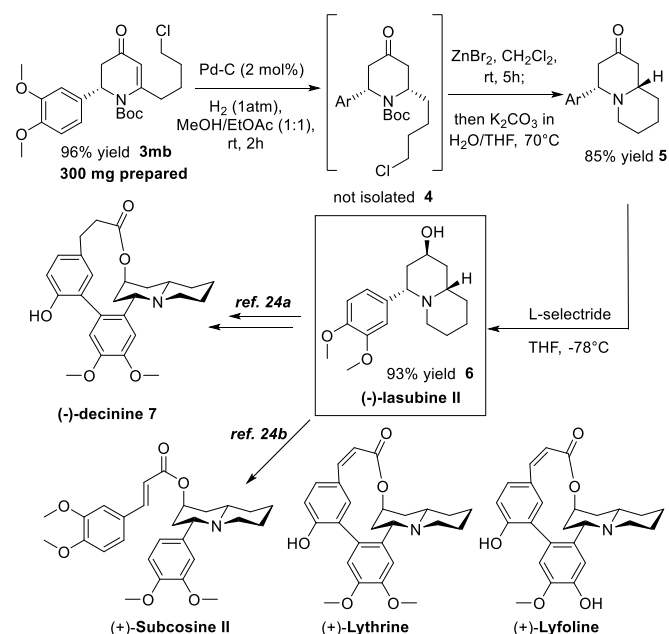
A 6-*endo-dig* cyclization catalyzed by *in situ*-generated PPh₃AuSbF₆ gave pyridinone **3mb** in 96% yield,¹⁷ which is

Scheme 4 Exemplified One-Step Structural Diversification of β-Amino Ynones



an important intermediate for a later total synthesis (Scheme 5). α -Substituted ynones, which have never been employed in this type of transformation, reacted sluggishly with significant epimerization at the α -position using the same catalyst, but changing to a more σ -donating NHC ligand gave **3hd** and **3jb** in high yields without any side reaction. The relative configurations of the α -substituted β -amino ynones were unambiguously determined by comparing the vicinal homonuclear ^1H - ^1H coupling constants upon Au-catalyzed 6-*endo-dig* cyclizations, which are consistent with other results reported in the literature.¹⁸ Using our reported Pd-catalyzed alkyne-alkyne coupling conditions, heavily functionalized enyne **3pa** was obtained in 82% yield with excellent stereo- and chemoselectivity.^{5c} Finally, Ru-catalyzed [2+2+2] cycloaddition¹⁹ with 1-hexyne gave β -amino indanone **3kb**, a member of a class of molecule that can modify muscarinic receptor activity for treating or alleviating diseases,²⁰ in 93% yield as a single regioisomer.

Scheme 5. Total Synthesis of (-)-Lasubine II

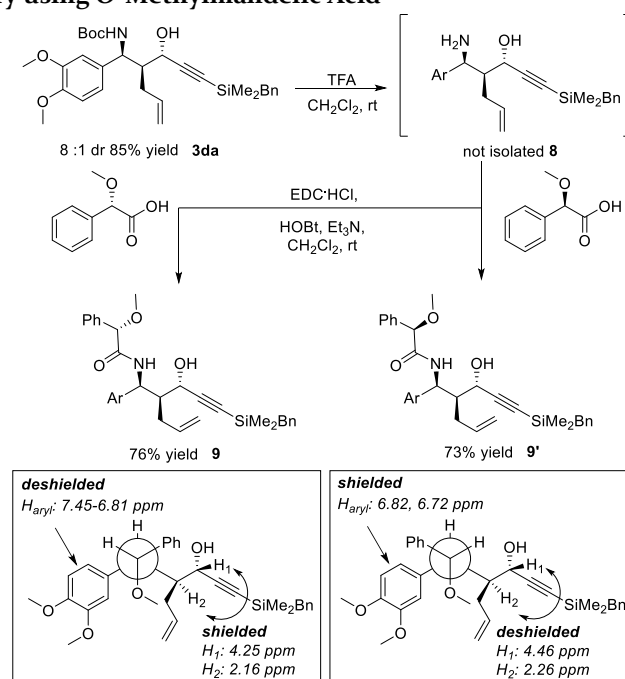


Pyridinone **3mb** was readily converted into (-)-lasubine II **6** (Scheme 5), which was originally isolated from the leaves of *Lagerstroemia subcostata koehne* by Fuji et al.²¹ The quinolizidine moiety is widely encountered in drug-like compounds and natural products of potential biological activities.²² After Pd-C catalyzed hydrogenation, ZnBr_2 -mediated Boc deprotection followed by a same-pot intramolecular $\text{S}_{\text{N}}2$ displacement under basic condition furnished quinolizidine **5** in 85% yield. Other typical Boc removal conditions, including TFA, TMSOTf, HCl in organic solvents, thermolysis, and other metallic Lewis acids, generally resulted in ring-opening *via* elimination of the C-N bond due to the adjacent electron-rich aromatic group. Subsequent reduction using L-selectride gave (-)-lasubine II **6** in 93% yield as a single diastereomer.²³ Alkaloid **6** is also an essential fragment in many bioactive

compounds from the Lythraceae alkaloid family,²⁴ one noticeable example being (-)-decinine **7**, which can be readily synthesized from **6**.²⁵ The total synthesis of **6** further demonstrated the exceptional synthetic utility of our methodology incorporating ynones, in which cyclic tertiary alkaloids can be readily constructed from the common backbone **3**.

The absolute configuration of the C-N bond of **3** was further confirmed using *O*-methylmandelic amides²⁶ **9** and **9'** derived from **3da** after Boc removal using TFA and the subsequent same-pot EDC coupling (Scheme 6). Substantial anisotropic magnetic effects were observed on H₁ and H₂ of **9** due to the proximal phenyl ring on the *O*-methylmandelic acid moiety in the most stable conformation. Similar shielding effect was also observed on the 3,4-dimethoxyphenyl group of **9'** when the opposite enantiomer of *O*-methylmandelic acid was applied.

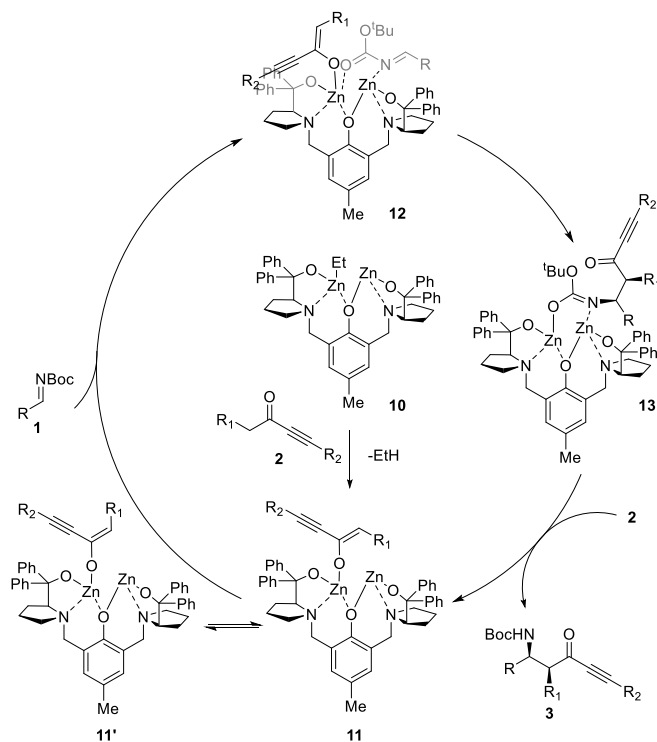
Scheme 6. Determination of Absolute Stereochemistry using *O*-Methylmandelic Acid



The proposed catalytic cycle is depicted in Scheme 7. After the formation of the dinuclear Zn-ProPhenol complex **10**, deprotonation of ynone **2** occurs and places the nucleophile in a chiral environment (**11** and **11'**), in which the enolate can adopt either the (*E*)- or (*Z*)-geometry with reversible interconversion. *N*-Boc imine **1** then enters the reaction cycle, and binds preferentially to the catalyst system bearing the (*Z*)-enolate *via* a bidentate coordination to both zinc atoms (**12**). This explains the high diastereoselectivity of the reaction even when the electrophiles were introduced in slow addition as shown in the case of aliphatic imines. The particular arrangement of **12** minimizes the steric interactions of notably R and R₁ of both substrates and the corresponding prolinol diphenyl ligand substituents. The enolate then attacks the electrophile to give intermediate **13** with the observed stereo-

chemistry. Finally, deprotonation of ynone **2** liberates the Mannich-adduct **3**, and turnovers the catalytic cycle.

Scheme 7. Proposed Catalytic Cycle



CONCLUSION

The present study provides a highly chemo-, diastereo-, and enantioselective Mannich-type reaction using ynones as the donors catalyzed by the Zn-ProPhenol complex. This method tolerates a variety of functional groups on the donors and acceptors, allowing rapid construction of chiral and heavily functionalized α -substituted β -amino ynones. This process provides the broadest spectrum of Mannich products in a catalytic fully selective manner. More importantly, the products offer rapid access to a broad spectrum of chiral-amine-containing skeletal types utilizing the synthetic versatility of the ynone moiety, and also provide an effective route to selectively functionalize unsymmetrical dialkyl ketones. This Mannich-ynone approach can facilitate lead discovery in medicinal chemistry and the preparation of pharmaceutical analogues and complex natural products. Considering the broad scope and functional group compatibility of this methodology along with the high diastereo- and enantioselectivity, we anticipate that this process can be expanded to other electrophiles, such as aldehydes, ketones, or ketimines, offering new classes of chiral ynones ready for structural diversification.

ASSOCIATED CONTENT

Supporting Information

Experiment details, compound characterization data, and spectra. This material is available free of charge via the Internet at <http://pubs.acs.org>.

Experimental procedures and compound characterization description (PDF)

Compound spectra (PDF)

AUTHOR INFORMATION

Corresponding Author

bmtrost@stanford.edu

Notes

The authors declare no competing financial interest.

ACKNOWLEDGMENT

We thank the National Institutes of Health (GM-033049) and the National Science Foundation (CHE-1360634) for their generous support of our program. We also thank Dr. Stephen R. Lynch (Stanford University) for conducting NOE experiments.

REFERENCES

- (1) For selected reviews, see (a) (i) Mahrwald, R. *Modern methods in stereoselective aldol reactions*; Wiley-VCH: Weinheim, 2013. (b) Notz, W.; Tanaka, F.; Barbas, C. F., III. *Acc. Chem. Res.* **2004**, *37*, 580-591. (c) Mukherjee, S.; Yang, J. W.; Hoffmann, S.; List, B. *Chem. Rev.* **2007**, *107*, 5471-5569. (d) MacMillan, D. W. C. *Nature* **2008**, *455*, 304-308. (e) Trost, B. M.; Brindle, C. S. The direct catalytic asymmetric aldol reaction. *Chem. Soc. Rev.* **2010**, *39*, 1600-1632.
- (2) A control experiment was conducted by exposing ynone **2g** to catalytic potassium *tert*-butoxide (5 mol%) in anhydrous THF. The resulting complicated mixture due to decomposition suggested the intrinsic instability of ynones under basic conditions.
- (3) For selected applications and reviews of ynones in synthesis, see (a) Shin, Y.; Fournier, J.-H.; Fukui, Y.; Brückner, A. M.; Curran, D. P. *Angew. Chem. Int. Ed.* **2004**, *116*, 4734-4737. (b) Zinzalla, G.; Milroy, L.-G.; Ley, S. V. *Org. Biomol. Chem.* **2006**, *4*, 1977. (c) Müller, T. J. J. *Top. Heterocycl. Chem.* **2010**, *25*, 25-94. (d) Bagley, M. C.; Glover, C.; Merritt, E. A. *Synthlett* **2007**, 2459-2482. (e) Tamber, U. K.; Kano, T.; Stoltz, B. M. *Org. Lett.* **2005**, *7*, 2413-2416. (f) Trost, B. M.; Frederiksen, M. U.; Papillon, J. P. N.; Harrington, P. E.; Shin, S.; Shireman, B. T. *J. Am. Chem. Soc.* **2005**, *127*, 3666-3667. (g) Trost, B. M.; Stivala, C. E.; Hull, K. L.; Huang, A.; Fandrick, D. R. *J. Am. Chem. Soc.* **2014**, *136*, 88-91. (h) Trost, B. M.; Biannic B.; Bridle, C. S.; O'Keefe, B. M.; Hunter, T. J. *J. Am. Chem. Soc.*, **2015**, *137*, 11594-11597. (i) Fujii, K.; Maki, K.; Kanai, M.; Shibasaki, M. *Org. Lett.* **2003**, *5*, 733-736.
- (4) Saito, S.; Yamamoto, Y. *Chem. Rev.* **2000**, *100*, 2901-2916.
- (5) (a) Trost, B. M.; Toste, F. D.; Pinkerton, A. B. *Chem. Rev.* **2001**, *101*, 2067-2096. (b) Trost, B. M. *Chem. Eur. J.* **1998**, *4*, 2405-2412. (c) Trost, B. M.; Sorum, M. T.; Chan, C.; Harms, A. E.; Rühler, G. *J. Am. Chem. Soc.* **1997**, *119*, 698-708.
- (6) Jang, H.; Krische, M. J. *Acc. Chem. Res.* **2004**, *37*, 653-661.
- (7) (a) Kirkham, J. D.; Edeson, S. J.; Stokes, S.; Harrity, J. P. A. *Org. Lett.* **2012**, *14*, 5354-5357. (b) Karpov, A. S.; Müller, T. J. *J. Org. Lett.* **2003**, *5*, 3451-3454. (c) Lie Ken Jie, M. S. F.; Pasha, M. K.; Alam, M. S. *Chem. Phys. Lipids*, **1998**, *91*, 71-78. (d) Kel'i, A. V.; Gevorgyan, V. *J. Org. Chem.* **2002**, *67*, 95-98. (e) Van den Hoven, B. G.; Ali, B. E.; Alper, H. *J. Org. Chem.* **2000**, *65*, 4131-4137. (f) Awuah, E.; Capretta, A. *Org. Lett.*

- 2009, 11, 3210-3213. (g) Wang, Z.; Li, L.; Huang, Y. *J. Am. Chem. Soc.* **2014**, 136, 12233-12236.
- (8) For selected reviews, see (a) Nishiyama, H.; Shiomi, T. *Top. Curr. Chem.* **2007**, 105-137. (b) Garner, S. A.; Han, S.-B.; Krische, M. J.; Metal-Catalyzed Reductive Aldol Coupling. In *Modern Reduction Methods*; Andersson, P. G.; Munslow, I. J., Ed.; Wiley-VCH: Weinheim, Germany, 2008; pp 387-417. (c) Krische, M. J.; Han, S.; Hassan, A.; *Synthesis* **2008**, 2669-2679.
- (9) Bee, C.; Han, S.; Hassan, A.; Iida, H.; Krische, M. J. *J. Am. Chem. Soc.* **2008**, 130, 2746-2747.
- (10) Garner, S. A.; Krische, M. J. *J. Org. Chem.* **2007**, 72, 5843-5846.
- (11) (a) Trost, B. M.; Fettes, A.; Shireman, B. T. *J. Am. Chem. Soc.* **2004**, 126, 2660-2661. (b) Maki, K.; Motoki, R.; Fujii, K.; Kanai, M.; Kobayashi, T.; Tamura, S.; Shibasaki, M. *J. Am. Chem. Soc.* **2005**, 127, 17111-17117. (c) Silva, F.; Sawicki, M.; Gouverneur, V. *Org. Lett.* **2006**, 8, 5417-5419. (d) Shi, S.; Kanai, M.; Shibasaki, M. *Angew. Chem. Int. Ed.* **2012**, 51, 3932-3935 (2012).
- (12) (a) Trost, B. M.; Bartlett, M. J. *Acc. Chem. Res.* **2015**, 48, 688-701. (b) Trost, B. M.; Ito, H. *J. Am. Chem. Soc.* **2000**, 122, 12003-12004. (c) Trost, B. M.; Silcoff, E. R.; Ito, H. *Org. Lett.* **2001**, 3, 2497-2500 (2001). (d) Trost, B. M.; Shin, S.; Sclafani, J. A. *J. Am. Chem. Soc.* **2005**, 127, 8602-8603. (e) Trost, B. M.; Ito, H.; Silcoff, E. R. *J. Am. Chem. Soc.* **2001**, 123, 3367-3368. (f) Trost, B. M.; Jaratjaroonphong, J.; Reutrakul, V. *J. Am. Chem. Soc.* **2006**, 128, 2778-2779. (g) Trost, B. M.; Michaelis, D. J.; Truica, M. I. *Org. Lett.* **2013**, 15, 4516-4519. (h) Trost, B. M.; Hung, C.-I.; Koester, D. C.; Miller, Y. *Org. Lett.* **2015**, 17, 3778-3781. (i) Trost, B. M.; Miede, F. *J. Am. Chem. Soc.* **2014**, 136, 3016-3019.
- (13) (a) Cram, D. J. *Angew. Chem. Int. Ed.* **1988**, 27, 1009-1020. (b) Kyba, E. B.; Koga, K.; Sousa, L. R.; Siegel, M. G.; Cram, D. J. *J. Am. Chem. Soc.* **1973**, 95, 2692-2693.
- (14) All examples mentioned involve easily enolizable ketones, such as 1,3-dicarbonyl and hydroxylmethyl ketones. Vesely, J.; Rios, R. *Chem. Soc. Rev.* **2014**, 43, 611-630.
- (15) Trost, B. M.; Ball, Z. T. *J. Am. Chem. Soc.* **2005**, 127, 17644-17655.
- (16) (a) Trost, B. M.; Ball, Z. T.; Jöge, T. A. *J. Am. Chem. Soc.* **2002**, 124, 7922-7923. (b) Trost, B. M.; Crawley, M. L. *J. Am. Chem. Soc.* **2002**, 124, 9328-9329.
- (17) Gouault, N.; Le Roch, M.; Cheignon, A.; Uriac, P.; David, M. *Org. Lett.* **2011**, 13, 4371-4373.
- (18) Etayo, P.; Badorey, R.; Díaz-de-Villegas, M. D.; Gálvez, J. A. *Eur. J. Org. Chem.* **2008**, 2008, 6008-6014.
- (19) Yamamoto, Y.; Arakawa, T.; Ogawa, R.; Itoh, K. *J. Am. Chem. Soc.* **2003**, 125, 12143-12160.
- (20) Brann, M.; Messier, T.; Currier, E.; Duggento, K.; Spalding, T.; Friberg, M.; Skjaerbaek, N. (Acadia Pharmaceuticals Inc., USA). Compounds with Activity on Muscarinic Receptors. US Patent 6528529 B1, March 4, 2003.
- (21) Fujii, K.; Yamada, T.; Fujita, E.; Murata, H. *Chem. Pharm. Bull.* **1978**, 26, 2515-2521.
- (22) Michael, J. P. *Nat. Prod. Rep.* **2008**, 25, 139-165.
- (23) Garcia Mancheño, O.; Gómez Arrayás, R.; Adrio, J.; Carrettero, J. C. *J. Org. Chem.* **2007**, 72, 10294-10297.
- (24) Wright, H.; Clardy, J.; Ferris, J. P. *J. Am. Chem. Soc.* **1973**, 95, 6467-6468.
- (25) Shan, Z.-H.; Liu, J.; Xu, L.-M.; Tang, Y.-F. Chen, J.-H.; Yang, Z. *Org. Lett.* **2012**, 14, 3712-3715. (b) Cui, L.; Li, C.; Zhang, L. *Angew. Chem., Int. Ed.* **2010**, 49, 9178-9181.
- (26) Trost, B. M.; Bunt, R. C.; Pulley, S. R. *J. Org. Chem.* **1994**, 59, 4202-4205.

1
2
3
4
5
6
7
8
9
10
11
12
13
14
15
16
17
18
19
20
21
22
23
24
25
26
27
28
29
30
31
32
33
34
35
36
37
38
39
40
41
42
43
44
45
46
47
48
49
50
51
52
53
54
55
56
57
58
59
60

