

# ChemComm

Accepted Manuscript



This article can be cited before page numbers have been issued, to do this please use: F. D. Bobbink, W. Gruszka, M. Hulla, S. Das and P. Dyson, *Chem. Commun.*, 2016, DOI: 10.1039/C6CC05730F.



This is an *Accepted Manuscript*, which has been through the Royal Society of Chemistry peer review process and has been accepted for publication.

*Accepted Manuscripts* are published online shortly after acceptance, before technical editing, formatting and proof reading. Using this free service, authors can make their results available to the community, in citable form, before we publish the edited article. We will replace this *Accepted Manuscript* with the edited and formatted *Advance Article* as soon as it is available.

You can find more information about *Accepted Manuscripts* in the [Information for Authors](#).

Please note that technical editing may introduce minor changes to the text and/or graphics, which may alter content. The journal's standard [Terms & Conditions](#) and the [Ethical guidelines](#) still apply. In no event shall the Royal Society of Chemistry be held responsible for any errors or omissions in this *Accepted Manuscript* or any consequences arising from the use of any information it contains.



Journal Name

## COMMUNICATION

# Synthesis of cyclic carbonates from diols and CO<sub>2</sub> catalyzed by carbenes

Received 00th January 20xx,  
Accepted 00th January 20xx

Felix D. Bobbink,<sup>a</sup> Weronika Gruszka,<sup>a</sup> Martin Hulla, Shoubhik Das and Paul J. Dyson\*

DOI: 10.1039/x0xx00000x

<sup>a</sup> the authors contributed equally to this work

www.rsc.org/

**The synthesis of cyclic carbonates from epoxides and CO<sub>2</sub> is a well-established reaction, whereas the synthesis of cyclic carbonates from diols and CO<sub>2</sub> is considerably more challenging, and few efficient catalysts are available. Here, we describe heterocyclic carbene catalysts, including one derived from a cheap and efficient thiazolium salt, for this latter reaction. The reaction proceeds at atmospheric pressure in the presence of an alkyl halide and Cs<sub>2</sub>CO<sub>3</sub>. Reaction mechanisms for the transformations involved are also proposed.**

Utilization of carbon dioxide (CO<sub>2</sub>) in the production of fine chemicals and synthetic fuels would contribute towards a more sustainable chemical industry. However, CO<sub>2</sub> is a challenging molecule to activate as it is thermodynamically stable and kinetically inert in many transformations. Accordingly, only a few energy-efficient processes which employ CO<sub>2</sub> have been commercialized.<sup>1</sup>

From a thermodynamic perspective, oxygenated cyclic carbonates are particularly suitable synthetic targets from CO<sub>2</sub>. These compounds have been exploited as electrolytes for lithium ion batteries,<sup>2</sup> building blocks for polymeric materials,<sup>3,4</sup> solvents<sup>5,6</sup> and intermediates in the synthesis of compounds such as dimethyl carbonate (DMC)<sup>7</sup> and ethylene glycol.<sup>8</sup> Industrial production of cyclic carbonates involves either the transesterification of diols with phosgene in an energy-intensive process<sup>9</sup> or the cycloaddition of CO<sub>2</sub> to epoxides.<sup>10–12</sup> Despite the latter route exhibiting 100 % atom economy and industrial scalability, the synthesis of epoxides combined with their high reactivity and volatility are problematic. Recently, more stable, biodegradable 1,2-diols have been proposed as promising alternatives for the synthesis of cyclic carbonates with CO<sub>2</sub>.<sup>13</sup> Their reaction with CO<sub>2</sub> is, however, neither kinetically nor thermodynamically-favored due to the formation of water as the sole by-product.<sup>14</sup> Attempts have been made to by-pass this

problem by the implementation of a suitable catalyst system and a dehydrating agent. Both heterogeneous and homogeneous catalysts have been proposed for this reaction. For example, a heterogeneous cascade catalysis comprising CeO<sub>2</sub> and 2-cyanopyridine is arguably the most efficient system.<sup>15</sup> However, this process requires harsh reaction conditions (150 °C and 50 bars of CO<sub>2</sub>), an expensive reagent (2-cyanopyridine) and the activity is highly sensitive to the size of ceria particles. A number of homogeneous metal-free catalysts run under milder conditions and, interestingly, all are based on the 1,8-diazabicyclo[5.4.0]undec-7-ene (DBU) aided insertion of CO<sub>2</sub>. Different reagents are used to facilitate the subsequent alkylation step to afford cyclic carbonates in good yield under only 10 bars of CO<sub>2</sub>.<sup>16</sup> The reaction may even proceed at an atmospheric pressure of CO<sub>2</sub> if DBU and the alkyl halide are used in large excess.<sup>17</sup> The same mild conditions are employed in a system in which tosyl chloride and triethylamine are used to afford cyclic carbonates with 6-membered rings in good yields.<sup>18</sup> Ultimately, only a few efficient processes exist and finding an increasingly sustainable process for this reaction remains important.

Recently, *N*-heterocyclic carbenes (NHCs) have gained interest as catalysts for reactions which employ CO<sub>2</sub> as a substrate.<sup>19–23</sup> This stems from their ability to act as nucleophiles which activate CO<sub>2</sub> via the formation of imidazolium carboxylates.<sup>24,25</sup> Interestingly, these intermediates have been previously reported to catalyze the synthesis of cyclic carbonates from diols employing DMC as the carbonyl source rather than CO<sub>2</sub>.<sup>26</sup> Herein, we show the utility of carbene catalysts for the synthesis of cyclic carbonates from diols and CO<sub>2</sub> and, based on key experiments, propose plausible mechanisms for this transformation.

Initially, reaction conditions were optimized using 1-phenyl-1,2-ethanediol (**1a**) as the substrate, see Table 1. Several imidazolium and thiazolium carbene catalysts (**1c–4c**) were evaluated. NHCs **1c** and **3c**<sup>19</sup> and the thiazolium carbene catalysts **1b** and **1d**<sup>27</sup> have been previously shown to catalyze the *N*-methylation of amines

Institut des sciences et ingénierie chimiques, École Polytechnique Fédérale de Lausanne (EPFL), CH-1015 Lausanne (Switzerland). E-mail: paul.dyson@epfl.ch

† Electronic Supplementary Information (ESI) available: Full experimental and spectroscopy data. See DOI: 10.1039/x0xx00000x

## COMMUNICATION

using CO<sub>2</sub> as the carbon source. The efficiency of a variety of bases and alkyl halides was also studied as they are essential for the reaction to proceed (see below).<sup>16,18</sup>

The ability of cesium carbonate (Cs<sub>2</sub>CO<sub>3</sub>) to activate CO<sub>2</sub> and other small molecules<sup>28–32</sup> encouraged us to employ it as a base in the reaction. Dibromomethane (CH<sub>2</sub>Br<sub>2</sub>) was also used due its efficiency in forming an effective leaving group.<sup>16</sup> The activity of **1c–4c** was investigated in the presence of 2 eq. of CH<sub>2</sub>Br<sub>2</sub> and 2 eq. of Cs<sub>2</sub>CO<sub>3</sub>. The highest yields of styrene carbonate (**1b**) were obtained with catalysts **1c** and **2c** (Table 1, entries 1 and 2). In contrast, **3c** and **4c** resulted in lower product yields (Table 1, entries 3 and 4). The effect of quantities of CH<sub>2</sub>Br<sub>2</sub> and Cs<sub>2</sub>CO<sub>3</sub> on the reaction was studied. Increasing CH<sub>2</sub>Br<sub>2</sub> to 5 eq. resulted in 61 % yield of styrene carbonate **1b** (Table 1, entry 6). Interestingly, a larger excess of the base (3 eq. instead of 2 eq.) led to a slight decrease in the yield of **1b** (Table 1, entry 7). It should be noted that the reaction proceeds in low yield using Cs<sub>2</sub>CO<sub>3</sub> as the base in the absence of CO<sub>2</sub> (Table S2, entry 2). However, <sup>13</sup>C labeled CO<sub>2</sub> was used to confirm that the main source of the carbonyl group incorporated in the cyclic carbonate product originates from CO<sub>2</sub> (see NMR spectra comparing the <sup>13</sup>C NMR spectra of non-labeled and <sup>13</sup>C labeled products in the SI).

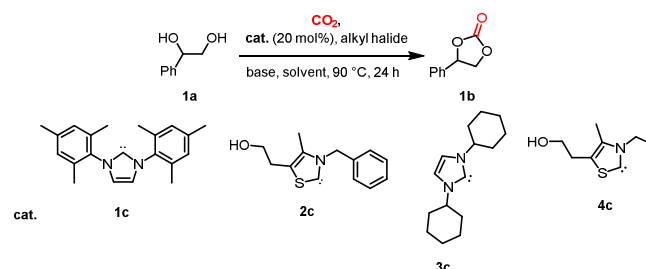
The enhanced activity of catalyst **2c** might be due to a greater stability to moisture; note that **1b** was not observed in a control experiment in which water was introduced into the system (Table S2, entry 6). In the initial catalytic runs the active carbene catalyst was generated prior to reaction by the deprotonation of the corresponding salt with NaH. Subsequently, we found that the *in situ* generation of the carbene catalyst yielded **1b** in 71 % in presence of 3 eq. of Cs<sub>2</sub>CO<sub>3</sub> (Table 1, entry 8). Interestingly, in a previous study using the ionic liquid 1-butyl-3-methylimidazolium hexafluorophosphate ([bmim][PF<sub>6</sub>]) as solvent, the increased carbonate yield was attributed to the increased solubility of CO<sub>2</sub>.<sup>16</sup> Presumably, an active carbene was also generated by the deprotonation of the imidazolium salt by DBU – the ability of DBU and Cs<sub>2</sub>CO<sub>3</sub> to deprotonate [bmim][BF<sub>4</sub>] to form a NHC has been reported.<sup>33</sup> DBU was evaluated under our conditions, but yielded **1b** in a significantly lower yield (Table 1, entry 11).<sup>16</sup> Na<sub>2</sub>CO<sub>3</sub> and K<sub>2</sub>CO<sub>3</sub> were evaluated in place of Cs<sub>2</sub>CO<sub>3</sub>, but afford the product in 0 and 5 % yield, respectively, presumably due to the lower solubility of these carbonates in DMF (Table 1, entries 9 and 10). No product was observed with Et<sub>3</sub>N (Table 1, entry 12). We speculate that Et<sub>3</sub>N, which is often employed in the Stetter reaction, may undergo a Menshutkin reaction with CH<sub>2</sub>Br<sub>2</sub> thereby inhibiting the reaction. Notably, Cs<sub>2</sub>CO<sub>3</sub> was found to be the optimal base in this reaction owing to its ability to generate the active carbene catalyst as well as to act as a minor carbonyl donor and a dehydrating agent.

Dimethylformamide (DMF) was selected as a reaction solvent as it can activate CO<sub>2</sub>.<sup>34</sup> As expected, other polar aprotic solvents (dimethyl sulfoxide (DMSO) or dimethylacetamide (DMA)) could

also be used (Table 1, entries 21 and 22), whereas no reaction was observed in toluene (Table 1, entry 23).

The optimum reaction temperature is 90 °C, with lower temperatures leading to a decrease in product yield (Table 1, entries 13 and 14) and with more elevated temperatures, e.g. 110 °C, leading to deactivation of the catalytic system (Table 1, entry 15). The alkyl halide also affects the reaction, in particular, 2 eq. of bromobutane (C<sub>4</sub>H<sub>9</sub>Br) results in a higher yield than 5 eq. of CH<sub>2</sub>Br<sub>2</sub> (Table 1, entries 8 and 20). The other alkyl halides evaluated were less effective (Table 1, entries 16, 17 and 19).

**Table 1** Optimization of the reaction conditions for the transformation of 1-phenyl-1,2-ethanediol (**1a**) used as a model substrate.



Entry	Catalyst	Alkyl halide (Eq.)	Base (Eq.)	Yield (%)
1	<b>1c</b> <sup>a</sup>	CH <sub>2</sub> Br <sub>2</sub> (2)	Cs <sub>2</sub> CO <sub>3</sub> (2)	44
2	<b>2c</b> <sup>a</sup>	CH <sub>2</sub> Br <sub>2</sub> (2)	Cs <sub>2</sub> CO <sub>3</sub> (2)	45
3	<b>3c</b> <sup>a</sup>	CH <sub>2</sub> Br <sub>2</sub> (2)	Cs <sub>2</sub> CO <sub>3</sub> (2)	29
4	<b>4c</b> <sup>a</sup>	CH <sub>2</sub> Br <sub>2</sub> (2)	Cs <sub>2</sub> CO <sub>3</sub> (2)	32
5	<b>1c</b> <sup>a</sup>	CH <sub>2</sub> Br <sub>2</sub> (5)	Cs <sub>2</sub> CO <sub>3</sub> (2)	42
6	<b>2c</b> <sup>a</sup>	CH <sub>2</sub> Br <sub>2</sub> (5)	Cs <sub>2</sub> CO <sub>3</sub> (2)	61
7	<b>2c</b> <sup>a</sup>	CH <sub>2</sub> Br <sub>2</sub> (5)	Cs <sub>2</sub> CO <sub>3</sub> (3)	53
8	<b>2c</b>	CH <sub>2</sub> Br <sub>2</sub> (5)	Cs <sub>2</sub> CO <sub>3</sub> (3)	71
9	<b>2c</b>	CH <sub>2</sub> Br <sub>2</sub> (5)	Na <sub>2</sub> CO <sub>3</sub> (3)	0
10	<b>2c</b>	CH <sub>2</sub> Br <sub>2</sub> (5)	K <sub>2</sub> CO <sub>3</sub> (3)	5
11	<b>2c</b>	CH <sub>2</sub> Br <sub>2</sub> (5)	DBU (3)	21
12	<b>2c</b>	CH <sub>2</sub> Br <sub>2</sub> (5)	Et <sub>3</sub> N (3)	0
13 (50 °C)	<b>2c</b>	CH <sub>2</sub> Br <sub>2</sub> (5)	Cs <sub>2</sub> CO <sub>3</sub> (3)	5
14 (70 °C)	<b>2c</b>	CH <sub>2</sub> Br <sub>2</sub> (5)	Cs <sub>2</sub> CO <sub>3</sub> (3)	12
15 (110 °C)	<b>2c</b>	CH <sub>2</sub> Br <sub>2</sub> (5)	Cs <sub>2</sub> CO <sub>3</sub> (3)	25
16	<b>2c</b>	(CH <sub>2</sub> Br) <sub>2</sub> (5)	Cs <sub>2</sub> CO <sub>3</sub> (3)	37
17	<b>2c</b>	(C <sub>2</sub> H <sub>5</sub> Br) <sub>2</sub> (5)	Cs <sub>2</sub> CO <sub>3</sub> (3)	32
18	<b>2c</b>	C <sub>4</sub> H <sub>9</sub> Br (5)	Cs <sub>2</sub> CO <sub>3</sub> (3)	59
19	<b>2c</b>	C <sub>4</sub> H <sub>9</sub> Cl (5)	Cs <sub>2</sub> CO <sub>3</sub> (3)	20
<b>20</b>	<b>2c</b>	<b>C<sub>4</sub>H<sub>9</sub>Br (2)</b>	<b>Cs<sub>2</sub>CO<sub>3</sub> (3)</b>	<b>81</b>
21 (DMSO)	<b>2c</b>	C <sub>4</sub> H <sub>9</sub> Br (2)	Cs <sub>2</sub> CO <sub>3</sub> (3)	33
22 (DMA)	<b>2c</b>	C <sub>4</sub> H <sub>9</sub> Br (2)	Cs <sub>2</sub> CO <sub>3</sub> (3)	50
23 (Toluene)	<b>2c</b>	C <sub>4</sub> H <sub>9</sub> Br (2)	Cs <sub>2</sub> CO <sub>3</sub> (3)	0

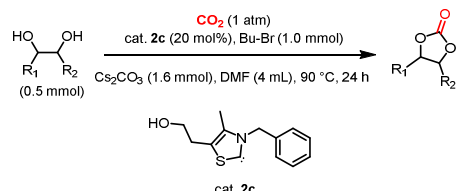
Reaction conditions: **1a** (0.5 mmol), catalyst (20 mol%), alkyl halide (1–2.5 mmol), base (1–1.5 mmol), DMF (4 mL), CO<sub>2</sub> (1 atm.). Yields were determined by GC-FID using *n*-decane as internal standard. [a] The carbene catalyst was generated with NaH. Otherwise, the carbene is generated *in situ* using an extra 20 mol% base.







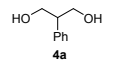
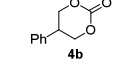
Based on the optimized conditions, which afford **1b** in up to 81 % yield, the scope of the reaction was explored using catalyst **2c** (Table 2). The substrates varied from 1,2-diols to 1,3-diols (**2a–4a**) bearing functional groups with varying steric influence. The diols

were subjected to the optimized conditions of 2 eq. bromobutane, 3.2 eq.  $\text{Cs}_2\text{CO}_3$  at 90 °C and 1 atm.  $\text{CO}_2$  pressure.

The model product 4-phenyl-1,3-dioxolan-2-one was isolated in 61 % yield (Table 2, entry 1). Five-membered cyclic carbonates, 4,5-diphenyl-1,3-dioxolan-2-one (**2b**) and propylene carbonate (**3b**) were obtained in yields of 63 and 54 %, respectively (Table 2, entries 2 and 3). The six-membered cyclic carbonate, 5-phenyl-1,3-dioxan-2-one (**4b**) was produced in 53 % (Table 2, entry 4). These yields are comparable to those obtained using alternative methods (see Table S1 for a comparison).<sup>16,17</sup>

**Table 2** Reaction of various diols with  $\text{CO}_2$  under optimized conditions.



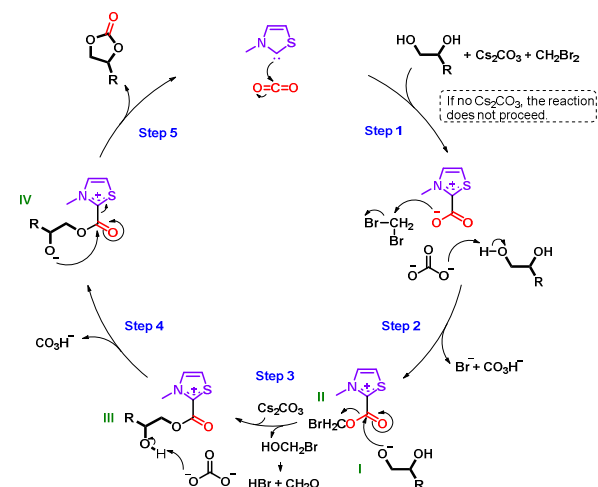
Entry	Reactant	Product	Yield (%)
1			61 <sup>a</sup>
2			63 <sup>a</sup>
3			54 <sup>b</sup>
4			53 <sup>b</sup>

Reaction conditions: substrate (0.5 mmol), cat. **2c** (20 mol%),  $\text{C}_4\text{H}_9\text{Br}$  (1.0 mmol),  $\text{Cs}_2\text{CO}_3$  (1.6 mmol), DMF (4 mL),  $\text{CO}_2$  (1 atm), 24 h, 90 °C. [a] Isolated yield. [b] GC yield.

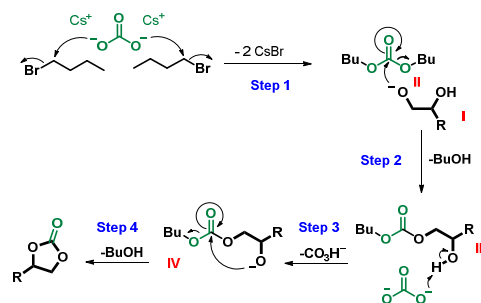
On the basis of our results and previous literature, two plausible reaction mechanisms in Schemes 1 and 2 are suggested.<sup>16,26,35,36</sup> Scheme 1 presents the principal mechanism for the carbene-catalyzed reaction. As mentioned above, both the base and alkyl halide are essential in the reaction, as confirmed in control experiments in which no carbonate was formed in their absence (Table S1, entries 4 and 5). Scheme 2 represents the mechanism for the minor non-catalytic formation of cyclic carbonate in the absence of  $\text{CO}_2$  (Table S1, entry 2).  $\text{C}_4\text{H}_9\text{Br}$  is included in the second mechanism due to detection of dibutyl carbonate and *n*-butanol in the reaction mixture using GC-MS, see SI. However, a similar mechanism is likely to take place in presence of other alkyl halides. Moreover, both of these mechanisms appear to occur concurrently to form the cyclic carbonate. This hypothesis is based on our finding

that while 25 % of **1b** was obtained in the absence of  $\text{CO}_2$  (Table S1, entry 2), addition of  $\text{CO}_2$  increased the yield of **1b** to 81 % (Table 1, entry 17).

In the mechanism in Scheme 1, **step 2** involves the generation of an alkoxide **I** and the parallel attack of the carbene- $\text{CO}_2$  adduct on  $\text{CH}_2\text{Br}_2$  after activation of  $\text{CO}_2$  by the carbene in **step 1**. Nucleophilic attack of the alkoxide **I** on intermediate **II** in **step 3** results in the elimination of the leaving group and formation of intermediate **III**. In **step 4**, the secondary hydroxyl group of the diol is deprotonated, leading to the generation of intermediate **IV** and, in the final step (**step 5**), the intramolecular addition of the alcohol occurs in intermediate **IV**, which affords the cyclic carbonate and regenerates the catalyst. Notably, bromomethanol is eliminated as a leaving group, however bromomethanol is unstable, and hence it is believed to decompose to a mixture of hydrogen bromide (HBr) and formaldehyde ( $\text{CH}_2\text{O}$ ).<sup>37</sup> Note, the formation of these side-products was not detected by spectroscopic or chromatographic studies, possibly due to neutralization of HBr by  $\text{Cs}_2\text{CO}_3$  and the volatility of  $\text{CH}_2\text{O}$ .



**Scheme 1** Tentative mechanism for the carbene-catalyzed reaction of diols and  $\text{CO}_2$  to form cyclic carbonates. The substituents of the catalyst are omitted for clarity.



**Scheme 2** Proposed mechanism for the non-catalytic reaction of diols and  $\text{CO}_2$  to form cyclic carbonates.

## COMMUNICATION

## Journal Name

The secondary (non-catalytic) reaction in Scheme 2 proceeds by the attack of  $\text{Cs}_2\text{CO}_3$  on  $\text{C}_4\text{H}_9\text{Br}$  in **step 1**, leading to the formation of intermediate **II** (dibutyl carbonate was observed by GC-MS). Similar to the mechanism in Scheme 1, the reaction of the alkoxide **I** with intermediate **II** in **step 2** leads to the elimination of butanol (observed by GC-MS) and the formation of intermediate **III**. Again, the deprotonation of the secondary hydroxyl group in intermediate **III** in **step 3** results in the formation of intermediate **IV**. The final cyclization in **step 4** leads to the elimination of the second leaving group and the formation of the cyclic carbonate.

In summary, the work presented here offers an approach for the synthesis of cyclic carbonates from diols and  $\text{CO}_2$ . The proposed system benefits from the use of environmentally-friendly metal-free carbene catalysts. Using this methodology cyclic carbonates were obtained under mild conditions ( $90^\circ\text{C}$  and atmospheric pressure of  $\text{CO}_2$ ) in good yield and comparable or better to those obtained with other catalysts that operate under more forcing conditions. Based on labelling studies and other experiments two-mechanisms are proposed, one non-catalytic and one catalytic that account for the overall reaction.

## Acknowledgements

The EPFL, the CTI Swiss Competence Center of Energy Research (SCCER) on Heat and Electricity Storage and the Fondation Claude et Juliana are thanked for funding.

## References

- Q. Liu, L. Wu, R. Jackstell and M. Beller, *Nat. Commun.*, 2015, **6**, 1–15.
- B. Scrosati, J. Hassoun and Y.-K. Sun, *Energy Environ. Sci.*, 2011, **4**, 3287–3295.
- B. Nohra, L. Candy, C. Guerin and Y. Raoul, *Macromolecules*, 2013, **46**, 3771–3792.
- W. Guerin, A. K. Diallo, E. Kirilov, M. Helou, M. Slawinski, J. M. Brusson, J. F. Carpentier and S. M. Guillaume, *Macromolecules*, 2014, **47**, 4230–4235.
- C. Beattie, M. North and P. Villuendas, *Molecules*, 2011, **16**, 3420–3432.
- H. L. Parker, J. Sherwood, A. J. Hunt and J. H. Clark, *ACS Sustain. Chem. Eng.*, 2014, **2**, 1739–1742.
- P. Wang, S. Liu, F. Zhou, B. Yang, A. S. Alshammari, L. Lu and Y. Deng, *Fuel Process. Technol.*, 2014, **126**, 359–365.
- C. Lian, F. Ren, Y. Liu, G. Zhao, Y. Ji, H. Rong, W. Jia, L. Ma, H. Lu, D. Wang and Y. Li, *Chem. Commun.*, 2015, **51**, 1252–1254.
- A.-A. G. Shaikh and S. Sivaram, *Chem. Rev.*, 1996, **96**, 951–976.
- J. W. Comerford, I. D. V. Ingram, M. North and X. Wu, *Green Chem.*, 2015, **17**, 1966–1987.
- S. Ghazali-Esfahani, H. Song, E. Păunescu, F. D. Bobbink, H. Liu, Z. Fei, G. Laurenczy, M. Bagherzadeh, N. Yan and P. J. Dyson, *Green Chem.*, 2013, **15**, 1584.
- F. D. Bobbink and P. J. Dyson, *J. Catal.*, 2016, doi:10.1016/j.jcat.2016.02.033.
- M. Tamura, M. Honda, Y. Nakagawa and K. Tomishige, *J. Chem. Technol. Biotechnol.*, 2014, **89**, 19–33.
- K. Müller, L. Mokrushina and W. Arlt, *Chemie-Ingenieur-Technik*, 2014, **86**, 497–503.
- M. Honda, M. Tamura, K. Nakao, K. Suzuki, Y. Nakagawa and K. Tomishige, *ACS. Catal.*, 2014, **4**, 4824–4831.
- Y. N. Lim, C. Lee and H. Y. Jang, *Eur. J. Org. Chem.*, 2014, **2014**, 1823–1826.
- T. Kitamura, Y. Inoue, T. Maeda and J. Oyamada, *Synth. Commun.*, 2016, **46**, 39–45.
- G. L. Gregory, M. Ulmann and A. Buchard, *RSC Adv.*, 2015, **5**, 39404–39408.
- S. Das, F. D. Bobbink, G. Laurenczy and P. J. Dyson, *Angew. Chem., Int. Ed.*, 2014, **53**, 12876–12879.
- O. Jacquet, C. Das Neves Gomes, M. Ephritikhine and T. Cantat, *J. Am. Chem. Soc.*, 2012, **134**, 2934–2937.
- D. Bourissou, O. Guerret, F. P. Gabbaï and G. Bertrand, *Chem. Rev.*, 2000, **100**, 39–92.
- P. de Frémont, N. Marion and S. P. Nolan, *Coord. Chem. Rev.*, 2009, **253**, 862–892.
- S. Das, F. D. Bobbink, A. Gopakumar and P. J. Dyson, *Chimia*, 2015, **69**, 765–768.
- A. M. Voutchkova, M. Feliz, E. Clot, O. Eisenstein and R. H. Crabtree, *J. Am. Chem. Soc.*, 2007, **129**, 12834–12846.
- S. N. Riduan, Y. Zhang and J. Y. Ying, *Angew. Chem., Int. Ed.*, 2009, **48**, 3322–3325.
- J. A. Stewart, R. Drexel, B. Arstad, E. Reubsæet, B. M. Weckhuysen and P. C. A. Bruijninx, *Green Chem.*, 2016, **18**, 1605–1618.
- S. Das, F. D. Bobbink, S. Bulut, M. Soudani and P. J. Dyson, *Chem. Commun.*, 2016, **52**, 2497–2500.
- A. Ion, V. Parvulescu, P. Jacobs and D. De Vos, *Green Chem.*, 2007, **9**, 158–161.
- R. N. Salvatore, Seung Il Shin, A. S. Nagle and Kyung Woon Jung, *J. Org. Chem.*, 2001, **66**, 1035–1037.
- Y. P. Patil, P. J. Tambade, S. R. Jagtap and B. M. Bhanage, *Green Chem. Lett. Rev.*, 2008, **1**, 127–132.
- T. Niemi, J. E. Perea-Buceta, I. Fernandez, O.-M. Hiltunen, V. Salo, S. Rautiainen, M. T. Räisänen and T. J. Repo, *Chem. Eur. J.*, 2016, **22**, 1–6.
- D. Riemer, P. Hirapara and S. Das, *ChemSusChem*, 2016, **9**, 1–6.
- I. Chiarotto, M. Feroci, G. Forte, M. Orsini and A. Inesi, *ChemElectroChem*, 2014, **1**, 1525–1530.
- B. Liu, A. G. Wong-Foy and A. J. Matzger, *Chem. Commun.*, 2013, **49**, 1419–1421.
- A. Schmidt, A. Beutler, M. Albrecht, B. Snovydyovych and F. J. Ramírez, *Org. Biomol. Chem.*, 2008, **6**, 287–295.
- M. O. Sonnati, S. Amigoni, E. P. Taffin de Givenchy, T. Darmanin, O. Choulet and F. Guittard, *Green Chem.*, 2013, **15**, 283–306.
- Katritzky, Alan R. *et al.*, *Comprehensive Organic Functional Group Transformations: Synthesis: carbon with one heteroatom attached by a single bond.*, Elsevier, Vol. 2., 1995.