

CHEMISTRY

A European Journal

A Journal of



Accepted Article

Title: Iron catalyzed hydroboration: unlocking reactivity through ligand modulation

Authors: Maialen Espinal-Viguri; Callum Woof; Ruth Leiper Webster

This manuscript has been accepted after peer review and the authors have elected to post their Accepted Article online prior to editing, proofing, and formal publication of the final Version of Record (VoR). This work is currently citable by using the Digital Object Identifier (DOI) given below. The VoR will be published online in Early View as soon as possible and may be different to this Accepted Article as a result of editing. Readers should obtain the VoR from the journal website shown below when it is published to ensure accuracy of information. The authors are responsible for the content of this Accepted Article.

To be cited as: Chem. Eur. J. 10.1002/chem.201602818

Link to VoR: <http://dx.doi.org/10.1002/chem.201602818>

Supported by
ACES

WILEY-VCH

Iron catalyzed hydroboration: unlocking reactivity through ligand modulation

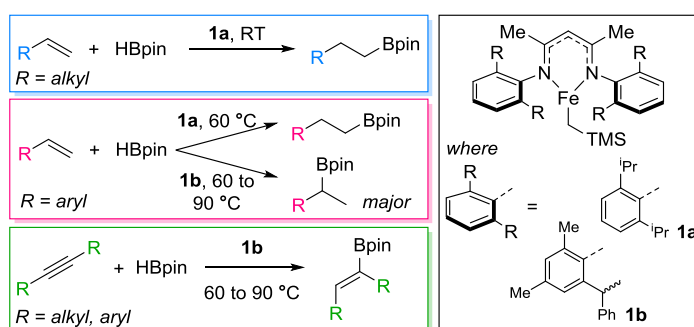
Maialen Espinal-Viguri, Callum R. Woof, Ruth L. Webster*

Abstract: Iron catalyzed hydroboration of alkenes and alkynes is reported. A simple change in ligand structure leads to a remarkable and extensive change in catalyst activity. Reactions proceed efficiently over a wide range of challenging substrates including activated, unactivated and sterically encumbered motifs. Conditions are mild and do not require the use of reducing agents or other additives. Large excesses of borating reagent are not required, allowing for exquisite control of chemo- and regioselectivity in the presence of multiple double bonds. Mechanistic insight reveals that the reaction is likely to proceed *via* a highly reactive iron hydride intermediate.

Hydroboration is the addition of a B–H bond across an unsaturated moiety and is a valuable transformation in the synthesis of alkyl borane building blocks for use in organic synthesis,^[1] not least in Suzuki–Miyaura cross-coupling.^[2] The use of pinacol- or catecholborane as a source of B–H dominates the literature due to the stability of the resulting products. Many are air stable, can be isolated, purified and stored on the bench for many months. However, the relative inertness of these boranes renders them essentially unreactive towards unsaturated bonds and catalysis is necessary under moderate to forcing conditions. It is also important to note that historically precious metals have been used for catalytic HB,^[1, 3] but due to the high cost, toxicity and low earth abundance of these metals, there has been renewed interest in the discovery of catalysts containing earth-abundant, non-toxic, first row transition metals.^[4] In the recent literature, elegant examples have been presented using iron pre-catalysts.^[5]

One of the most common methods to undertake HB using iron catalysis is to use a neutral ligand in the presence of FeX₂ (where X = Cl, Br, OAc and the pre-catalyst is prepared *in situ* or used as a ligated complex) and a catalytic amount of Grignard reagent or hydride additive.^[6] Previously, we have exploited iron pre-catalysts that are capable of undergoing redox neutral, σ -bond metathesis type reactivity,^[7] avoiding the need for activation by a Grignard or other reducing agent and we were intrigued by their potential to undergo catalytic HB. β -Diketiminato ligands have shown exceptional reactivity when used in conjunction with a host of main group elements and transition metals,^[8] but the power of this ligand in iron catalysis is vastly underexplored.^[7b, 9] Benefits of the β -diketiminato ligand in iron catalysis include the simplicity, modular tunability and cost-

effectiveness which complements the rationale behind base metal catalysis. We herein report the use of two iron(II) β -diketiminato complexes for the HB of both simple and more challenging alkenes along with alkynes (Scheme 1). The catalyst system described does not need exogenous reductant (activation is facile) and therefore, with so few species present in solution, Reaction Progress Kinetic Analysis^[10] can also be used to rapidly gain mechanistic insight.



Scheme 1. Fe(II) pre-catalysts used to catalyze the HB of alkenes and alkynes.

We initiated our studies using pre-catalyst **1a** which contains the classical 2,6-diisopropyl motif.^[11] Pleasingly, not only do traditional HB substrates, such as 1-hexene, 1-octene and allyl benzene, undergo catalysis at room temperature (forming **2a**, **2b** and **2c** respectively in 100% spectroscopic yield, Figure 1), but more complex substrates such as 1,2-epoxy-5-hexene can be functionalized but not to the detriment of the epoxide (**2d**).^[12] Likewise, a primary phosphinoalkene (**2o**) does not undergo competing coordination/deactivation or intramolecular hydrofunctionalization, instead HB operates exclusively. Substrates obtained from renewable resources also undergo facile HB. For example in the presence of two equivalents of HBpin isoprene, myrcene and β -farnesene with their multiple double bonds are selectively hydroborated at the terminal positions (**2g**, **2h**, **2i**). Limonene and valencene only undergo HB at the exocyclic double bond (**2j**, **2l**). Note the use of one equivalent of borane per double bond: it is not necessary to manipulate stoichiometries and use a vast excess of olefin in order to obtain a favorable result with these complex systems, indeed the benefit of these substrates lies in the retention of multiple double bonds in the molecule, making them suitable for further functionalization. This level of chemoselectivity is rare in the field of iron catalysis; reactions of complementary selectivity have only been reported by Ritter and Huang.^[5a, e, f] In this latter report, the authors also clearly demonstrate the comparably poor selectivity of Wilkinson's catalyst in diene HB, highlighting the benefits of iron catalysis.

[a] Dr. M. Espinal-Viguri, C. R. Woof, Dr. R. L. Webster
Department of Chemistry
University of Bath
Claverton Down, Bath, UK. BA2 7AY.
E-mail: r.l.webster@bath.ac.uk

Supporting information for this article is given via a link at the end of the document.

Unfortunately, with our iron catalysis, compounds containing ketones, for example nootkatone, show competing boration of the carbonyl and the desired product, **2k**, could not be isolated. The chemistry is also extended to HB using catecholborane (**2a'**, **2c'**, **2e'**) where good isolated yield can be achieved using inert atmosphere handling conditions.

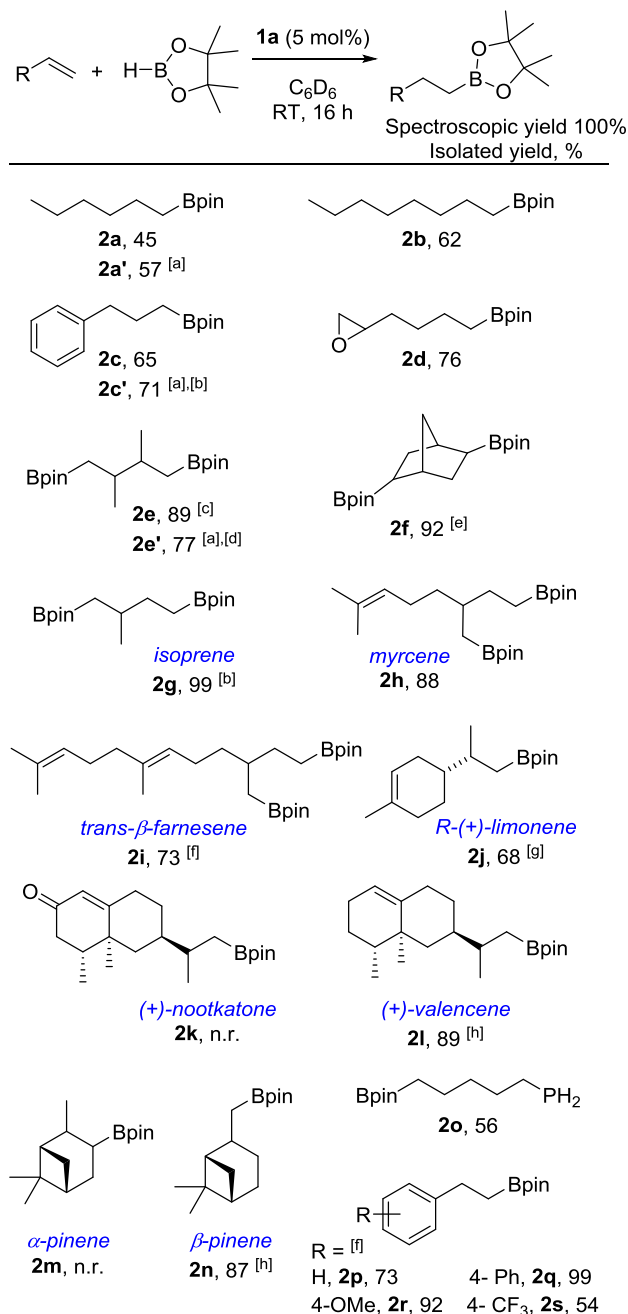
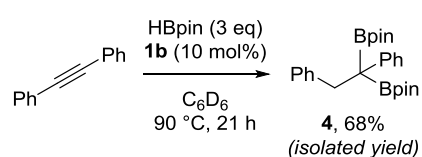


Figure 1: Substrate scope for the HB of simple alkenes. All reactions performed using 0.5 mmol alkene (0.25 mmol for dienes) and 0.5 mmol HBpin, 100% spectroscopic yield obtained in all cases except n.r. = desired reaction was not achieved. [a] Reaction performed with 0.5 mmol HBcat. [b] 60 °C, 7 h.

[c] 36 h. [d] 90 °C, 2.5 h. [e] 60 °C, 48 h, mixture of 2,5- & 2,6-HB isomers (1:1). [f] 10 mol% **1a**, 60 °C, 16 h. [g] 24 h. [h] 60 °C, 16 h.

When other more challenging substrates are tackled, higher temperatures are necessary. Heating styrene to 60 °C is needed to achieve 100% spectroscopic yield of **2p**: the rate of reaction at room temperature is around 45 times slower than that obtained for 1-hexene.^[13] 4-Ph, 4-OMe and 4-CF₃ styrene also give exclusive formation of the anti-Markovnikov product (**2q**, **2r**, **2s**). Again, anti-Markovnikov selectivity is rare irrespective of choice of metal catalyst,^[14] but not least in iron catalysis^[5e] where many examples rely on a blocking group in the α -position^[5b, g] to prevent Markovnikov selectivity,^[5h] or only anti-Markovnikov reactivity with an unsubstituted styrene has been provided.^[5d, k] Encouraged by these results under heating, we moved to explore the reactivity of α - and β -methyl styrene. Using **1a**, β -methylstyrene isomerizes to give allylbenzene, which then reacts with HBpin affording **2c**.^[14b, d, 15] We therefore sought to develop a new iron β -diketiminate complex that has enhanced electronic and steric properties which may proffer more favorable reactivity than the simple 2,6-diisopropyl substituted system. Inspired by Coates' use of *sec*-phenylethyl substituted diimine pre-catalysts, which showed enhanced tacticity, regiocontrol and reduced chain-walking in olefin polymerizations,^[16] we developed a second generation iron β -diketiminate pre-catalyst (**1b**, Scheme 1).^[17] When **1b** catalyzes the HB of styrene, only 3 h are necessary to give a comparable yield of HB product, but remarkably, this subtle change in ligand structure gives a vast change in regioselectivity: good levels of Markovnikov selectivity are obtained (**3a**, Table 1, Entry 1). This trend is mirrored in the other styrenes tested (Entries 4 to 6). Importantly, dehydrogenative HB and hydrogenation are not observed during the HB of styrene. α - and β -methyl styrene (Entries 2 and 3) can be functionalized in good isolated yield when the reaction is performed with heating. Internal activated double bonds also react; *cis*-stilbene gives 75% yield **3g** after 16 h at 60 °C, whereas *trans*-stilbene yields 75% **3g** after only 5 h at 70 °C (Entries 7 and 8). Diphenylacetylene reacts to give the *Z* product,



exclusively (Entry 9). To our delight double HB of diphenylacetylene generates the unique 1,1-dipinacolborane product (**4**) after heating to 90 °C (Scheme 2).^[18]

Scheme 2: Double HB of diphenylacetylene yields the 1,1-diborated product.

Table 1: Vinyl arene and alkyne substrate HB, catalyzed by **1b**.

scope in iron-catalyzed

$$\text{R}-\text{CH}=\text{CH}-\text{R}_1 + \text{HBpin} \xrightarrow[\text{C}_6\text{D}_6]{\text{1b (5 mol\%)}} \text{R}-\text{CH}(\text{Bpin})-\text{CH}(\text{R}_1)-\text{H}$$

Spectroscopic yield 100%
Isolated yield, %

Entry	Alkene	Product		Temp., time	Isolated yield (%) ^[a]
1			3a 3a' ^[b]	60 °C, 3 h 60 °C, 2.5 h	92 (65 M:35 AM) 77 (65 M:35 AM)
2			3b	90 °C, 3 h	84
3			3c	60 °C, 3 h 60 °C, 18 h ^[c]	98 48
4			3d , R = Ph	60 °C, 18 h	78 (7 M:3 AM)
5			3e , R = OMe	60 °C, 4 h	81 (3 M:2 AM)
6			3f , R = CF ₃	90 °C, 3 h	71 (7 M:3 AM)
7			3g	70 °C, 5 h	75
8			3g	60 °C, 16 h	75
9			3h 3h' ^[b]	90 °C, 6 h 90 °C, 3.5 h	86 98
10			3i	90 °C, 2.5 h	95
11			3j	90 °C, 3 h	99 (85:15)
12			3k	90 °C, 3 h	97 (1:1)
13			3l	60 °C, 16 h	79
14 ^[d]			3m	90 °C, 16 h	84

Conditions: 0.5 mmol alkene, 0.5 mmol HBpin, 5 mol% [Fe], 0.4 mL C₆D₆. [a] Isolated yield obtained by silica gel chromatography (100% spectroscopic yield obtained in all cases except Entry 14). M = Markovnikov; AM = anti-Markovnikov. [b] Reaction carried out with 0.5 mmol HBcat. [c] Reaction using **1a** (5 mol%), 100% spectroscopic yield. [d] Not isolated, 0.25 mmol benzonitrile.

Other internal alkynes also react to give the Z-alkene product regioselectivity are obtained (Table 1, Entries 10 to 13). Unfortunately, catalytic reactivity is not observed with terminal

alkynes such as phenylacetylene, but in contrast benzonitrile reacts with two equivalents of HBpin to give the *N,N*-diborated benzylamine (Table 1, Entry 14).

Returning to the aliphatic substrates reported in Figure 1, use of **1b** also allows for an improvement in reactivity compared to that obtained with **1a** (Table 2). This enhanced reactivity is acutely observed for 2,3-butadiene, valencene and β -pinene (Entries 1, 3, 4) where the reactions are between five and eight times faster. Remarkably, although α -pinene shows no reactivity with **1a**, 80% conversion is observed after 16 h at 90 °C with **1b**, however, this occurs with concomitant isomerization to form **2n**, a reaction previously only reported by Chirik using cobalt catalysis.^[14d]

Table 2: Improved reaction conditions and yields of aliphatic substrates are also obtained when **1b** is employed as a pre-catalyst.

Entry	Product	Conditions to obtain 100% spectroscopic yield	
		1a (5 mol%)	1b (5 mol%)
1	2e	RT, 36 h	RT, 7 h
2	2g	60 °C, 7 h	60 °C, 2.5 h
3	2l	60 °C, 16 h	60 °C, 2 h
4	2n	60 °C, 16 h	60 °C, 2.5 h
5	2p	RT, 16 h	RT, 16 h

Conditions: 5 mol% **1a** or **1b**, 0.4 mL C₆D₆. Spectroscopic yield obtained by ¹¹B{¹H} NMR (complete consumption of HBpin observed along with the formation of one new product peak).

The lack of catalytic reactivity with phenylacetylene hints at reaction mechanism. On addition of phenylacetylene to the pre-catalyst, the reaction mixture immediately changes from yellow to red, indicative of the formation of an iron-acetylene complex,^[19] which does not undergo HB. This result is intuitive as the acidic proton of phenylacetylene results in loss of Si(CH₃)₄ whereas HBpin is more likely to furnish BpinCH₂TMS (**5**) and an iron hydride. A stoichiometric reaction of **1a** and HBpin results in the formation of **5** which is confirmed by mass spectrometry and NMR analysis. **5** can also be observed in the reaction when 1-hexene is added. Once the iron hydride is formed it is able to react with an olefin and then subsequent boration with HBpin (or HBcat) releases **2a** and regenerates the iron hydride.^[13] Unfortunately the hydride could not be detected by ¹H NMR, but this is not inconceivable; three coordinate iron hydrides are incredibly reactive and their isolation or even detection is not trivial.^[20] Although we have already shown that catalyst initiation for such transformations is likely to be radical mediated,^[7b] addition of radical trap (iodomethyl)cyclopropane, to the reaction of 1-hexene, HBpin and 5 mol% **1a** after 30 minutes (16% product formed) results in reaction quenching. To support our proposed reaction mechanism Reaction Progress Kinetic Analysis studies were undertaken.^[10] No catalyst deactivation or product inhibition is detected and the reaction is determined to be first order in **1a**, HBpin and 1-hexene,^[13] thus supporting our postulated mechanism.

In summary, we have developed a new catalytic system for the HB of alkenes using HBpin and HBcat that does not need exogenous reducing agents or activators and can be undertaken with a strict 1:1 ratio of reagents. The chemistry has been extended beyond classical substrates and includes natural products, vinyl arenes and alkynes. RPKA demonstrates that the reaction is first order in substrates and catalyst, and stoichiometric studies provide evidence for a catalytic cycle that is likely to proceed via an iron hydride. Reactivity of styrenes demonstrates that a subtle change in ligand structure can lead to a vast change in regioselectivity, whilst alkynes show much improved reactivity with this change in pre-catalyst. Double HB of diphenylacetylene is possible and gives the geminal dipinacolborane product.

Acknowledgements

We thank the EPSRC UK National Mass Spectrometry Facility at Swansea University for MS analysis and the EPSRC for funding (EP/M019810/1).

Keywords: iron • homogeneous catalysis • hydroboration • alkenes • alkynes

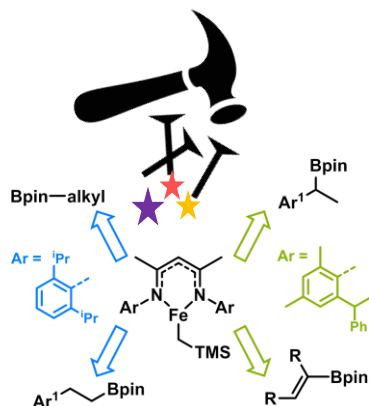
- [1] a) K. Burgess and M. J. Ohlmeyer, *Chem. Rev.* **1991**, 91, 1179-1191; b) R. S. Dhillon, *Hydroboration and Organic Synthesis*, Springer Berlin Heidelberg, **2007**, p.
- [2] a) A. Suzuki, *J. Organomet. Chem.* **1999**, 576, 147-168; b) S. Kotha, K. Lahiri and D. Kashinath, *Tetrahedron* **2002**, 58, 9633-9695; c) A. Suzuki, *Angew. Chem. Int. Ed.* **2011**, 50, 6722-6737; d) Y. Nishihara, *Applied Cross-Coupling Reactions*, Dordrecht Springer Berlin Heidelberg, Dordrecht, **2013**, p.
- [3] a) I. Beletskaya and A. Pelter, *Tetrahedron* **1997**, 53, 4957-5026; b) C. M. Vogels and S. A. Westcott, *Curr. Org. Chem.* **2005**, 9, 687-699.
- [4] a) M. D. Greenhalgh, A. S. Jones and S. P. Thomas, *ChemCatChem* **2015**, 7, 190-222; b) V. Rodriguez-Ruiz, R. Carlino, S. Bezzene-Lafollee, R. Gil, D. Prim, E. Schulz and J. Hannedouche, *Dalton Trans.* **2015**, 44, 12029-12059; c) H. Yoshida, *ACS Catalysis* **2016**, 6, 1799-1811.
- [5] a) J. Y. Wu, B. Moreau and T. Ritter, *J. Am. Chem. Soc.* **2009**, 131, 12915-12917; b) M. D. Greenhalgh and S. P. Thomas, *Chem. Commun.* **2013**, 49, 11230-11232; c) M. Haberberger and S. Enthaler, *Chem. Asian J.* **2013**, 8, 50-54; d) J. V. Obligation and P. J. Chirik, *Org. Lett.* **2013**, 15, 2680-2683; e) L. Zhang, D. Peng, X. Leng and Z. Huang, *Angew. Chem. Int. Ed.* **2013**, 52, 3676-3680; f) Y. Cao, Y. Zhang, L. Zhang, D. Zhang, X. Leng and Z. Huang, *Org. Chem. Front.* **2014**, 1, 1101-1106; g) J. Chen, T. Xi and Z. Lu, *Org. Lett.* **2014**, 16, 6452-6455; h) A. S. Jones, J. F. Paliga, M. D. Greenhalgh, J. M. Quibell, A. Steven and S. P. Thomas, *Org. Lett.* **2014**, 16, 5964-5967; i) J. Zheng, J.-B. Sortais and C. Darcel, *ChemCatChem* **2014**, 6, 763-766; j) N. Nakagawa, T. Hatakeyama and M. Nakamura, *Chem. Eur. J.* **2015**, 21, 4257-4261; k) K.-N. T. Tseng, J. W. Kampf and N. K. Szymczak, *ACS Catalysis* **2015**, 5, 411-415.
- [6] a) C. Bolm, J. Legros, J. Le Pailh and L. Zani, *Chem. Rev.* **2004**, 104, 6217-6254; b) A. Correa, O. G. Mancheno and C. Bolm, *Chem. Soc. Rev.* **2008**, 37, 1108-1117; c) S. Enthaler, K. Junge and M. Beller, *Angew. Chem. Int. Ed.* **2008**, 47, 3317-3321.
- [7] a) K. J. Gallagher and R. L. Webster, *Chem. Commun.* **2014**, 50, 12109-12111; b) A. K. King, A. Buchard, M. F. Mahon and R. L. Webster, *Chem. Eur. J.* **2015**, 21, 15960-15963; c) K. J. Gallagher, M.

- Espinal-Viguri, M. F. Mahon and R. L. Webster, *Adv. Synth. Catal.* **2016**, DOI: 10.1002/adsc.201501179.
- [8] a) Y.-C. Tsai, *Coord. Chem. Rev.* **2012**, 256, 722-758; b) V. T. Annibale and D. Song, *RSC Adv.* **2013**, 3, 11432-11449; c) C. Chen, S. M. Bellows and P. L. Holland, *Dalton Trans.* **2015**, 44, 16654-16670.
- [9] a) V. C. Gibson, E. L. Marshall, D. Navarro-Llobet, A. J. P. White and D. J. Williams, *J. Chem. Soc., Dalton Trans.* **2002**, 4321-4322; b) M. S. Zhou, S. P. Huang, L. H. Weng, W. H. Sun and D. S. Liu, *J. Organomet. Chem.* **2003**, 665, 237-245; c) J. Vela, J. M. Smith, Y. Yu, N. A. Ketterer, C. J. Flaschenriem, R. J. Lachicotte and P. L. Holland, *J. Am. Chem. Soc.* **2005**, 127, 7857-7870; d) K. Ding, F. Zannat, J. C. Morris, W. W. Brennessel and P. L. Holland, *J. Organomet. Chem.* **2009**, 694, 4204-4208; e) R. E. Cowley, M. R. Golder, N. A. Eckert, M. H. Al-Afyouni and P. L. Holland, *Organometallics* **2013**, 32, 5289-5298; f) E. Bernoud, P. Oulié, R. Guillot, M. Mellah and J. Hannedouche, *Angew. Chem. Int. Ed.* **2014**, 53, 4930-4934.
- [10] D. G. Blackmond, *Angew. Chem. Int. Ed.* **2005**, 44, 4302-4320.
- [11] T. J. J. Sciarone, A. Meetsma and B. Hessen, *Inorg. Chim. Acta* **2006**, 359, 1815-1825.
- [12] All reactions are performed in J-Young NMR tubes and the reaction monitored by $^{11}\text{B}\{^1\text{H}\}$ NMR until complete disappearance of the starting material peak (100% spectroscopic yield was obtained in all cases), at which point the reaction mixtures were exposed to air and isolated on silica.
- [13] See supporting information.
- [14] a) C. M. Crudden, Y. B. Hleba and A. C. Chen, *J. Am. Chem. Soc.* **2004**, 126, 9200-9201; b) Y. Yamamoto, R. Fujikawa, T. Umemoto and N. Miyaura, *Tetrahedron* **2004**, 60, 10695-10700; c) A. Caballero and S. Sabo-Etienne, *Organometallics* **2007**, 26, 1191-1195; d) J. V. Obligation and P. J. Chirik, *J. Am. Chem. Soc.* **2013**, 135, 19107-19110; e) L. Zhang, Z. Zuo, X. Leng and Z. Huang, *Angew. Chem. Int. Ed.* **2014**, 53, 2696-2700.
- [15] a) J. Cipot, C. M. Vogels, R. McDonald, S. A. Westcott and M. Stradiotto, *Organometallics* **2006**, 25, 5965-5968; b) M. L. Scheuermann, E. J. Johnson and P. J. Chirik, *Org. Lett.* **2015**, 17, 2716-2719.
- [16] a) A. E. Cherian, E. B. Lobkovsky and G. W. Coates, *Chem. Commun.* **2003**, 2566-2567; b) B. K. Long, J. M. Eagan, M. Mulzer and G. W. Coates, *Angew. Chem. Int. Ed.* **2016**, DOI: 10.1002/anie.201601703.
- [17] A. E. Cherian, G. J. Domski, J. M. Rose, E. B. Lobkovsky and G. W. Coates, *Org. Lett.* **2005**, 7, 5135-5137.
- [18] a) P. Nguyen, R. B. Coapes, A. D. Woodward, N. J. Taylor, J. M. Burke, J. A. K. Howard and T. B. Marder, *J. Organomet. Chem.* **2002**, 652, 77-85; b) K. Endo, M. Hirokawa and T. Shibata, *Synlett* **2009**, 2009, 1331-1335; c) S. Lee, D. Li and J. Yun, *Chem. Asian J.* **2014**, 9, 2440-2443; d) Z. Zuo and Z. Huang, *Org. Chem. Frontiers* **2016**, 3, 434-438.
- [19] a) S. A. Stoian, Y. Yu, J. M. Smith, P. L. Holland, E. L. Bominaar and E. Münck, *Inorg. Chem.* **2005**, 44, 4915-4922; b) Y. Yu, J. M. Smith, C. J. Flaschenriem and P. L. Holland, *Inorg. Chem.* **2006**, 45, 5742-5751.
- [20] a) J. Vela, J. M. Smith, R. J. Lachicotte and P. L. Holland, *Chem. Commun.* **2002**, 2886-2887; b) J. M. Smith, R. J. Lachicotte and P. L. Holland, *J. Am. Chem. Soc.* **2003**, 125, 15752-15753; c) A. R. Sadique, E. A. Gregory, W. W. Brennessel and P. L. Holland, *J. Am. Chem. Soc.* **2007**, 129, 8112-8121; d) Y. Yu, W. W. Brennessel and P. L. Holland, *Organometallics* **2007**, 26, 3217-3226; e) Y. Yu, A. R. Sadique, J. M. Smith, T. R. Dugan, R. E. Cowley, W. W. Brennessel, C. J. Flaschenriem, E. Bill, T. R. Cundari and P. L. Holland, *J. Am. Chem. Soc.* **2008**, 130, 6624-6638.

COMMUNICATION

Iron nails it.

Iron(II) hydroboration of alkenes and alkynes has been developed. Substrates include renewable sources and a change in ligand shows a vast change in regioselectivity. Alkynes have been functionalized and a unique example of double hydroboration to furnish the 1,1-dipinacolborane product is provided.



*Maialen Espinal-Viguri, Callum R. Woof, Ruth L. Webster**

Page No. – Page No.

**Iron catalyzed hydroboration:
unlocking reactivity through ligand
modulation.**