



Cite this: *Chem. Commun.*, 2014, 50, 12135

Received 18th July 2014,  
Accepted 15th August 2014

DOI: 10.1039/c4cc05485g

www.rsc.org/chemcomm

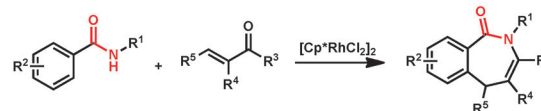
# Rhodium(III)-catalyzed C–H activation/[4+3] annulation of *N*-phenoxyacetamides and $\alpha,\beta$ -unsaturated aldehydes: an efficient route to 1,2-oxazepines at room temperature†

Pingping Duan,<sup>a</sup> Xia Lan,<sup>a</sup> Ying Chen,<sup>a</sup> Shao-Song Qian,<sup>b</sup> Jie Jack Li,<sup>c</sup> Liang Lu,<sup>d</sup> Yanbo Lu,<sup>a</sup> Bo Chen,<sup>\*a</sup> Mei Hong<sup>\*a</sup> and Jing Zhao<sup>\*ad</sup>

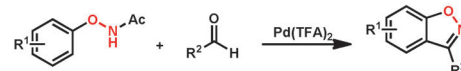
An efficient Rh(III)-catalyzed coupling reaction of *N*-phenoxyacetamides with  $\alpha,\beta$ -unsaturated aldehydes to give 1,2-oxazepines via C–H activation/[4+3] annulation has been developed. This transformation does not require oxidants and features C–C/C–N bond formation to yield seven-membered oxazepine rings at room temperature. Further derivation of 1,2-oxazepines leads to important chroman derivatives.

Rhodium-catalyzed chelation-assisted C–H activation–annulation reaction has emerged as a powerful tool for the construction of diversified complex molecules.<sup>1</sup> [Cp\*Rh<sup>III</sup>] is a well-known catalyst for the C–H bond activation, thanks to its high efficiency, mild reaction conditions and excellent functional group compatibility. The direct insertion of unsaturated molecules has been developed in Rh<sup>III</sup>-catalyzed direct aryl C–H functionalization.<sup>2</sup> While several examples have been reported on the formation of five- and six-membered ring scaffolds, studies using the [Cp\*Rh<sup>III</sup>] complex to form seven-membered rings lag behind and the examples are rare.<sup>3</sup> Notably, there are three reports highlighting a [4+3] annulation strategy via Cp\*Rh<sup>III</sup>-catalyzed C–H functionalization. Glorius and co-workers pioneered a Rh-catalyzed reaction between amides and unsaturated aldehydes and ketones to yield azepinones (Scheme 1a).<sup>3a</sup> Cui and co-workers reported two ingenious synthetic designs to obtain azepinones via Rh-catalyzed coupling of amides with methylenecyclopropanes and vinylcarbenoids.<sup>3b,c</sup> Considering the importance of the

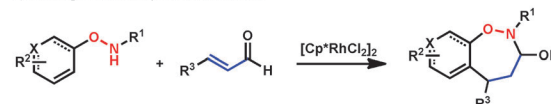
a) Glorius's work on aldehydes and ketones as C3 sources:



b) Our previous work on aldehydes as C1 sources:



c) This report on aldehydes as C3 sources:



**Scheme 1** Heterocycle synthesis through oxyacetamide-directed C–H activation/annulation.

seven-membered ring scaffolds and the difficulties in their quick assembly using conventional methods, there is a great need to expand their synthetic repertoire.

Recently, our group reported a palladium-catalyzed intermolecular [4+1] annulation reaction of *N*-phenoxyacetamides<sup>4</sup> and aldehydes to form 1,2-benzisoxazoles. This development suggested that the aldehyde could serve as an excellent C1 component in C–H functionalization (Scheme 1b). Herein we hypothesized that  $\alpha,\beta$ -unsaturated aldehydes could serve as C3 components in C–H activation/[4+3] annulation. If realized, this reaction would provide a convenient entry to oxazepines from simple oxyamides and widely available  $\alpha,\beta$ -unsaturated aldehydes (Scheme 1c).

1,2-Oxazepine and its derivatives are an important class of seven-membered heterocycles that have been found in pharmaceuticals with potential biological and medicinal activities.<sup>5</sup> With our continued interest in C–H activation/annulation, we report oxyacetamide-directed Rh<sup>III</sup>-catalyzed C–H activation/[4+3] annulation reactions between *N*-phenoxyacetamides and  $\alpha,\beta$ -unsaturated aldehydes to access 1,2-benzoxazepines. The atom-economic synthetic protocol features mild reaction conditions and good to excellent yields.

<sup>a</sup> Shenzhen Key Lab of Nano-Micro Material Research, School of Chemical Biology and Biotechnology, Shenzhen Graduate School of Peking University, Shenzhen, 518055, China. E-mail: jingzhao@pkusz.edu.cn

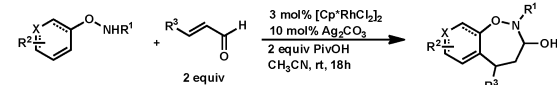
<sup>b</sup> School of Life Sciences, Shandong University of Technology, Zhangzhou Road 12, Zibo 255049, China

<sup>c</sup> Department of Chemistry, University of San Francisco, 2130 Fulton Street, San Francisco 94117-1080, USA

<sup>d</sup> State Key Laboratory of Pharmaceutical Biotechnology, School of Life Sciences, Institute of Chemistry and BioMedical Sciences, Nanjing University, Nanjing, 210093, China

† Electronic supplementary information (ESI) available: Experimental procedures and characterization data for all new compounds. CCDC 1003334 (3aa), 1003335 (3oa), 1003336 (4) and 1011647 (6). For ESI and crystallographic data in CIF or other electronic format see DOI: 10.1039/c4cc05485g

**Table 1** Rh<sup>III</sup>-catalyzed annulation of *N*-phenoxyacetamides **1** with  $\alpha,\beta$ -unsaturated aldehydes **2**<sup>a</sup>

	
<b>1</b>	<b>2</b>
<b>3</b>	
<b>3aa</b> , 93%	<b>3ba</b> , 86%
<b>3ca</b> , 40%	<b>3ca'</b> , 46%
<b>3da</b> , 90%	<b>3ea</b> , 89%
<b>3fa</b> , 70%	<b>3ga</b> , 83%
<b>3ha</b> , 40%	<b>3ha'</b> , 20%
<b>3ia</b> , 92%	<b>3ja</b> , 89%
<b>3ka</b> , 88%	<b>3la</b> , 90%
<b>3ma</b> , 66% <sup>b</sup>	<b>3na</b> , 70%
<b>3oa</b> , 81%	<b>3pa</b> , 65%
<b>3ab</b> , 96% <sup>b</sup>	<b>3ac</b> , 88%

<sup>a</sup> Conditions: **1** (0.4 mmol), **2** (0.8 mmol), [Cp\*RhCl<sub>2</sub>]<sub>2</sub> (3 mol%), Ag<sub>2</sub>CO<sub>3</sub> (10 mol%) in CH<sub>3</sub>CN (2 mL) at rt under a nitrogen atmosphere for 18 h, unless otherwise noted. Isolated yields. <sup>b</sup> Using **2** (3.0 equiv.), the product containing an additional aliphatic aldehyde in the 9-position was also obtained in 33% yield. <sup>c</sup> Using **2** (3.0 equiv.).

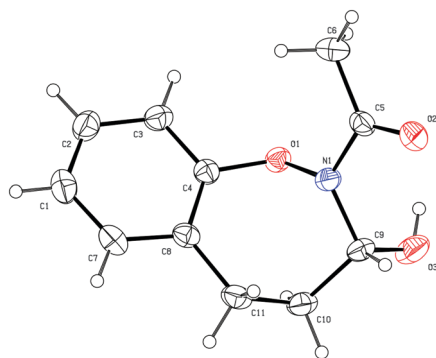
At the outset of this study, we chose *N*-phenoxyacetamide (**1a**) and acrolein (**2a**) as the starting materials (ESI,<sup>†</sup> Table S1). The reaction took place in the presence of 3 mol% [Cp\*RhCl<sub>2</sub>]<sub>2</sub>, 10 mol% Ag<sub>2</sub>CO<sub>3</sub> and 2 equiv. AcOH in CH<sub>3</sub>CN at room temperature, affording 1,2-benzoxazepine **3aa** in 71% yield (Table 1, entry 1). The structure of **3aa** was confirmed by X-ray crystallographic analysis (Fig. 1). The reaction did not proceed in the absence of Ag<sub>2</sub>CO<sub>3</sub> (entry 2). To our pleasant surprise, the use of pivalic acid (2 equiv.) dramatically improved the yield to 98% (entry 3). A series of silver

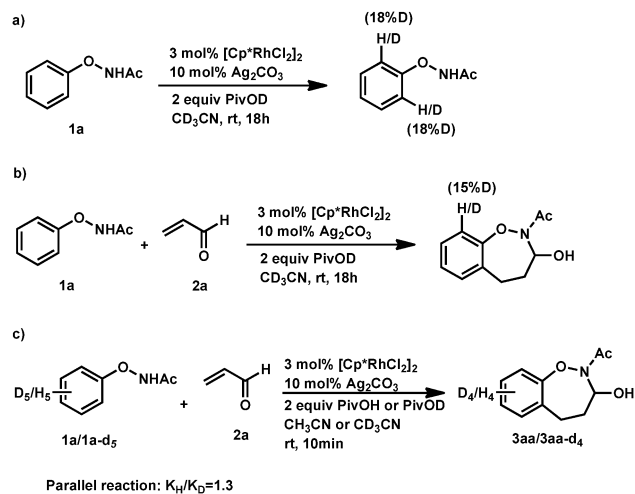
salts were also tested and we found that Ag<sub>2</sub>CO<sub>3</sub> was the best choice (entries 4–6). Finally, a variety of solvents were screened and they all gave slightly lower yields than CH<sub>3</sub>CN (entries 7–12). Omission of the [Cp\*RhCl<sub>2</sub>]<sub>2</sub> catalyst completely shut down the reaction (entry 13). Replacing [Cp\*RhCl<sub>2</sub>]<sub>2</sub> with Cp\*Rh(OAc)<sub>2</sub> avoided the need for silver additives and the results indicated that acids promoted the reaction and PivOH was superior to AcOH (entries 14–16).

With the optimized conditions in hand, we first explored the scope of *N*-phenoxyacetamides. The substituents on nitrogen were first examined. Replacing the acetyl group with a propionyl group gave **3ba** in 86% yield. The benzyloxycarbonyl group was also a suitable protecting group for this reaction, although we obtained the desired product **3ca** in 40% yield in addition to the aliphatic aldehyde derivative **3ca'** in 46% yield. The substituents on *N*-phenoxyacetamides were also investigated. The electron-donating substituents such as methyl (**1d**, **1e**, and **1f**), dimethyl (**1g**) and methoxyl (**1h**) and electron-withdrawing groups such as fluorine (**1i**), bromine (**1j** and **1k**), chlorine (**1l**), phenyl (**1m**), and ester (**1n**) all proceeded smoothly to afford the corresponding products in moderate to high yields. It was worth noting that we obtained the mixture of regioisomers **3ha** and **3ha'** in a 2 : 1 ratio from substrate **1h** bearing a methoxyl substituent in the *meta*-position. It occurred with significantly altered regioselectivity as compared to other *meta*-substituted *N*-methoxybenzamides, such as **1e**, **1i** and **1j**.<sup>2a</sup> Substrate **1i** was annulated only at the less hindered *ortho* position with complete regioselectivity even though the fluorine atom is small. More excitingly, the reaction also proceeded well for nonaromatic substrates (**1o** and **1p**), affording the products in 81% and 65% yields, respectively. The crystal structure of **3oa** was shown in the ESI.<sup>†</sup> We also examined the scope of unsaturated aldehydes, and found that (*E*)-pent-2-enal (**2b**) and (*E*)-hex-2-enal (**2c**) could successfully proceed in 96% and 88% yields, respectively. However, when the alkyl chain was replaced by an aryl group, such as cinnamaldehyde, the reaction failed. Attempts to introduce a methyl group at the  $\alpha$ -position of unsaturated aldehydes resulted in no reaction.

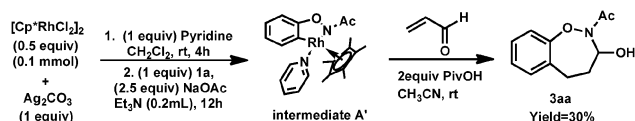
To probe the catalytic reaction mechanism, isotope experiments were carried out (Scheme 2). Exposure of substrate **1a** to PivOD/CD<sub>3</sub>CN afforded the substrate by 18% H/D scrambling *ortho* to the oxyacetamide group (Scheme 2a). We also conducted the reaction using PivOD as the acid and CD<sub>3</sub>CN as the solvent, affording the desired product with 15% deuterium incorporation observed at the C-9 position (Scheme 2b). These results demonstrated that the C–H activation step was reversible.<sup>6</sup> Parallel experiments using equimolar amounts of d<sub>5</sub>-**1a** and *N*-phenoxyacetamide **1a** were conducted independently to assess the rates of reaction for *ortho*-C–H vs. C–D. It gave a *K*<sub>H</sub>/*K*<sub>D</sub> ratio of 1.3, indicating that C–H bond cleavage could not be the rate-determining step (Scheme 2c).<sup>7</sup>

To further explore the catalytic cycle, we carried out the synthesis and analysis of the possible intermediate. The substrate (**1a**) was treated with the active catalyst [Cp\*Rh<sup>III</sup>Py] species, prepared *in situ* from stoichiometric quantities of [Cp\*RhCl<sub>2</sub>]<sub>2</sub>, Ag<sub>2</sub>CO<sub>3</sub> and pyridine (Py) in CH<sub>2</sub>Cl<sub>2</sub> at rt in the presence of NaOAc and Et<sub>3</sub>N. The cyclometalated intermediate **A'** was obtained with 90% yield. Then it was treated with acrolein (**2a**) under our standard reaction conditions, affording the corresponding product **3aa**

**Fig. 1** Crystal structure of 1-(3-hydroxy-4,5-dihydrobenzo[f][1,2]oxazepin-2(3H)-yl)ethanone (**3aa**).



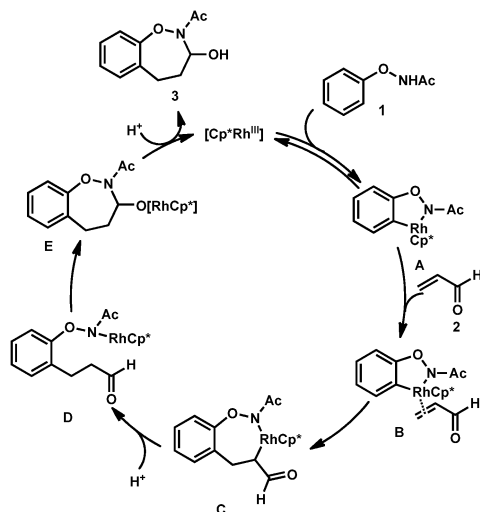
Scheme 2 Deuteration experiments.



Scheme 3 Synthesis of the cyclometalated intermediate and transformation.

in 30% yield (Scheme 3). Pyridine was used to stabilize the cyclometalated intermediate,<sup>8</sup> but it suppressed the [4+3] annulation reaction to some extent as a controlled experiment in the presence of 15 mol% pyridine afforded the desired product in 44% NMR yield, much lower than the 98% NMR yield of **3aa**.

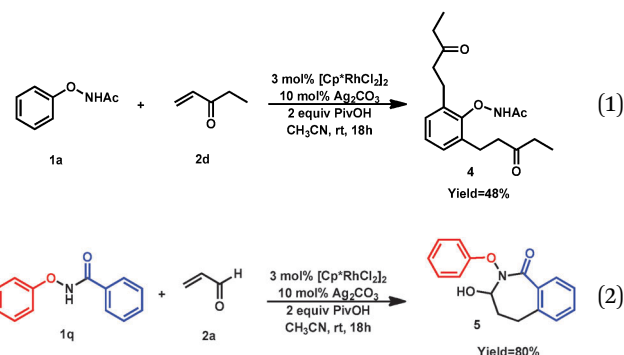
On the basis of these observations and literature precedence, a plausible mechanism was proposed, as shown in Scheme 4. First, an active catalyst  $[\text{Cp}^*\text{Rh}^{\text{III}}]$  was generated from  $[\text{Cp}^*\text{RhCl}_2]_2$  and  $\text{Ag}_2\text{CO}_3$ . Then coordination of substrate **1** to  $[\text{Cp}^*\text{Rh}^{\text{III}}]$  species went through a cyclorhodation step, affording intermediate **A**. Intermediate **C** was obtained *via* alkene insertion. And then it produced the alkylated species **D** with the aid of acid. Lastly, the seven-membered ring



Scheme 4 Plausible mechanism.

intermediate **E** was formed *via* intramolecular nucleophilic attack,<sup>4a,9</sup> which was then protonated to produce the desired product **3** and regenerate the  $[\text{Cp}^*\text{Rh}^{\text{III}}]$  species.

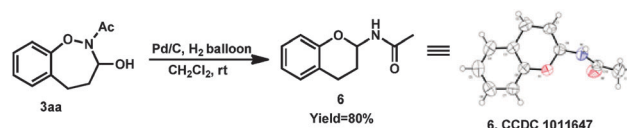
Interestingly, when an unsaturated ketone such as pent-1-en-3-one (**2d**) was used as the coupling partner, we only obtained the di-alkylated product **4** in 48% yield with no cyclized products [eqn (1)].<sup>10</sup> The structure of **4** was confirmed by X-ray crystallography (see ESI<sup>†</sup>). Furthermore, we examined the influence of both the oxyacetamide and amide directing groups with compound **1q**. Compound **1q** is interesting in that it has two directing groups to compete for sites of C–H activation. The reaction occurred regiospecifically at the position *ortho* to the amide group in Rh-catalyzed C–H activation, affording product **5** in 80% yield [eqn (2)].<sup>11</sup>



We also explored the synthetic transformation of the obtained 1,2-oxazepines. The product **3aa** underwent the reduction reaction with a  $\text{H}_2$  balloon, affording the unexpected benzo-fused oxygen heterocycle chroman derivative **6** in 80% yield.<sup>12</sup> Chromans are important building blocks in a number of biologically important molecules (Scheme 5).<sup>13</sup>

In summary, we have developed an efficient Rh(III)-catalyzed intermolecular [4+3] annulation method for the synthesis of 1,2-oxazepines from *N*-phenoxyacetamides and  $\alpha,\beta$ -unsaturated aldehydes. This atom-economic protocol features mild reaction conditions, good to excellent yields, and no need for oxidants. Deuteration experiments suggested that the C–H activation step is reversible and not rate-determining. The cyclometalated intermediate was synthesized and analysed. A mechanism involving C–H activation, alkene insertion, and intramolecular nucleophilic attack from a Rh amide was proposed. Reduction of the coupled 1,2-oxazepine product generated biologically important chroman derivatives. Investigations on developing new annulation methods based on the O–NHAc moiety are underway and will be reported in due course.

We thank Professor John F. Hartwig for his valuable insights and discussion. This work was financially supported by grants

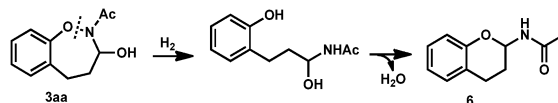


Scheme 5 Synthetic transformation of the seven-membered ring product.

from the National High Technology Research and Development Program of China (2014AA020512). J.Z. thanks the Doctoral Fund of Ministry of Education of China, the National Natural Science Foundation of China (grant no 21332005) and the Guangdong Government (S20120011226) for support.

## Notes and references

- For reviews, see: (a) D. A. Colby, R. G. Bergman and J. A. Ellman, *Chem. Rev.*, 2010, **110**, 624; (b) T. Satoh and M. Miura, *Chem. – Eur. J.*, 2010, **16**, 11212; (c) J. Wencel-Delord, T. Drcge, F. Liu and F. Glorius, *Chem. Soc. Rev.*, 2011, **40**, 4740; (d) D. A. Colby, A. S. Tsai, R. G. Bergman and J. A. Ellman, *Acc. Chem. Res.*, 2012, **45**, 814; (e) S. Chiba, *Chem. Lett.*, 2012, **41**, 1554; (f) G. Song, F. Wang and X. Li, *Chem. Soc. Rev.*, 2012, **41**, 3651; (g) F. W. Patureau, J. Wencel-Delord and F. Glorius, *Aldrichimica Acta*, 2012, **45**, 31; (h) N. Kuhl, N. Schröder and F. Glorius, *Adv. Synth. Catal.*, 2014, **356**, 1443.
- For representative work on Rh<sup>III</sup>-catalyzed construction of heterocycles by C–H activation–annulation, see: (a) D. R. Stuart, P. Alsabeh, M. Kuhn and K. Fagnou, *J. Am. Chem. Soc.*, 2010, **132**, 18326; (b) M. P. Huestis, L. Chan, D. R. Stuart and K. Fagnou, *Angew. Chem., Int. Ed.*, 2011, **50**, 1338; (c) K. Muralirajan, K. Parthasarathy and C.-H. Cheng, *Angew. Chem., Int. Ed.*, 2011, **50**, 4169; (d) A. S. Tsai, M. E. Tauchert, R. G. Bergman and J. A. Ellman, *J. Am. Chem. Soc.*, 2011, **133**, 1248; (e) F. W. Patureau, T. Besset, N. Kuhl and F. Glorius, *J. Am. Chem. Soc.*, 2011, **133**, 2154; (f) S. Rakshit, C. Grohmann, T. Besset and F. Glorius, *J. Am. Chem. Soc.*, 2011, **133**, 2350; (g) K. D. Hesp, R. G. Bergman and J. A. Ellman, *J. Am. Chem. Soc.*, 2011, **133**, 11430; (h) J. Jayakumar, K. Parthasarathy and C.-H. Cheng, *Angew. Chem., Int. Ed.*, 2012, **51**, 197; (i) B.-J. Li, H.-Y. Wang, Q.-L. Zhu and Z.-J. Shi, *Angew. Chem., Int. Ed.*, 2012, **51**, 3948; (j) H. Wang and F. Glorius, *Angew. Chem., Int. Ed.*, 2012, **51**, 7318; (k) Z. Shi, N. Schröder and F. Glorius, *Angew. Chem., Int. Ed.*, 2012, **51**, 8092; (l) D. Wang, F. Wang, G. Song and X. Li, *Angew. Chem., Int. Ed.*, 2012, **51**, 12348; (m) X. Tan, B. Liu, X. Li, B. Li, S. Xu, H. Song and B. Wang, *J. Am. Chem. Soc.*, 2012, **134**, 16163; (n) J. M. Neely and T. Rovis, *J. Am. Chem. Soc.*, 2013, **135**, 66; (o) B. Zhou, W. Hou, Y. Yang and Y. Li, *Chem. – Eur. J.*, 2013, **19**, 4701; (p) J. R. Huckins, E. A. Bercot, O. R. Thiel, T.-L. Hwang and M. M. Bio, *J. Am. Chem. Soc.*, 2013, **135**, 14492; (q) B. Liu, C. Song, C. Sun, S. Zhou and J. Zhu, *J. Am. Chem. Soc.*, 2013, **135**, 16625; (r) Y. Lian, T. Huber, K. D. Hesp, R. G. Bergman and J. A. Ellman, *Angew. Chem., Int. Ed.*, 2013, **52**, 629; (s) D. Zhao, Z. Shi and F. Glorius, *Angew. Chem., Int. Ed.*, 2013, **52**, 12426; (t) G. Liu, Y. Shen, Z. Zhou and X. Lu, *Angew. Chem., Int. Ed.*, 2013, **52**, 6033; (u) A. Seoane, N. Casanova, N. Quiñones, J. L. Mascareñas and M. Gulías, *J. Am. Chem. Soc.*, 2014, **136**, 7607.
- (a) Z. Shi, C. Grohmann and F. Glorius, *Angew. Chem., Int. Ed.*, 2013, **52**, 5393; (b) S. Cui, Y. Zhang and Q. Wu, *Chem. Sci.*, 2013, **4**, 3421; (c) S. Cui, Y. Zhang, D. Wang and Q. Wu, *Chem. Sci.*, 2013, **4**, 3912; (d) A. Seoane, N. Casanova, N. Quiñones, J. L. Mascareñas and M. Gulías, *J. Am. Chem. Soc.*, 2014, **136**, 834; (e) S. Yu and X. Li, *Org. Lett.*, 2014, **16**, 1200.
- (a) P. Duan, Y.-F. Yang, R. Ben, Y. Yan, L. Dai, M. Hong, Y.-D. Wu, D. Wang, X. Zhang and J. Zhao, *Chem. Sci.*, 2014, **5**, 1574; oxyacetamide as an oxidizing directing group, see: (b) G. Liu, Y. Shen, Z. Zhou and X. Lu, *Angew. Chem., Int. Ed.*, 2013, **52**, 6033; (c) Y. Shen, G. Liu, Z. Zhou and X. Lu, *Org. Lett.*, 2013, **15**, 3366; (d) F. Hu, Y. Xia, F. Ye, Z. Liu, C. Ma, Y. Zhang and J. Wang, *Angew. Chem., Int. Ed.*, 2014, **53**, 1364.
- (a) S. J. Moss, M. A. Gregory, B. Wilkinson and C. J. Martin, CN102770139 A, 2012; (b) S. S. Klioze, F. J. Ehrigott, Jr. and E. J. Glamkowski, *J. Heterocycl. Chem.*, 1984, **21**, 1257; (c) K. Tetsuji and N. Hideo, *Chem. Pharm. Bull.*, 1971, **19**, 1325; (d) Y. Sachiko, I. Masayuki and K. Chikara, *Chem. Pharm. Bull.*, 1975, **23**, 2818; (e) Y. Sachiko and K. Chikara, *Tetrahedron*, 1979, **35**, 1273.
- (a) L. Ackermann and A. V. Lygin, *Org. Lett.*, 2012, **14**, 764; (b) L. Ackermann, L. H. Wang, R. Wolfram and A. V. Lygin, *Org. Lett.*, 2012, **14**, 728.
- (a) E. M. Simmons and J. F. Hartwig, *Angew. Chem., Int. Ed.*, 2012, **51**, 3066; (b) W. D. Jones, *Acc. Chem. Res.*, 2003, **36**, 140.
- N. Wang, B. Li, H. Song, S. Xu and B. Wang, *Chem. – Eur. J.*, 2013, **19**, 358.
- For the intramolecular nucleophilic addition of NH to electrophiles after C–H activation–insertion, see: (a) D.-G. Yu, F. de Azambuja and F. Glorius, *Angew. Chem., Int. Ed.*, 2014, **53**, 2754; (b) Y. Liang, K. Yu, B. Li, S. Xu, H. Song and B. Wang, *Chem. Commun.*, 2014, **50**, 6130; (c) S. Sharma, E. Park, J. Park and I. S. Kim, *Org. Lett.*, 2012, **14**, 906; (d) Q. Yu, N. Zhang, J. Huang, S. Lu, Y. Zhu, X. Yu and K. Zhao, *Chem. – Eur. J.*, 2013, **19**, 11184.
- For arylation of  $\alpha,\beta$ -unsaturated ketones via metal-catalyzed C–H activation, see: (a) L. Yang, B. Qian and H. Huang, *Chem. – Eur. J.*, 2012, **18**, 9511; (b) T. Yoshino, H. Ikemoto, S. Matsunaga and M. Kana, *Angew. Chem., Int. Ed.*, 2013, **52**, 2207; (c) G. Rouquet and N. Chatani, *Chem. Sci.*, 2013, **4**, 2201.
- Substrate **1q** was investigated in metal-catalyzed isoquinoline synthesis and a similar reaction pattern was observed, see: (a) S. Lu, Y. Lin, H. Zhong, K. Zhao and J. Huang, *Tetrahedron Lett.*, 2013, **54**, 2001; (b) N. Guimond, S. I. Gorelsky and K. Fagnou, *J. Am. Chem. Soc.*, 2011, **133**, 6449.
- The mechanism for the formation of chroman derivative **6** may involve the following pathway:



- A. F. Ward, Y. Xu and J. P. Wolfe, *Chem. Commun.*, 2012, **48**, 609.