

Synthesis of novel 2,8-disubstituted indolo[3,2-*b*]carbazoles†

Sven Van Snick and Wim Dehaen*

Received 29th July 2011, Accepted 31st August 2011

DOI: 10.1039/c1ob06298k

A new synthetic pathway towards 2,8-difunctionalised indolo[3,2-*b*]carbazoles was investigated. The presented method offers a short and high yielding route towards 2,8-dibromo-5,11-dihexyl-6,12-diphenyl-indolo[3,2-*b*]carbazole. It is demonstrated that the latter compound is a versatile building block, enabling the synthesis of a number of previously unreported 5,11-dialkyl-6,12-diphenyl-indolo[3,2-*b*]carbazoles in moderate to good yields, using Suzuki and Sonogashira cross-coupling reaction. Furthermore it is shown that 2,8-dibromo-5,11-dihexyl-6,12-diphenyl-indolo[3,2-*b*]carbazole can be easily formylated, giving rise to the 2,8-diformyl-5,11-dihexyl-6,12-diphenyl-indolo[3,2-*b*]carbazole. The latter compound was successfully subjected to condensation reactions.

Introduction

Indolocarbazoles represent an important class of N-heterocycles characterized by an array of applications depending on the considered structural isomer. Among the five possible isomers, 5,11-dihydroindolo[3,2-*b*]carbazoles (which we will subsequently call indolo[3,2-*b*]carbazoles or ICZs for short) have attracted a large interest because of their structural and electronic properties (high charge carrier mobility), combined with good stability towards atmospheric conditions, which makes them ideal components for use in organic electronics. Hence, indolo[3,2-*b*]carbazoles have been successfully implemented in OFETs,¹ OLEDs,² DSSCs³ and even PSCs.⁴

Although the field of applications is broad, the search for new functional materials for ICZ-based electronics has reached an impasse, which can mainly be attributed to the lack of high yielding synthetic pathways towards various functionalised ICZs and the sizeable presence of alternatives such as thiophene-based oligomers and polymers, which benefit from the well established knowledge concerning their reactivity.^{5,6}

One of the first syntheses of indolo[3,2-*b*]carbazole, by cyclodehydrogenation of *N,N'*-diphenyl-*p*-phenylenediamine, was reported in 1961 by Grotta *et al.*⁷ Ever since, many other syntheses have been reported in the literature, most of which depend on multi-step sequences characterized by low overall yields.⁸ In contrast, a notable result was obtained by Pindur *et al.* who isolated the parent indolo[3,2-*b*]carbazole in 80% yield by condensation of 3,3'-bis(indolyl)methane with triethyl orthoformate.⁹ For a detailed overview on both synthesis and characterisation of indolo[3,2-*b*]carbazoles excellent reviews can be found in the literature.¹⁰

Even though many pathways towards indolo[3,2-*b*]carbazole exist, few allow for the synthesis of 2,8-difunctionalized ICZs. Usually these ICZs are prepared in low to moderate yield by double Fischer cyclisation of phenylhydrazones, obtained through condensation between 1,4-cyclohexanedione and the appropriate substituted hydrazine.¹¹

Herein we report an alternative fast and robust method for synthesizing various 2,8-difunctionalized ICZs in high yield and with improved solubility, by the use of cheap commercially available starting materials.

Results and discussion

The presented method is a continuation of our work previously done on 6-monosubstituted indolo[3,2-*b*]carbazoles and 6,12-diaryl-indolo[3,2-*b*]carbazoles.^{12,13} It was demonstrated that the latter ICZs could be obtained in moderate to good yields using a two-step method involving the condensation of an aromatic aldehyde and indole under acid catalysis (HI) in CH₃CN, yielding a mixture of indolo[3,2-*b*]carbazole and 5,6,11,12-tetrahydro-indolo[3,2-*b*]carbazole. The reaction proceeded overnight and heating (80 °C) was imperative to ensure higher amounts of the oxidized derivative.

However, a second oxidation step with I₂ in CH₃CN was still necessary to convert the remaining non-oxidized derivative into indolo[3,2-*b*]carbazole. This method was further optimized to a one-pot procedure and expanded to various aromatic aldehydes, yielding the expected ICZs in good yields.¹³ (Fig. 1)

While this method produced the desired compounds, the low solubility in organic solvents hampered further functionalisation of the ICZ-backbone.

As a continuation of this work, we planned to address the problem of low solubility by alkylating the two nitrogens present in the ICZ backbone. It has previously been shown that this is indeed a facile and flexible strategy to obtain highly soluble

Division of Molecular Design and Synthesis, Department of Chemistry, K. U. Leuven, Celestijnenlaan 200F, B-3001, Leuven, Belgium

† Electronic supplementary information (ESI) available. See DOI: 10.1039/c1ob06298k

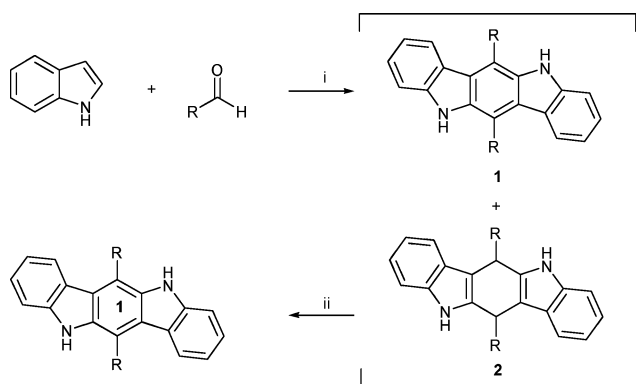
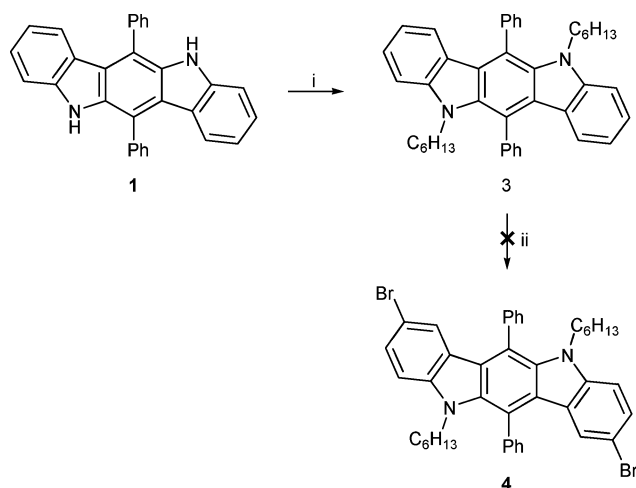


Fig. 1 Synthesis of indolo[3,2-*b*]carbazole. (i) CH_3CN , HI (57%), 80 °C, 14 h. (ii) CH_3CN , I_2 , 80 °C, 14 h. R = Aryl.

ICZs.¹ Compound **1** was easily converted to the 5,11-dihexyl-6,12-diphenyl-indolo[3,2-*b*]carbazole **3**, by treating the former with a 50% NaOH solution and subsequent addition of the 1-bromohexane alkylating reagent at room temperature. The alkylated compound was obtained in 78% yield and indeed shows greatly improved solubility in CH_2Cl_2 as compared to the non-alkylated derivative. (Scheme 1)



Scheme 1 (i) DMSO, 50% NaOH, $\text{C}_6\text{H}_{13}\text{Br}$. (ii) AcOH, NBS.

In order to create a functionalisable substrate we envisioned to brominate **3**. We have previously demonstrated that bromination of the 6-unsubstituted ICZ derivatives using 3 eq. NBS yielded the 2,6,8-tribrominated ICZ in 20% yield.¹² However, upon treating **3** under similar conditions we did not observe any trace of the expected 2,8-dibromo-5,11-diethyl-6,12-diphenyl-indolo[3,2-*b*]carbazole **4**. Starting compound **3** was recovered nearly completely.

We then considered to functionalise the 5,6,11,12-tetrahydroindolo[3,2-*b*]carbazole **2** prior to oxidation. Because the latter corresponds to two indole nuclei connected *via* a methylene bridge, the reactivity of **2** should be similar to that of 2,3-disubstituted indoles and bromination of indoles is well described in literature.^{14,15} Hence, we explored a way to obtain ICZ **2** as the major reaction product in the initial condensation reaction.

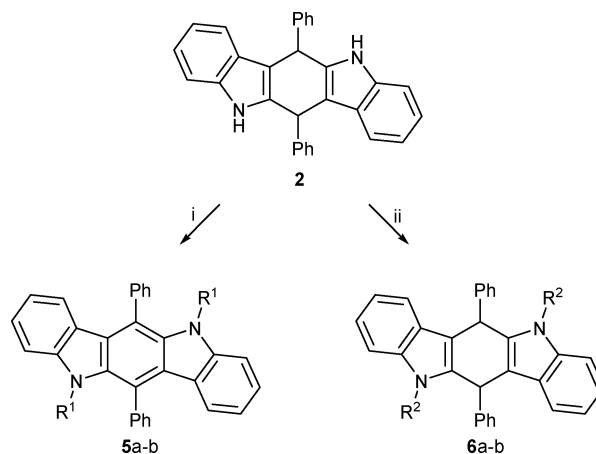
Table 1 Alkylation of **2**

Compound	RX	Reaction time	Yield (%)
5a	CH_3I	48 h	90
5b	$\text{C}_3\text{H}_7\text{Br}$	48 h	86
6a	$\text{C}_6\text{H}_{13}\text{Br}$	3 h	67 ^a
6b	$\text{C}_{12}\text{H}_{25}\text{Br}$	3 h	50 ^{a,b}

^a Non-oxidized ICZ. ^b Only *trans*-isomer.

From our previous research it was apparent that elevated temperatures during the condensation favoured the oxidized ICZ **1**. Therefore we envisioned to condense indole with benzaldehyde under acid catalysis, but this time at room temperature in order to obtain only non-oxidized ICZ **2**.

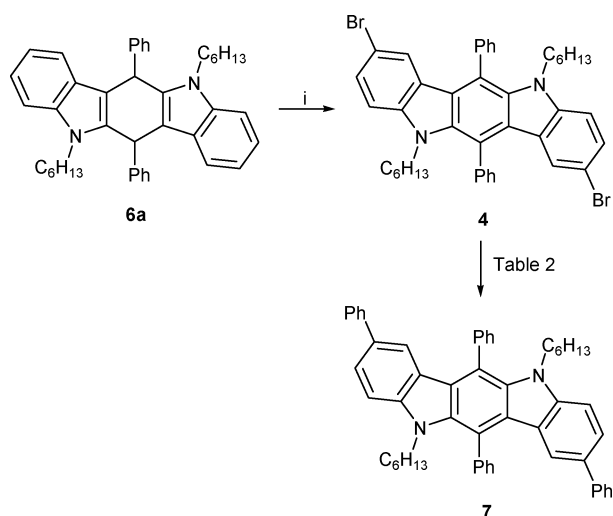
A convincing result was obtained when MS-analysis and NMR demonstrated the presence of only 5,6,11,12-tetrahydroindolo[3,2-*b*]carbazole **2**, as a mixture of both the *cis*- and *trans*-ICZ (1:2), in the reaction mixture and no trace of the oxidized analogue. This product was easily isolated by filtration (97% yield) and subsequently alkylated to improve its solubility. We found that upon alkylation of **2**, the length of the chosen alkyl chain was determinative for the reaction products formed. When methyl iodide was used, ICZ **5a** was formed in 90% yield after 48 h stirring at room temperature. ¹H NMR analysis of the isolated compound indicated that not only alkylation but also oxidation proceeded, evidenced by the disappearance of the characteristic singlets corresponding to the benzylic protons of both the *cis*- and *trans*-5,11-dimethyl-6,12-diphenyl-5,6,11,12-tetrahydroindolo[3,2-*b*]carbazole **2**. The oxidation here apparently is affected by DMSO and/or advantageous oxygen. A similar result was obtained when alkylating **2** with *n*-propyl bromide. After 48 h, **5b** was obtained in 86% yield. Conversely, upon alkylating **2** with longer alkyl chains such as hexyl, we did not observe any oxidation products being formed after 24 h. It was found that the yield of alkylated ICZ **6a** did not increase when the reaction proceeded longer than three hours and thus ICZ **6a** could be isolated in 67% yield as a mixture of the *cis*- and *trans*-isomers (1:3). Alkylation with dodecyl bromide was also performed using these reaction conditions, with a comparable result, however in this case crystallization resulted in the isolation of only the *trans*-isomer in 50% yield. (Scheme 2, Table 1)



Scheme 2 (i) DMSO, 50% NaOH, R^1X . (ii) DMSO, 50% NaOH, R^2X .

With the alkylated, non-oxidized ICZ **6a** available we set out to brominate this compound using NBS in acetic acid. ^1H NMR analysis of the compound isolated from this reaction after aqueous work-up confirmed the oxidation of **6a**, but also the presence of two doublets at 7.37 ppm and 7.10 ppm, indicating the 2,8-dibromination of the ICZ-backbone. Further characterization of **6a** by ESI-MS showed the expected mass corresponding to the dibrominated ICZ **4**. In view of the failed bromination of the ICZ **3**, we can safely assume that bromination takes place before aromatisation.

Since aryl halides are very versatile substrates in various transition metal catalyzed cross coupling reactions,¹⁶ we envisioned to expand the conjugation of the ICZs by use of Suzuki, Stille and Sonogashira coupling reactions using the newly obtained 5,11-dihexyl-2,8-dibromo-6,12-diphenyl-indolo[3,2-*b*]carbazole **4**. (Scheme 3)



Scheme 3 (i) AcOH, 4 eq. NBS, 3 h.

The Suzuki coupling proved to be troublesome at first, but during optimisation procedure it became quickly apparent that the coupling was sensitive to the chosen base. Ultimately, upon treatment of **4** with phenylboronic acid under optimized reaction conditions we were able to isolate the expected compound in 92% yield. (Table 2)

An attempt was also made to react **4** under Sonogashira reaction conditions, using a 1 : 1 ratio of THF/ $i\text{Pr}_2\text{NH}$, CuI and various acetylene substrates, such as TMS-acetylene, phenylacetylene and 2-methyl-3-butyn-2-ol. However, TLC analysis during these reactions showed no reactivity of the ICZ. The Stille coupling with 2-(tributylstannyl)thiophene and the Mizoroki–Heck reaction

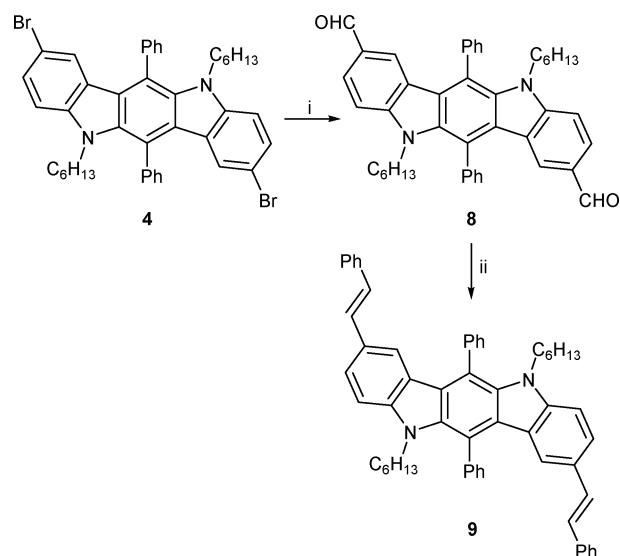
Table 2 Suzuki cross-coupling of **4**

Entry	Solvent (4/1)	Pd(PPh ₃) ₄ (mol%)	Base (5 eq.)	Time	Yield (%)
1	DMF/H ₂ O	10	CS ₂ CO ₃	16 h	—
2	THF/H ₂ O	1	K ₂ CO ₃	16 h	36
3	THF/H ₂ O	1	CS ₂ CO ₃	16 h	44
4	THF/H ₂ O	5	CS ₂ CO ₃	16 h	63
5	THF/H ₂ O	10	CS ₂ CO ₃	16 h	65
6	THF/H ₂ O	10	KOH	2 h	90
7	THF/H ₂ O	5	KOH	30 min	92

with styrene also yielded no expected products and in all cases only starting material **4** was recovered.

Compound **4** also allows to synthesize the diformylated derivative **8**. By treatment of the former with BuLi at $-78\text{ }^\circ\text{C}$ in THF, followed by the addition of DMF the diformylated ICZ **8** was obtained in 81% yield. The presence of two aldehyde moieties allowed us to further expand the conjugation of ICZ **8** by conducting condensation reactions, yielding two previously unreported 2,8-difunctionalized ICZs.

Firstly, the Horner–Wadsworth–Emmons modification to the Wittig reaction was performed by condensing **8** with diethylbenzyl phosphonate in the presence of KHMDS, resulting in the formation of **9** in 74% yield. (Scheme 4)



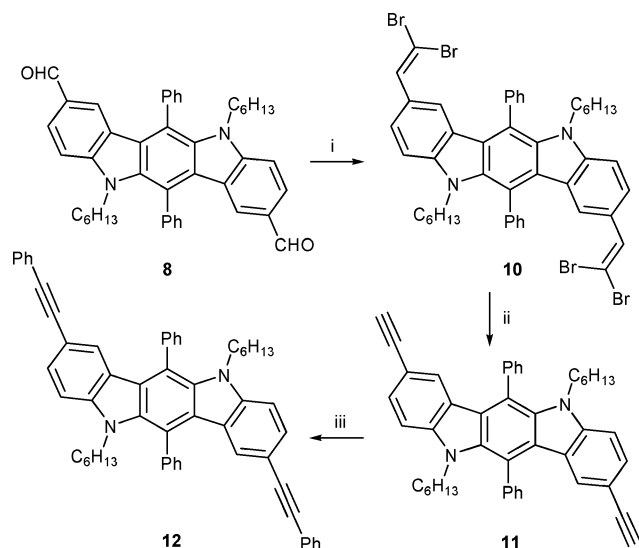
Scheme 4 (i) THF, $-78\text{ }^\circ\text{C}$, $n\text{-BuLi}$, DMF. (ii) THF, KO $t\text{Bu}$, $0\text{ }^\circ\text{C}$, BnP(=O)OEt₂.

Secondly, in order to overcome the difficulties encountered when trying to introduce an acetylene functional group by Sonogashira reaction and with the diformylated ICZ **8** available, we were able to transform the latter to **11** according to the Corey–Fuchs protocol.¹⁷ To accomplish this, **8** was firstly converted to the bisdibromovinyl-ICZ **10**, followed by treatment with $n\text{-BuLi}$ at $-78\text{ }^\circ\text{C}$ leading to **11** in 65% yield. (Scheme 5)

The obtained dialkyne **11** was then treated with bromobenzene under standard Sonogashira reaction conditions, yielding **12** without problems in 57% yield.

Conclusions

An efficient method has been developed for the synthesis of 2,8-difunctionalized ICZs in good overall yields by use of cheap starting materials and straightforward reactions. The otherwise not easily accessible 2,8-dibromo-5,11-dihexyl-indolo[3,2-*b*]carbazole can be obtained in high yield using a one pot bromination/aromatisation of the dialkylated indolocarbazole derivative. The versatility of this dibrominated building block has been demonstrated by implementing several standard reaction protocols. Amongst these, the double Suzuki coupling and the introduction of two aldehyde functional groups and subsequent conversion to styryl and phenylacetylene derivatives offer a solid



Scheme 5 (i) CH_2Cl_2 , CBr_4 , PPh_3 , 1 h. (ii) THF, $n\text{-BuLi}$, 2h. (iii) THF, $i\text{Pr}_2\text{NH}$, CuI , $\text{Pd}(\text{PPh}_3)_4$, $\text{C}_6\text{H}_6\text{Br}$, Reflux.

way for expanding conjugation of the ICZ aromatic system. All of the 5,11-dialkylated ICZs show good solubility in common organic solvents, allowing for easy manipulation in follow-up reactions. Therefore, the 2,8-disubstituted ICZs also represent viable building blocks for ICZ-containing polymers, which will be the subject of our subsequent research.

Acknowledgements

The authors thank IMEC for a fellowship, and the F.W.O.-Vlaanderen, The “Ministerie voor Wetenschapsbeleid” (Grant IAP-IV-27), and the University of Leuven for continuing financial support.

Notes and references

- 1 Y. Wu, Y. Li, S. Gardner and B. S. Ong, *J. Am. Chem. Soc.*, 2005, **127**, 614–618; Y. Li, Y. Wu and B. S. Ong, *Macromolecules*, 2006, **39**, 6521–6527; P.-L. T. Boudreault, S. Wakim, N. Blouin, M. Simard, C. Tessier, Y. Tao and M. Leclerc, *J. Am. Chem. Soc.*, 2007, **129**, 9125–9136; Y. Guo, H. Zhao, G. Yu, C.-a. Di, W. Liu, S. Jiang, S. Yan, C. Wang, H. Zhang, X. Sun, X. Tao and Y. Liu, *Adv. Mater.*, 2008, **20**, 4835–4839; P.-L. T. Boudreault, A. A. Virkar, Z. Bao and M. Leclerc, *Org. Electron.*, 2010, **11**, 1649–1659.

- 2 H.-P. Zhao, X.-T. Tao, P. Wang, Y. Ren, J.-X. Yang, Y.-X. Yan, C.-X. Yuan, H.-J. Liu, D.-C. Zou and M.-H. Jiang, *Org. Electron.*, 2007, **8**, 673–682; H.-P. Zhao, X.-T. Tao, F.-Z. Wang, Y. Ren, X.-Q. Sun, J.-X. Yang, Y.-X. Yan, D.-C. Zou, X. Zhao and M.-H. Jiang, *Chem. Phys. Lett.*, 2007, **439**, 132–137; H.-P. Zhao, F.-Z. Wang, C.-X. Yuan, X.-T. Tao, J.-L. Sun, D.-C. Zou and M.-H. Jiang, *Org. Electron.*, 2009, **10**, 925–931; S. Lengvinaite, J. V. Grazulevicius, S. Grigalevicius, R. Gu, W. Dehaen, V. Jankauskas, B. Zhang and Z. Xie, *Dyes Pigm.*, 2010, **85**, 183–188.
- 3 X.-H. Zhang, Z.-S. Wang, Y. Cui, N. Koumura, A. Furube and K. Hara, *J. Phys. Chem. C*, 2009, **113**, 13409–13415.
- 4 E. Zhou, S. Yamakawa, Y. Zhang, K. Tajima, C. Yang and K. Hashimoto, *J. Mater. Chem.*, 2009, **19**, 7730–7737; Y. Xia, X. Su, Z. He, X. Ren, H. Wu, Y. Cao and D. Fan, *Macromol. Rapid Commun.*, 2010, **31**, 1287–1292; E. Zhou, J. Cong, K. Tajima and K. Hashimoto, *Chem. Mater.*, 2010, **22**, 4890–4895.
- 5 Y. Liu, Y. Liu and X. Zhan, *Macromol. Chem. Phys.*, 2011, **212**, 428–443; S. Hotta and T. Yamao, *J. Mater. Chem.*, 2011, **21**, 1295–1304.
- 6 R. D. McCullough, *Adv. Mater.*, 1998, **10**, 93–116; J. Roncali, P. Blanchard and P. Frère, *J. Mater. Chem.*, 2005, **15**, 1589–1610.
- 7 H. M. Grotta, C. J. Riggle and A. E. Bearse, *J. Org. Chem.*, 1961, **26**, 1509–1511.
- 8 H. Ishii, E. Sakurada, K. Murakami, S. Takase and H. Tanaka, *J. Chem. Soc., Perkin Trans. 1*, 1988, 2387–2395; J. Lehmann and U. Hartmann, *Arch. Pharm.*, 1989, **322**, 451–452; A. R. Katritzky, J. Li and C. V. Stevens, *J. Org. Chem.*, 1995, **60**, 3401–3404; D. S. Black, A. J. Ivory and N. Kumar, *Tetrahedron*, 1995, **51**, 11801–11808; J. Tholander and J. Bergman, *Tetrahedron*, 1999, **55**, 6243–6260.
- 9 U. Pindur and J. Müller, *Arch. Pharm.*, 1987, **320**, 280–282.
- 10 S. Wakim, B.-R. Aïch, Y. Tao and M. Leclerc, *Polym. Rev.*, 2008, **48**, 432–462; T. Janosik, N. Wahlström and J. Bergman, *Tetrahedron*, 2008, **64**, 9159–9180; J. Bergman, T. Janosik and N. Wahlström, *Adv. Heterocycl. Chem.*, **80**, 1–71.
- 11 B. Robinson, *J. Chem. Soc.*, 1963, 3097–3099; L. N. Yudina and J. Bergman, *Tetrahedron*, 2003, **59**, 1265–1275.
- 12 R. Gu, A. Hameurlaine and W. Dehaen, *Synlett*, 2006, **10**, 1535–1538; R. Gu, K. Van Hecke, L. Van Meervelt, S. Toppet and W. Dehaen, *Org. Biomol. Chem.*, 2006, **4**, 3785–3789; R. Gu, A. Hameurlaine and W. Dehaen, *J. Org. Chem.*, 2007, **72**, 2707–2713.
- 13 R. Gu, K. Robeyns, L. Van Meervelt, S. Toppet and W. Dehaen, *Org. Biomol. Chem.*, 2008, **6**, 2484–2487; R. Gu, S. Van Snick, K. Robeyns, L. Van Meervelt and W. Dehaen, *Org. Biomol. Chem.*, 2009, **7**, 380–385; M. Kirkus, J. V. Grazulevicius, S. Grigalevicius, R. Gu, W. Dehaen and V. Jankauskas, *Eur. Polym. J.*, 2009, **45**, 410–417; W. Maes, T. H. Ngo, R. Gu, A. S. Starukkin, M. M. Kruk and W. Dehaen, *Eur. J. Org. Chem.*, 2010, 2576–2586.
- 14 F. Yamado, M. Tamura, A. Hasegawa and M. Somei, *Chem. Pharm. Bull.*, 2002, **50**, 92–99.
- 15 O. R. Suárez-Castillo, L. Beiza-Granados, M. Meléndez-Rodríguez, A. Alvarez-Hernández, M. S. Morales-Rios and P. Joseph-Nathan, *J. Nat. Prod.*, 2006, **69**, 1596–1600.
- 16 N. Miyaoura and A. Suzuki, *Chem. Rev.*, 1995, **95**, 2457–2483; S. P. Stanforth, *Tetrahedron*, 1998, **54**, 263–303; H. Doucet, *Eur. J. Org. Chem.*, 2008, 2013–2030.
- 17 E. J. Corey and P. L. Fuchs, *Tetrahedron Lett.*, 1972, **13**, 3769–3772.