

Synthesis of (Fluoroalkyl)amines by Deoxyfluorination of Amino Alcohols

Takashi Nomoto, Tsuyoshi Fukuhara, Shoji Hara*

Graduate School of Engineering, Hokkaido University, Sapporo, 060-8628 Japan

Fax +81(11)7066556; E-mail: shara@eng.hokudai.ac.jp

Received 31 March 2006

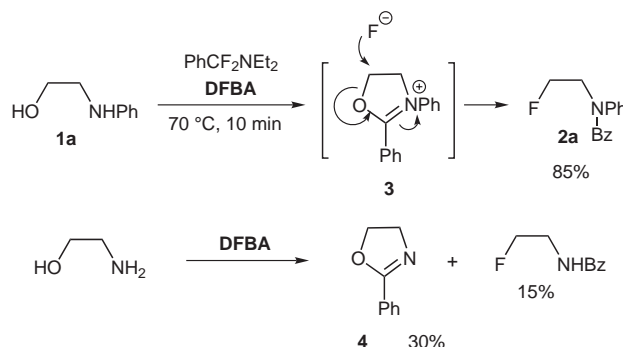
Abstract: Deoxyfluorination of amino alcohols was achieved using *N,N*-diethyl- α,α -difluorobenzylamine (DFBA) to furnish *N*-benzoyl(fluoroalkyl)amines selectively.

Key words: amino alcohols, fluorination, deoxygenation, substitution, *N,N*-diethyl- α,α -difluorobenzylamine

Introduction of fluorine atoms into biologically active amines¹ and amino acids² is of great interest to medicinal chemists because the fluorine atom reduces the basicity of the amino group and modifies their metabolism and pharmacological properties. Furthermore, due to the development of ¹⁸F-labelled compounds for positron emission tomography (PET),³ the importance of the (fluoroalkyl)amine synthesis has increased remarkably.

Fluoroamines can be prepared from amino alcohols via cyclic sulfamides;⁴ however, it includes multi-step procedures and requires a long reaction time. Due to the short half-life of ¹⁸F,⁵ it is desirable to synthesize them as rapidly as possible, and a more direct method is required. Though the deoxyfluorination reaction of amino alcohols is the most suitable method for their synthesis, the application of deoxyfluorination reagents, such as diethylaminosulfur trifluoride (DAST)^{4e,6} or bis(2-methoxyethyl)aminosulfur trifluoride (Deoxofluor),⁷ often results in undesired side reactions. Recently, we reported the deoxyfluorination reactions of alcohols,⁸ diols,⁹ aldehydes,¹⁰ and epoxides¹¹ using *N,N*-diethyl- α,α -difluoro-(*m*-methylbenzyl)amine (DFMBA). We wish to report here that amino alcohols can be directly converted to *N*-benzoyl(fluoroalkyl)amines by *N,N*-diethyl- α,α -difluorobenzylamine (DFBA).¹²

When 2-(phenylamino)ethanol (**1a**) was allowed to react with 2.4 equivalents of DFBA without solvent at 70 °C using conventional oil bath heating or microwave irradiation, the reaction was complete in 10 minutes and *N*-(2-fluoroethyl)-*N*-phenylbenzamide (**2a**) was obtained in 85% yield.¹⁴ A hydroxyl group in **1a** was converted to a fluoride while an amino group was acylated by DFBA. The reaction must proceed through an oxazolinium intermediate **3** as in the case of diols.⁹ It was supported by the formation of oxazoline derivative **4** in the reaction of 2-aminoethanol with DFBA (Scheme 1).



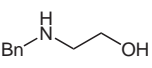
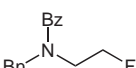
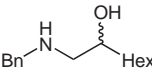
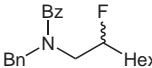
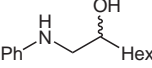
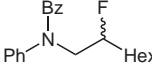
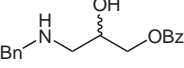
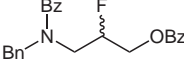
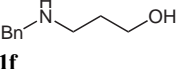
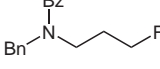
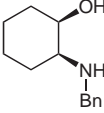
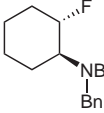
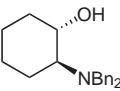
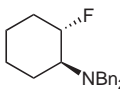
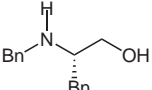
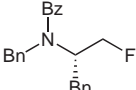
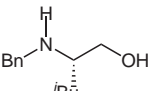
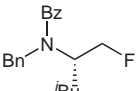
Scheme 1

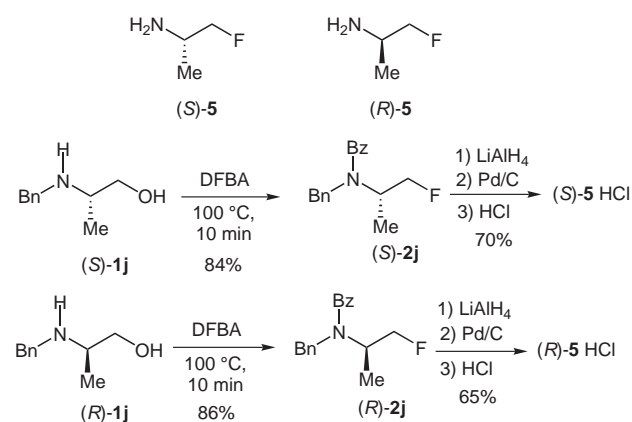
2-(Benzylamino)ethanol (**1b**) was less reactive than **1a** and the corresponding (fluoroalkyl)amide (**2b**) was obtained in 70% yield by reaction with DFBA at 100 °C for ten minutes (Table 1). The fluorination of the *sec*-hydroxy group of amino alcohols **1c–e** by DFBA also proceeded to give the corresponding (fluoroalkyl)amides **2c–e** in good yields. Fluorination of a γ -amino alcohol is also possible and 3-(benzylamino)-1-propanol (**1f**) could be converted to the corresponding (γ -fluoroalkyl)amide **2f** in 71% yield. In the reaction with *cis*-2-(benzylamino)cyclohexanol (**1g**), *N*-benzyl-*N*-(*trans*-2-fluorocyclohexyl)benzamide (**2g**) was obtained in moderated yield and the formation of an olefinic by-product was observed. On the other hand, only a complex mixture was formed in the reaction of *trans*-2-(benzylamino)cyclohexanol with DFBA. When *trans*-2-(dibenzylamino)cyclohexanol (**1h**) was used, the fluorination took place with retention of stereochemistry and *N,N*-dibenzyl(*trans*-2-fluorocyclohexyl)amine (**2h**) was obtained in high yield. In the case of *N,N*-disubstituted amino alcohols, the reaction must proceed through an aziridinium intermediate instead of the oxazolinium **3**.¹⁵

Various optically active amino alcohols are easily accessible and can be converted into the corresponding optically active (fluoroalkyl)amides by DFBA. Thus, (*S*)-*N*-benzyl-*N*-(1-fluoromethyl-2-phenylethyl)benzamide (**2k**) and (*S*)-*N*-benzyl-*N*-(1-fluoromethyl-3-methylbutyl)benzamide (**2l**) could be prepared optically active from the corresponding optically active amino alcohols **1k** and **1l** in 78% and 86% yields, respectively.

Enantiomerically pure (*S*)- and (*R*)-2-fluoro-1-methyl-ethylamines (**5**) were required for the synthesis of β -adrenoceptor ligands, and were prepared from the corresponding 2-(benzylamino)-1-propanol (**1j**) in a multi-step

Table 1 Fluorination of Amino Alcohols Using DFBA^a

Amino alcohol	Reaction conditions	Product	Yield (%) ^b
 1b	100 °C, 10 min ^c	 2b	70
 1c	100 °C, 10 min	 2c	76
 1d	100 °C, 10 min	 2d	96
 1e	100 °C, 10 min	 2e	76
 1f	100 °C, 10 min	 2f	71
 1g	100 °C, 10 min	 2g	55
 1h	100 °C, 10 min	 2h	94
 1k	100 °C, 10 min	 2k	78
 1l	100 °C, 10 min	 2l	86

^a Unless otherwise stated, the reaction was carried out with DFBA (2.4 equiv) and **1** (1 equiv) without solvent.^b Isolated yield based on **1**.^c Dioxane was used as the solvent.**Scheme 2**

synthesis via cyclic sulfamidates in 21% and 26% overall yields, respectively.^{4c} When (*S*)- or (*R*)-**1j** was treated with 2.4 equivalents of DFBA at 100 °C, the reaction was complete in 10 minutes and the corresponding (*S*)- or (*R*)-*N*-benzyl-*N*-(2-fluoro-1-methylethyl)benzamide (**2j**) was obtained in 84% and 86% yields, respectively. After removal of the protecting groups, the desired (*S*)- or (*R*)-(2-fluoro-1-methylethyl)amine (**5**) was obtained enantiomerically pure in 59% and 56% overall yields, respectively (Scheme 2).

References and Notes

- (1) (a) Coutts, R. T.; Benderly, A.; Mak, A. L. C. *J. Fluorine Chem.* **1980**, *16*, 277. (b) Kozikowski, A. P.; Wu, J.-P. *Tetrahedron Lett.* **1990**, *31*, 4309. (c) Schumacher, D. P.; Clark, J. E.; Murphy, B. L.; Fischer, P. A. *J. Org. Chem.* **1990**, *55*, 5291. (d) Dolensky, B.; Kirk, K. L. *J. Org. Chem.* **2001**, *66*, 4687. (e) Grunewald, G. L.; Romero, F. A.; Criscione, K. R. *J. Med. Chem.* **2005**, *48*, 1806.
- (2) (a) *Fluorine-Containing Amino Acids*; Kukhar, V. P.; Soloshonok, V. A., Eds.; Wiley: Chichester, **1995**. (b) Qiu, X.-L.; Meng, W.-D.; Qing, F.-L. *Tetrahedron* **2004**, *60*, 6711; and references cited therein.
- (3) (a) Chi, D. Y.; Kilbourn, M. R.; Katzenellenbogen, J. A.; Welch, M. J. *J. Org. Chem.* **1987**, *52*, 658. (b) Lyle, T. A.; Magill, C. A.; Pitzengerger, S. M. *J. Am. Chem. Soc.* **1987**, *109*, 7890. (c) Posakony, J. J.; Tewson, T. J. *Synthesis* **2002**, 766. (d) Bolton, R. J. *Labelled Compd. Radiopharm.* **2002**, *45*, 485. (e) Couturier, O.; Luxen, A.; Chatal, J.-F.; Vuillez, J.-P.; Rigo, P.; Hustinx, R. *Eur. J. Nucl. Med. Mol. Imaging* **2004**, *31*, 1182.
- (4) (a) White, G. J.; Garst, M. E. *J. Org. Chem.* **1991**, *56*, 3177. (b) Van Dort, M. E.; Jung, Y.-W.; Sherman, P. S.; Kilbourn, M. R.; Wieland, D. M. *J. Med. Chem.* **1995**, *38*, 810. (c) Ok, D.; Fisher, M. H.; Wyratt, M. J.; Meinke, P. T. *Tetrahedron Lett.* **1999**, *40*, 3831. (d) Posakony, J. J.; Grierson, J. R.; Tewson, T. J. *J. Org. Chem.* **2002**, *67*, 5164. (e) Posakony, J. J.; Tewson, T. J. *Synthesis* **2002**, 766. (f) McConathy, J.; Martarello, L.; Malveaux, E. J.; Camp, V. M.; Simpson, N. E.; Simpson, C. P.; Bowers, G. D.; Olson, J. J.; Goodman, M. M. *J. Med. Chem.* **2002**, *45*, 2240.
- (5) The half-life of ^{18}F is about 110 min.
- (6) (a) Silverman, R. B.; Levy, M. A. *J. Org. Chem.* **1980**, *45*, 815. (b) Remuzon, P.; Bouzard, D.; Di Cesare, P.; Essiz, M.; Jacquet, J. P.; Kiechel, J. R.; Ledoussal, B.; Kessler, R. E.; Fung-Tomc, J. *J. Med. Chem.* **1991**, *34*, 29. (c) Jonghe, S. D.; Overmeire, I. V.; Calenbergh, S. V.; Hendrix, C.; Busson, R.; Keukeleire, D. D.; Herdewijn, P. *Eur. J. Org. Chem.* **2000**, 3177.
- (7) Ye, C.; Shreeve, J. M. *J. Fluorine Chem.* **2004**, *125*, 1869.
- (8) (a) Kobayashi, S.; Yoneda, A.; Fukuhara, T.; Hara, S. *Tetrahedron Lett.* **2004**, *45*, 1287. (b) Kobayashi, S.; Yoneda, A.; Fukuhara, T.; Hara, S. *Tetrahedron* **2004**, *60*, 6923.
- (9) Yoneda, A.; Fukuhara, T.; Hara, S. *Chem. Commun.* **2005**, 3589.
- (10) Furuya, T.; Fukuhara, T.; Hara, S. *J. Fluorine Chem.* **2005**, *126*, 721.
- (11) Yu, H.-W.; Nakano, Y.; Fukuhara, T.; Hara, S. *J. Fluorine Chem.* **2005**, *126*, 962.
- (12) Due to the enolizable character of the amide function,¹³ the NMR spectra of the *N*-acylated products **2** were sometimes complicated and reduction of the amide function to the amine was necessary for analysis. When DFBA was used for the reaction with *N*-benzylamino alcohols, *N,N*-dibenzylamine derivatives were formed after the reduction, and their NMR spectra are simpler than that of the product from DFMBA. Therefore, DFBA was used instead of DFMBA. DFBA showed reactivity comparable with DFMBA and can be prepared from *N,N*-diethylbenzamide as DFMBA.¹⁰
- (13) Stewart, W. E.; Siddall, T. H. III. *Chem. Rev.* **1970**, *70*, 517.
- (14) To a reactor with a TeflonTM PFA tube with a diameter of 10 mm sealed at one end, **1a** (137 mg, 1 mmol) and DFBA (478 mg, 2.4 mmol) were introduced. The open end of the reactor was connected to a reflux condenser. Then, the reactor part was submitted to microwave-irradiation (IDX microwave oven for organic synthesis IMCR-25003) for 10 min and during the irradiation the temperature was kept at 70 °C. After cooling, the reaction mixture was poured into an aq solution of NaHCO₃. The product was extracted with Et₂O (3 ×) and the combined ethereal layers were dried over MgSO₄. Purification by column chromatography (silica gel, hexane–Et₂O) gave **2a** (207 mg, 0.85 mmol) in 85% yield. **N**-(2-Fluoroethyl)-*N*-phenylbenzamide (**2a**): IR (neat): 1649, 1494, 1377 cm⁻¹. ¹H NMR: δ = 7.32–7.09 (m, 10 H), 4.76 (dt, *J* = 47.6, 4.9 Hz, 2 H), 4.20 (dt, *J* = 25.6, 4.9 Hz, 2 H). ¹³C NMR: δ = 170.94, 144.08, 135.80, 129.94, 129.31 (2 C), 128.90 (2 C), 127.89 (2 C), 127.83 (2 C), 126.91, 81.52 (d, *J* = 168.7 Hz), 51.57 (d, *J* = 20.7 Hz). ¹⁹F NMR: δ = –222.60 to –222.98 (m, 1 F). HRMS (EI): *m/z* calcd for C₁₅H₁₄NOF: 243.1059; found: 243.1057.
(S)-1-Fluoro-2-aminopropane Hydrochloride (**S**)-**(5)·HCl**: White solid; mp 123–124 °C (lit.^{4e} 127–127.5 °C); [α]_D²¹ +12.4 (c 1.01, MeOH) {lit.^{4e} [α]_D²³ +12.7 (c 1.01, MeOH)}. (*R*)-MTPA amide of (**S**)-**5**: ¹⁹F NMR: δ = –69.54 (s, 3 F), –232.36 (dt, *J* = 26.2, 47.0 Hz, 1 F).
(R)-1-Fluoro-2-aminopropane Hydrochloride (**R**)-**(5)·HCl**: White solid; mp 123–124.5 °C (lit.^{4e} 127–128 °C); [α]_D²² –13.7 (c 1.00, MeOH) {lit.^{4e} [α]_D²³ –14.9 (c 1.10, MeOH)}. (*R*)-MTPA amide of (**R**)-**5**: ¹⁹F NMR: δ = –69.47 (s, 3 F), –232.73 (dt, *J* = 26.2, 47.0 Hz, 1 F).
- (15) Charvillan, F. B.; Amouroux, R. *Tetrahedron Lett.* **1996**, *37*, 5103.