

# Synthesis of (Chloromethyl)silanes by the Low-Temperature Reaction of Chlorosilanes and in Situ Generated (Chloromethyl)Lithium in Tetrahydrofuran

Toshiaki Kobayashi and Keith H. Pannell\*

Department of Chemistry, The University of Texas at El Paso, El Paso, Texas 79968-0513

Received December 10, 1990

The reaction between chlorosilanes and (chloromethyl)lithium, generated in situ from bromochloromethane and *n*-butyllithium, was used to synthesize (chloromethyl)silanes. The method is applicable to a wide variety of chlorosilanes and is particularly useful for silanes that contain such reactive bonds as Si-Si, Si-H, Si-vinyl, and Si-allyl. The corresponding (chloromethyl)silanes are generally prepared in high yield. The method may be extended successfully to bromomethylation and iodomethylation of chlorosilanes, and also to the chloromethylation of the other group 14 element (Ge, Sn, and Pb) halides.

## Introduction

$\alpha$ -(Halomethyl)silanes are versatile starting materials for the synthesis of organosilicon compounds.<sup>1</sup> They are particularly useful in the synthesis of transition-metal derivatives,  $L_nMCH_2SiR_3$ ,<sup>2</sup> formation of silylmethyl Grignard, lithium, and main-group derivatives,<sup>1b</sup> and formation of the  $\alpha$ -carbanion  $LiCHClSiR_3$  by metalation of  $\alpha$ -hydrogen.<sup>3</sup> These reagents are widely applied to organic syntheses as a synthon of the  $C_1$  unit.<sup>4</sup> (Halomethyl)silanes also are useful for functionalizing siloxanes and their related polymers.<sup>5</sup>

Despite the widespread application of these compounds, there are only a few standard methods for their synthesis, usually, but not only, involving some form of direct halogenation.<sup>6,7</sup> These methods are not applicable to the formation of (halomethyl)silanes that contain other functionalities such as Si-H, Si-Si, Si-vinyl, or Si-allyl bonds. Given the recent surge in interest in the chemistry of oligo- and polysilanes, the synthesis of  $\alpha$ -functional silanes containing Si-Si bonds was of interest. We wish to report on the scope of a new route for the formation of  $\alpha$ -(chloromethyl)silanes containing the Si-Si, Si-H, Si-Cl, Si-vinyl, and Si-allyl functionalities. A preliminary account of this work has appeared.<sup>8</sup>

The synthetic procedure involves the alkylation of chlorosilanes by in situ generated (chloromethyl)lithium (Scheme I) and is a modification of a procedure used by Kauffmann for the formation of  $Ph_3ECH_2I$ ,  $E = Si, Ge, Pb$ .<sup>9a</sup> It is also related to a recently published procedure

Scheme I

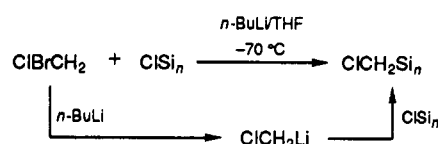


Table I. Possible Synthetic Methods

substrate	reagent(s)	comments <sup>a</sup>	ref
CH <sub>3</sub> -Si	Cl <sub>2</sub> /h $\nu$	A, B	6
CH <sub>3</sub> -Si	Cl <sub>2</sub> SO <sub>2</sub> /BPO	A, B	7
H-Si	PhHgCHBrCl	C, D, F	10
H-Si	PhHgCX <sub>2</sub> Cl/Bu <sub>3</sub> SnH	C, E	11
H-Si	ClC(R)	G	9d
Li-Si	CH <sub>2</sub> Cl <sub>2</sub>	D, F	12
Cl-Si	CH <sub>2</sub> N <sub>2</sub>	C, D	13
Cl-Si	ClBrCH <sub>2</sub> /Li	A, D	14
Cl-Si	I <sub>2</sub> CH <sub>2</sub> /PhLi	G	9a
Cl-Si	I <sub>2</sub> CH <sub>2</sub> /Zn	H	15
ClCH <sub>2</sub> SiMe <sub>2</sub> Cl	R <sub>3</sub> SiLi	A	16
ClCH <sub>2</sub> SiMe <sub>2</sub> Cl	RLi	F	17
MeO-CH <sub>2</sub> SiMe <sub>2</sub> SiMe <sub>3</sub>	BCl <sub>3</sub>	I	18

<sup>a</sup> A = Poor selectivity, multiple products. B = Cleavage of Si-Si, Si-H bonds. C = Disposal and use of hazardous reagents. D = Poor yields. E = Multiple steps. F = Not widely applicable. G = Potentially useful. H = Inappropriate for silicon compounds. I = No target compounds produced.

in which Me<sub>3</sub>SiCl and PhCH<sub>2</sub>Cl were added at -100 °C to a solution of LDA to form Me<sub>3</sub>SiCHClPh<sup>9b</sup> and the insertion of halocarbene into the Si-C bond of 1-silylclobutane.<sup>9d</sup>

## Results and Discussion

The methods currently known for the formation of  $\alpha$ -(halomethyl)silanes are listed in Table I. However, there is a need for a more general procedure since the methods listed in Table I suffer from numerous practical problems including low selectivity, low yield, lack of functional group tolerance, use of hazardous reagents, and lack of general applicability. In general the direct chlorination of CH<sub>3</sub>-Si groups is used most frequently. This is, in part, because no reasonable alternative synthetic procedures are avail-

(1) For reviews of (halomethyl)silicon compounds: (a) *Carbon-Functional Organosilicon Compounds*; Chvalovsky, V., Bellama, J. M., Eds.; Plenum: New York, 1984. (b) Armitage, D. A. In *Comprehensive Organometallic Chemistry*; Wilkinson, G., Stone, F. G. A., Abel, E. W., Eds.; Pergamon Press: Oxford, U.K., 1982; Vol. 2, pp 76-7.

(2) Cundy, C. S.; Kingston, B. M.; Lappert, M. F. *Adv. Organomet. Chem.* **1973**, *11*, 253.

(3) Burford, C.; Cooke, F.; Roy, G.; Magnus, P. *Tetrahedron* **1983**, *39*, 867.

(4) Anderson, R. *Synthesis* **1985**, 717.

(5) Kendrick, T. C.; Parbhoo, B.; White, J. M. In *The Chemistry of Organic Silicon Compounds*; The Chemistry of Functional Groups; Patai, S., Rappoport, Z., Eds.; J. Wiley Interscience: New York, 1989; Part 2, Chapter 21.

(6) Roberts, J. D.; Dev, S. *J. Am. Chem. Soc.* **1951**, *73*, 1879.

(7) (a) Kumada, M.; Nakajima, J.; Ishikawa, M.; Yamamoto, Y. *J. Org. Chem.* **1958**, *23*, 292. (b) Kumada, M.; Ishikawa, M.; Tamao, K. *J. Organomet. Chem.* **1966**, *5*, 226.

(8) Kobayashi, T.; Pannell, K. H. *Organometallics* **1990**, *9*, 2201.

(9) (a) Kauffmann, T.; Ilchmann, G.; Konig, R.; Wensing, M. *Chem. Ber.* **1985**, *118*, 391. (b) Andringa, H.; Heus-Kloos, Y. A.; Brandsma, L. *J. Organomet. Chem.* **1987**, *336*, C41. (c) Matsumoto, K.; Oshima, K.; Utimoto, K. *Tetrahedron Lett.* **1990**, *31*, 6055. (d) Cartledge, F. K.; Cho, S.; Nunez, R.; Unwalla, R. J. IXth International Symposium on Organosilicon Chemistry, Edinburgh, Scotland, July 1990; Poster 2.24.

(10) Seyferth, D.; Andrews, S. B.; Simmons, H. D. *J. Organomet. Chem.* **1969**, *17*, 9.

(11) Seyferth, D.; Hopper, S. P. *J. Organomet. Chem.* **1970**, *23*, 99.

(12) Gilman, H.; Aoki, D. *J. Organomet. Chem.* **1964**, *1*, 449.

(13) (a) Yakubovitch, A. Ya.; Motsarev, G. V.; Ginsberg, V. A.; Gavrilov, G. I.; Merkulova, E. N. *Dokl. Akad. Nauk SSSR* **1950**, *72*, 69. (b) Seyferth, D.; Rochow, E. G. *J. Am. Chem. Soc.* **1955**, *77*, 907.

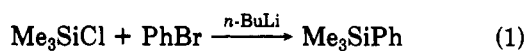
able. Direct chlorination is essentially inapplicable if the methylsilanes contain Si-H or Si-Si bonds since the halogen will also rupture such linkages. Also, the presence of unsaturated substituents, e.g., vinyl, allyl, etc., precludes the effective use of direct halogenation.

A most attractive route for producing substituted silanes is the direct displacement of chloride from chlorosilanes. This is generally the preferred route for the formation of many alkyl-, aryl-, and transition-metal-substituted silanes and has been exhaustively studied both kinetically and stereochemically. The direct replacement of  $[\text{Cl}]^-$  by  $[\text{CH}_2\text{Cl}]^-$  thus seems appropriate, especially since chlorosilanes are available with a wide range of other functional groups bound to silicon.

Kumada and co-workers briefly noted the use of the reagent  $\text{ClBrCH}_2/\text{Li}$  as a route to form (1-chloromethyl)heptamethyltrisilane from (1-chloro)heptamethyltrisilane.<sup>14</sup> We reinvestigated this procedure and found it a poor route to the desired compounds, probably due to the inability to control, let alone prevent, side reactions. In this regard, Augé recently reported that the same type of reagent, i.e.  $\text{CH}_2\text{X}_2/\text{Li}$ ,  $\text{X} = \text{Cl}, \text{Br}$ , upon reaction with  $\text{Me}_3\text{SiCl}$  led to very high yields of the di-substituted product, i.e.  $(\text{Me}_3\text{Si})_2\text{CH}_2$ .<sup>19</sup> It seems that the metallic Li will further react with the initially formed  $\text{ClCH}_2\text{Si}$  group.

We chose to use the reagent  $\text{ClCH}_2\text{Li}$  as a suitable vehicle for introduction of the  $\text{CH}_2\text{Cl}$  functionality onto silicon. This reagent is known to be very unstable even at low temperature but has been generated and used successfully in situ.<sup>20</sup> It may be generated by one of two methods: (A) from  $\text{ClXCH}_2$  ( $\text{X} = \text{Br}, \text{I}$ ) and lithium metal; (B) from  $\text{ClXCH}_2$  ( $\text{X} = \text{Br}, \text{I}$ ) and  $\text{RLi}$  ( $\text{R} = n\text{-Bu}, s\text{-Bu}, \text{Me}, \text{Ph}$ ). The latter route is more frequently used, and the in situ generation and use has been applied successfully to methylenation and chloromethylation of organic carbonyl and organic boron compounds.<sup>20,21</sup> In both cases the reaction procedure is essentially the same: to a cooled THF solution of substrate and  $\text{ClXCH}_2$  is added  $\text{RLi}$  dropwise at low temperature. The organolithium reagent first reacts with  $\text{ClXCH}_2$  to give  $\text{ClCH}_2\text{Li}$ , which then reacts with the substrate.

We therefore expected a similar behavior in the three-component system  $\text{RLi}$ ,  $\text{BrClCH}_2$ , and  $\text{R}_3\text{SiCl}$ , especially since there are several reports that  $\text{RLi}$  does not always react with chlorosilanes in the presence of other more reactive reagents. The syntheses of arylsilanes, eq 1, acylsilanes, eq 2, and fluoroallylsilanes, eq 3, represent good examples of such behavior.<sup>22,23,41</sup>



$\text{R} = n\text{-Bu}, i\text{-Bu}, t\text{-Bu}, \text{etc.}$

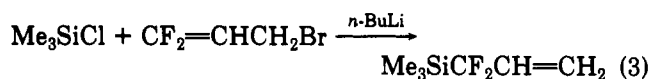
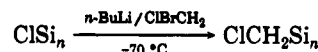


Table II. Investigation of Reaction Conditions



dihaloalkane	alkyllithium	solvent	temp, °C	yield
$\text{ClBrCH}_2$	$n\text{-BuLi}$	THF	-60 to -70	80
$\text{ClBrCH}_2$	$s\text{-BuLi}$	THF	-60 to -70	76
$\text{ClBrCH}_2$	$n\text{-BuLi}$	$\text{Et}_2\text{O}$	-60 to -70	trace
$\text{ClBrCH}_2$	$n\text{-BuLi}$	THF	-5 to -10	trace
$\text{Br}_2\text{CH}_2$	$n\text{-BuLi}$	THF	-60 to -70	63
$\text{Br}_2\text{CHMe}$	$n\text{-BuLi}$	THF	-60 to -70	64
$\text{I}_2\text{CH}_2$	$n\text{-BuLi}$	THF	-60 to -70	32

Table III. Synthesis of (Chloromethyl)oligosilanes



substrate	product	yield
$\text{ClSiMe}_2\text{SiMe}_2\text{SiMe}_3$	$\text{ClCH}_2\text{SiMe}_2\text{SiMe}_2\text{SiMe}_3$	77
$\text{ClSiMe}(\text{SiMe}_3)_2$	$\text{ClCH}_2\text{SiMe}(\text{SiMe}_3)_2$	84
$\text{ClSiMe}_2\text{SiMe}_2\text{SiMe}_2\text{SiMe}_3$	$\text{ClCH}_2\text{SiMe}_2\text{SiMe}_2\text{SiMe}_2\text{SiMe}_3$	88
$\text{ClSiMe}_2\text{SiMe}_2\text{Ph}$	$\text{ClCH}_2\text{SiMe}_2\text{SiMe}_2\text{Ph}$	63
$\text{ClSiPhMeSiMe}_3$	$\text{ClCH}_2\text{SiPhMeSiMe}_3$	79
$\text{ClSiPhMeSiMe}_2\text{Ph}_2$	$\text{ClCH}_2\text{SiPhMeSiMe}_2\text{Ph}_2$	68
$\text{ClSiPhMeSiMe}_2\text{SiMe}_3$	$\text{ClCH}_2\text{SiPhMeSiMe}_2\text{SiMe}_3$	69

For our initial study we chose to investigate the use of the in situ process with 1-chloropentamethyldisilane to optimize conditions. A summary of these results is presented in Table II. Isolated yields after distillation are reported. We did not examine the use of  $\text{IClCH}_2$  as a precursor for  $\text{ClCH}_2\text{Li}$  due to the success obtained by using the less expensive  $\text{BrClCH}_2$ . Similarly, since  $n\text{-BuLi}$  in hexane and  $s\text{-BuLi}$  in cyclohexane are readily available commercially and were effective for our purpose, no other organolithium reagents were investigated. THF is critical as the solvent since diethyl ether did not promote the reaction. The reaction temperature also is a key factor; reaction at 5–10 °C did not produce significant amounts of the desired product. Finally, although Villieras et al. have reported on the efficacy of added  $\text{LiBr}$  in stabilizing  $\text{ClCH}_2\text{Li}$ ,<sup>24</sup> in our hands such addition did not improve the reaction yields. The standard conditions we used, as described in the Experimental Section, involved a temperature between -60 and -70 °C, use of  $n\text{-BuLi}$ , and the substrate in THF.

(22) Bey, A. E.; Weyenberg, D. R. *J. Org. Chem.* **1966**, *31*, 2036.

(23) Seyferth, D.; Weinstein, R. M. *J. Am. Chem. Soc.* **1982**, *104*, 5534.

(24) Tarhouni, R.; Kirschleger, B.; Rambaud, M.; Villieras, J. *Tetrahedron Lett.* **1984**, *25*, 835.

(25) Weidenbruch, M.; Pierrard, C. *Angew. Chem., Int. Ed. Engl.* **1973**, *12*, 500.

(26) Kumada, M.; Ishikawa, M. *J. Organomet. Chem.* **1964**, *1*, 411.

(27) Sakurai, H.; Mochida, K. *J. Organomet. Chem.* **1978**, *154*, 353.

(28) Saigo, K.; Takeishi, K.; Adachi, H. *J. Polym. Sci., Part A: Polym. Chem.* **1988**, *26*, 2085.

(29) Gornowicz, G. A.; Ryan, J. W.; Speier, J. L. *J. Org. Chem.* **1968**, *33*, 2918.

(30) Sakurai, H.; Tominaga, K.; Watanabe, T.; Kumada, M. *Tetrahedron Lett.* **1966**, 5493.

(31) Hassler, K.; Bauer, G. *Spectrochim. Acta* **1978**, *43A*, 1325.

(32) Gilman, H.; Smith, C. L. *J. Organomet. Chem.* **1967**, *8*, 245.

(33) Ishikawa, M.; Iyoda, J.; Ikeda, H.; Kotake, K.; Hashimoto, T.; Kumada, M. *J. Am. Chem. Soc.* **1981**, *103*, 4845.

(34) Kumada, M.; Ishikawa, M.; Maeda, S. *J. Organomet. Chem.* **1964**, *2*, 478.

(35) Ishikawa, M.; Fuchikami, T.; Kumada, M. *J. Organomet. Chem.* **1978**, *162*, 223.

(36) Kraus, C. A.; Foster, L. S. *J. Am. Chem. Soc.* **1927**, *49*, 457.

(37) Gilman, H.; Inoue, S. *J. Org. Chem.* **1964**, *29*, 3418.

(38) Vancic, H.; Raabe, G.; Michalczyk, M. J.; West, R.; Michl, J. *J. Am. Chem. Soc.* **1985**, *107*, 4097.

(39) Fritz, G.; Grunert, B. *Z. Anorg. Allg. Chem.* **1981**, *473*, 59.

(40) (a) Ishikawa, M.; Kumada, M. *Synth. Inorg. Met.-Org. Chem.* **1971**, *1*, 229. (b) *Ibid.* **1971**, *1*, 191.

(41) Seyferth, D.; Simon, R. M.; Sepelak, D. J.; Klein, H. A. *J. Am. Chem. Soc.* **1983**, *105*, 4634.

(14) Sakurai, H.; Yamamori, H.; Kumada, M. *J. Org. Chem.* **1968**, *33*, 1527.

(15) Seyferth, D.; Andrews, S. B. *J. Organomet. Chem.* **1971**, *30*, 151.

(16) Inoue, S.; Sato, Y. *Organometallics* **1989**, *8*, 1237.

(17) Tamao, K.; Kumada, M. *J. Organomet. Chem.* **1971**, *30*, 349.

(18) Tamao, K.; Kumada, M. *J. Organomet. Chem.* **1971**, *30*, 329.

(19) Augé, J. *Synth. Commun.* **1988**, *18*, 85.

(20) (a) Brown, H. C.; Singh, S. M.; Rangaishenvi, M. V. *J. Org. Chem.* **1986**, *51*, 3150. (b) Sadhu, K. M.; Matteson, D. S. *Organometallics* **1985**, *4*, 1687.

(21) Sadhu, K. M.; Matteson, D. S. *Tetrahedron Lett.* **1986**, *27*, 795.

Table IV. Syntheses of (Chloromethyl)cyclooligosilanes

$$\text{Cl(Me)Si(SiMe}_2)_n \xrightarrow[-70^\circ\text{C}]{n\text{-BuLi/BrClCH}_2} \text{ClCH}_2(\text{Me)Si(SiMe}_2)_n$$

substrate	product	yield
$\text{Cl(Me)Si(SiMe}_2)_4$	$\text{ClCH}_2(\text{Me)Si(SiMe}_2)_4$	81
$\text{Cl(Me)Si(SiMe}_2)_5$	$\text{ClCH}_2(\text{Me)Si(SiMe}_2)_5$	84

Table V. Syntheses of Functionalized (Chloromethyl)silanes

substrate	ratio of $\text{ClCH}_2\text{Li/}$ substrate	product	yield
$\text{Cl}_2\text{SiMe}_2$	2	$(\text{ClCH}_2)_2\text{SiMe}_2$	75
$\text{ClSiMe}_2\text{Si-Me}_2\text{Cl}$	2	$\text{ClCH}_2\text{SiMe}_2\text{SiMe}_2\text{CH}_2\text{Cl}$	76
$\text{ClSiMe}_2\text{Si-Me}_2\text{Cl}$	1	$\text{ClCH}_2\text{SiMe}_2\text{SiMe}_2\text{Cl}$	35
$\text{ClSiMe}_2\text{Si-Me}_2\text{SiMe}_2\text{Cl}$	2	$\text{ClCH}_2\text{SiMe}_2\text{SiMe}_2\text{SiMe}_2\text{CH}_2\text{Cl}$	87
$\text{Cl}_2\text{SiMePh}$	1	$\text{ClCH}_2\text{ClSiMePh}$	39
$\text{ClSiMePhH}$	1	$\text{ClCH}_2\text{SiMePhH}$	61
$\text{ClSiMe}_2\text{CH}_2\text{-CH=CH}_2$	1	$\text{ClCH}_2\text{SiMe}_2\text{CH}_2\text{CH=CH}_2$	71
$\text{ClSiMe}_2\text{CH=CH}_2$	1	$\text{ClCH}_2\text{SiMe}_2\text{CH=CH}_2$	71

As noted from Table II, we also used  $\text{Br}_2\text{CH}_2$ ,  $\text{Br}_2\text{CHMe}$ , and  $\text{I}_2\text{CH}_2$  as sources of (halomethyl)lithium reagents.  $\alpha$ -Methyl substitution on the dihalocarbon did not inhibit the coupling reaction. However, in the case of  $\text{I}_2\text{CH}_2$ , (iodomethyl)pentamethyldisilane was obtained in rather low yield.

The data in Table II convinced us that the use of in situ generated (halomethyl)lithium was an excellent new route to functional (halomethyl)silanes. The yields of  $\text{ClCH}_2(\text{R})\text{SiMe}_2\text{SiMe}_3$  were not only superior to those obtained by the "traditional" route,  $\text{Me}_3\text{SiSiMe}_3 + \text{SO}_2\text{Cl}_2$ , but the procedure also represented a potentially general synthesis. The application of the reaction to other organosilicon substrates is outlined below.

**Syntheses of (Chloromethyl)oligosilanes.** The applicability of this new method for the syntheses of (chloromethyl)oligosilanes from the corresponding chloro-oligosilanes is outlined in Table III. Primary and secondary chlorosilanes are excellent substrates. However, we have been unable to successfully use tertiary chlorosilanes, e.g.  $(\text{Me}_3\text{Si})_3\text{SiCl}$ . Both  $\alpha$ -phenyl- and  $\beta$ -phenyl-substituted chloro-oligosilanes are suitable substrates. Of the compounds in Table III, only  $\text{ClCH}_2(\text{SiMe}_2)_2\text{SiMe}_3$ <sup>14</sup> and  $\text{ClCH}_2\text{SiMe}_2\text{SiMe}_2\text{Ph}$ <sup>17</sup> have been reported, illustrating the potential of the technique.

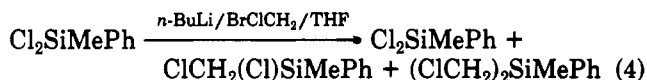
**Synthesis of (Chloromethyl)cyclooligosilanes.** There are no examples in the literature of (chloromethyl)cyclooligosilanes. The new technique was used with  $\text{Cl(Me)Si(SiMe}_2)_4$  and  $\text{Cl(Me)Si(SiMe}_2)_5$  as substrates, i.e. the five- and six-membered silicon rings. In both cases good yields of the new chloromethyl derivatives were obtained (Table IV). The success of these reactions opens up an opportunity to study  $\alpha$ -functional cyclooligosilanes for the first time.

**Syntheses of Functionalized (Chloromethyl)silanes.** Various functionally substituted (chloromethyl)silanes synthesized by the new procedure are listed in Table V. From this method, dichlorosilanes were converted to bis(chloromethyl)silanes in high yield. In contrast, conventional direct chlorination of  $(\text{CH}_3)_2\text{SiCl}_2$  gives complex reaction mixtures, which include (chloromethyl)chlorosilanes, bis(chloromethyl)silanes, (dichloromethyl)silanes, and polychlorinated higher boiling resi-

Table VI. Chloromethylation of  $\text{Ph}_3\text{EX}$  (E = Si, Ge, Sn, and Pb; X = Cl, Br)
$$\text{XEPH}_3 \xrightarrow[-70^\circ\text{C}]{n\text{-BuLi/ClBrCH}_2} \text{ClCH}_2\text{EPH}_3$$

substrate	product	yield
$\text{ClSiPh}_3$	$\text{ClCH}_2\text{SiPh}_3$	79
$\text{BrGePh}_3$	$\text{ClCH}_2\text{GePh}_3$	76
$\text{ClSnPh}_3$	$\text{ClCH}_2\text{SnPh}_3$	65
$\text{ClPbPh}_3$	$\text{ClCH}_2\text{PbPh}_3$	68

dues.<sup>6</sup> Our attempts to partially chloromethylate dichlorosilanes gave nearly statistical mixtures of dichlorosilane, chloro(chloromethyl)silane, and bis(chloromethyl)silane (1:2:1 determined by GLC peak area ratio), eq 4.



$\alpha,\omega$ -Dichloro-oligosilanes are also readily converted to their corresponding  $\alpha,\omega$ -bis(chloromethyl) analogues. Alternative routes produce the desired compounds in very low yield or result in a complex mixture of isomeric materials.<sup>18,25</sup>

The new reaction is tolerant toward the H-Si bond, another distinct advantage compared with direct radical chlorination of  $\text{CH}_3\text{-Si}$  groups, and also may be used with advantage to chloromethylate chlorosilanes with vinyl and allyl groups. These examples demonstrate the great versatility of the new synthetic procedure.

**Chloromethylation of Group 14 Element Halides.** The general procedure described above also can be applied to the synthesis of chloromethyl derivatives of the  $\text{Ph}_3\text{E}$  system, E = Si, Ge, Sn, Pb (Table VI). High yields again typify the reaction. Given the total inapplicability of radical chlorination for Sn and Pb compounds, the in situ use of  $\text{ClCH}_2\text{-Li}^+$  will be the method of choice for such transformations. It is such a system that Kauffmann et al. have previously published, i.e. formation of iodomethyl derivatives.<sup>9</sup>

## Conclusion

The coupling reaction between (chloromethyl)lithium, generated in situ, and chlorosilanes, is an excellent preparative method for (chloromethyl)silanes. Using this method, we have been able to synthesize not only the regular (chloromethyl)(methyl)(phenyl)silanes, but also silanes with reactive functionalities such as Si-Si, Si-H, Si-vinyl, and Si-allyl bonds. The reaction also may be used with effect to produce known bis(chloromethyl)silanes efficiently without the side products associated with other published procedures. The (chloromethyl)oligosilanes, both linear and cyclic, are a new class of  $\alpha$ -functional compounds.

## Experimental Section

NMR spectra were recorded on a Bruker NMR 200-MHz spectrometer in  $\text{CDCl}_3$  solvent unless stated otherwise, and IR spectra were recorded on a Perkin-Elmer 580B spectrometer. Elemental analyses were performed by Galbraith Laboratories, Knoxville, TN. All reactions were performed in a dry  $\text{N}_2$  or argon atmosphere with dry, oxygen-free solvents.

Starting silicon compounds,  $\text{Me}_3\text{SiSiMe}_3$ ,  $\text{Cl}_2\text{SiMe}_2$ ,  $\text{Cl}_2\text{SiMePh}$ ,  $\text{ClSiMe}_2\text{Ph}$ ,  $\text{ClSiMePh}_2$ ,  $\text{ClSiPh}_3$ ,  $\text{ClSiMePhH}$ ,  $\text{ClSiMe}_2\text{CH}_2\text{CH=CH}_2$ , and  $\text{ClSiMe}_2\text{CH=CH}_2$  were purchased from Hüls America (Petrarch), Bristol, PA,  $\text{GePh}_4$ ,  $\text{ClSnPh}_3$ , and  $\text{ClPbPh}_3$  were purchased from Alfa Products, Ward Hill, MA,  $\text{Br}_2\text{CHMe}$  was obtained from Pfaltz & Bauer, Inc., Waterbury, CT, and  $\text{ClBrCH}_2$ ,  $\text{Br}_2\text{CH}_2$ ,  $n\text{-BuLi}$ , and  $s\text{-BuLi}$  were obtained

Table VII. Spectroscopic and Analytical Data for  $\text{XCH}_2(\text{silanes})$  Synthesized

<p><b><math>\text{BrCH}_2\text{SiMe}_2\text{SiMe}_3</math></b>            bp: 84–85 °C/29 mmHg (lit.<sup>18</sup> 57 °C/9 mmHg)  <sup>1</sup>H: 0.06 (SiMe<sub>3</sub>), 0.10 (SiMe<sub>2</sub>), 2.50 ppm (CH<sub>2</sub>)  <sup>13</sup>C: -3.90 (SiMe<sub>2</sub>), -1.52 (SiMe<sub>3</sub>), 18.15 ppm (CH<sub>2</sub>)  <sup>29</sup>Si: -19.35 (SiMe<sub>3</sub>), -14.58 ppm (SiMe<sub>2</sub>)</p>	<p><b><math>\text{ClCH}_2\text{SiMePhCl}</math></b>            bp: 129 °C/33 mmHg (lit.<sup>27</sup> 130 °C/32 mmHg)  <sup>1</sup>H: 0.87 (Me), 3.17 (CH<sub>2</sub>Cl), 7.3–7.8 ppm (Ph)  <sup>13</sup>C: -1.11 (Me), 30.31 (CH<sub>2</sub>Cl), 128.8, 131.7, 132.7, 134.3 ppm (Ph)  <sup>29</sup>Si: 12.35 ppm</p>
<p><b><math>\text{BrCHMeSiMe}_2\text{SiMe}_3</math></b>            bp: 88–90 °C/32 mmHg            anal. Calcd: C, 35.13; H, 8.00. Found: C, 35.54; H, 7.80  <sup>1</sup>H: 0.08 (Me<sub>3</sub>, Me), 0.10 (Me), 1.66 (d, <i>J</i> = 7.7 Hz, CH<sub>3</sub>-CHBr), 3.43 ppm (q, <i>J</i> = 7.7 Hz, CH<sub>3</sub>-CHBr)  <sup>13</sup>C: -4.85 (SiMe), -4.52 (SiMe), -1.22 (SiMe<sub>3</sub>), 21.93 (q, <i>J</i><sub>CH</sub> = 42.5 Hz, CH<sub>3</sub>-CHBr), 37.69 ppm (d, <i>J</i><sub>CH</sub> = 27.4 Hz, CHBr)  <sup>29</sup>Si: -19.21 (SiMe<sub>3</sub>), -9.75 ppm (SiMe<sub>2</sub>)</p>	<p><b><math>\text{ClCH}_2\text{SiMePhH}</math></b>            bp: 112 °C/36 mmHg (lit.<sup>27</sup> 110 °C/30 mmHg)            IR (neat): 2141.9 cm<sup>-1</sup> (Si-H)  <sup>1</sup>H: 0.61 (d, <i>J</i> = 3.7 Hz, Me), 3.11 (d, <i>J</i> = 3.3 Hz, CH<sub>2</sub>), 4.68 (m, SiH), 7.4–7.8 ppm (m, Ph)  <sup>13</sup>C: -6.63 (Me), 28.54 (CH<sub>2</sub>), 128.5, 130.7, 135.1 ppm (Ph)  <sup>29</sup>Si: -14.76 ppm</p>
<p><b><math>\text{ICH}_2\text{SiMe}_2\text{SiMe}_3</math></b>            bp: 90–92 °C/22 mmHg (lit.<sup>28</sup> 96–97 °C/23 mmHg)  <sup>1</sup>H: 0.09 (Me), 2.06 ppm (CH<sub>2</sub>)  <sup>13</sup>C: -11.93 (CH<sub>2</sub>), -2.27 (SiMe<sub>2</sub>), -1.52 ppm (SiMe<sub>3</sub>)  <sup>29</sup>Si: -19.70 (SiMe<sub>3</sub>), -13.08 ppm (SiMe<sub>2</sub>)</p>	<p><b><math>\text{ClCH}_2\text{SiMe}_2\text{CH}_2\text{CH}=\text{CH}_2</math></b>            bp: 77 °C/80 mmHg (lit.<sup>28</sup> 80 °C/83 mmHg)  <sup>1</sup>H: 0.13 (SiMe<sub>2</sub>), 1.5–1.75 (-CH<sub>2</sub>-), 2.77 (CH<sub>2</sub>Cl), 4.7–5.1 (CH<sub>2</sub>=), 5.5–6.2 ppm (-CH=)</p>
<p><b><math>\text{ClCH}_2\text{SiMe}_2\text{SiMe}_2\text{SiMe}_2\text{CH}_2\text{Cl}</math></b>            bp: 94 °C/0.07 mmHg            Anal. Calcd: C, 35.14; H, 8.11. Found: C, 35.50; H, 8.16  <sup>1</sup>H: 0.15 (Si-SiMe<sub>2</sub>-Si), 0.16 (SiMe<sub>2</sub>-Si-SiMe<sub>2</sub>), 2.85 ppm (CH<sub>2</sub>)  <sup>13</sup>C: -6.07 (Si-SiMe<sub>2</sub>-Si), -4.01 (SiMe<sub>2</sub>-Si-SiMe<sub>2</sub>), 31.56 ppm (CH<sub>2</sub>)  <sup>29</sup>Si: -48.84 (SiSiSi), -11.12 ppm (SiSiSi)</p>	<p><b><math>\text{ClCH}_2\text{SiMe}_2\text{CH}=\text{CH}_2</math></b>            bp: 114–115 °C (lit.<sup>29</sup> 119–120 °C)  <sup>1</sup>H: 0.21 (Me<sub>2</sub>), 2.82 (CH<sub>2</sub>), 5.5–6.3 ppm (CH=CH<sub>2</sub>)</p>
<p><b><math>\text{ClCH}_2\text{SiMe}_2\text{SiMe}_2\text{Ph}</math></b>            bp: 150–158 °C/33 mmHg (lit.<sup>16</sup> 130 °C/27 mmHg)  <sup>1</sup>H: 0.29 (SiMe<sub>2</sub>), 0.54 (SiMe<sub>2</sub>), 2.95 (CH<sub>2</sub>), 7.3–7.7 ppm (Ph)  <sup>13</sup>C: -4.57 (SiMe<sub>2</sub>CH<sub>2</sub>Cl), -3.11 (SiMe<sub>2</sub>Ph), 31.41 (CH<sub>2</sub>), 128.5, 129.2, 134.3, 138.8 ppm (Ph)  <sup>29</sup>Si: -21.68 (SiPh), -14.79 ppm (SiCH<sub>2</sub>Cl)</p>	<p><b><math>\text{ClCH}_2\text{SiPh}_3</math></b>            mp: 118.4–119.8 °C (lit.<sup>11</sup> 114–116 °C)  <sup>1</sup>H: 3.57 (CH<sub>2</sub>Cl), 7.3–7.7 ppm (Ph)  <sup>29</sup>Si: -14.55 ppm</p>
<p><b><math>\text{ClCH}_2\text{SiPhMeSiMe}_3</math></b>            bp: 88–90 °C/32 mmHg            Anal. Calcd: C, 54.39; H, 7.88. Found: C, 53.69; H, 7.98  <sup>1</sup>H: 0.37 (SiMe<sub>3</sub>), 0.67 (Me), 3.28, 3.30 (AB d, <i>J</i> = 13.4 Hz, CH<sub>A</sub>H<sub>B</sub>Cl), 7.4–7.8 ppm (Ph)  <sup>13</sup>C: -6.25 (SiMeCH<sub>2</sub>Cl), -1.03 (SiMe<sub>3</sub>), 30.31 (CH<sub>2</sub>), 128.6, 129.8, 134.69, 136.39 ppm (Ph)  <sup>29</sup>Si: -18.05, -18.59 ppm</p>	<p><b><math>\text{ClCH}_2\text{GePh}_3</math></b>            mp: 115.5–116.0 °C (lit.<sup>11</sup> 118–120.5 °C)  <sup>1</sup>H (C<sub>6</sub>D<sub>6</sub>): 3.36 (CH<sub>2</sub>Cl), 7.2–7.6 ppm (Ph)</p>
<p><b><math>\text{ClCH}_2\text{SiPhMeSiMe}_2\text{Ph}</math></b>            bp: 184–194 °C/0.35 mmHg            Anal. Calcd: C, 68.72; H, 6.32. Found: C, 68.16; H, 6.24  <sup>1</sup>H: 0.79 (Me), 0.95 (Me), 3.35 (CH<sub>2</sub>), 7.3–8.0 ppm (Ph)  <sup>13</sup>C: -5.63 (SiMePh<sub>2</sub>), -3.31 (SiMeCH<sub>2</sub>Cl), 30.13 (CH<sub>2</sub>), 128.6, 129.8, 129.9, 135.0, 135.4, 135.6, 135.8 ppm (Ph)  <sup>29</sup>Si: -22.68, -18.94 ppm</p>	<p><b><math>\text{ClCH}_2\text{SnPh}_3</math></b>            mp: 90.3–92.0 °C            Anal. Calcd: C, 57.13; H, 4.29. Found: C, 57.21; H, 4.32  <sup>1</sup>H: 3.63 (CH<sub>2</sub>Cl), 7.3–7.8 ppm (Ph)</p>
<p><b><math>\text{ClCH}_2\text{SiPhMeSiMe}_2\text{SiMe}_3</math></b>            bp: 112 °C/0.30 mmHg            Anal. Calcd: C, 51.87; H, 8.37. Found: C, 51.38; H, 8.52  <sup>1</sup>H: 0.15 (SiMe<sub>3</sub>), 0.31 (SiMe<sub>2</sub>), 0.63 (Me), 3.25 (CH<sub>2</sub>), 7.3–7.7 ppm (Ph)  <sup>13</sup>C: -5.74 (Me<sub>2</sub>, Me) -1.13 (SiMe<sub>3</sub>), 30.57 (CH<sub>2</sub>), 128.4, 129.6, 134.5, 136.6 ppm (Ph)  <sup>29</sup>Si: -47.93, -15.59, -14.80 ppm</p>	<p><b><math>\text{ClCH}_2\text{PbPh}_3</math></b>            mp: 81.0–82.0 °C            Anal. Calcd: c, 46.77; H, 3.51. Found: C, 46.91; H, 3.53  <sup>1</sup>H: 4.08 (CH<sub>2</sub>Cl), 7.3–7.9 ppm (Ph)</p>
<p><b><math>\text{ClCH}_2\text{SiMe}_2\text{SiMe}_2\text{Cl}</math></b>            bp: 89–90 °C/35 mmHg (lit.<sup>7a</sup> 79.5 °C/17 mmHg)  <sup>1</sup>H: 0.21 (ClCH<sub>2</sub>SiMe<sub>2</sub>), 0.48 (SiMe<sub>2</sub>Cl), 2.88 ppm (CH<sub>2</sub>)  <sup>13</sup>C: -5.37 (ClCH<sub>2</sub>SiMe<sub>2</sub>), 2.95 (SiMe<sub>2</sub>Cl), 29.9 ppm (CH<sub>2</sub>)  <sup>29</sup>Si: -14.19 (SiCH<sub>2</sub>Cl), 22.00 ppm (SiCl)</p>	<p><b><math>\text{Ph}_2\text{SiMeSiMe}_2\text{SiMe}_3</math></b>            bp: 144–148 °C/0.3 mmHg            Anal. Calcd: C, 65.78; H, 8.59. Found: C, 64.98; H, 8.51  <sup>1</sup>H: 0.19 (SiMe<sub>3</sub>), 0.41 (SiMe<sub>2</sub>), 0.85 (SiMe), 7.4–7.8 ppm (Ph)  <sup>13</sup>C: -5.34 (Me<sub>2</sub>), -3.24 (Me), -0.85 (Me<sub>3</sub>), 128.4, 129.4, 135.5, 138.4 ppm (Ph)  <sup>29</sup>Si: -47.79 (SiMe<sub>2</sub>), -18.78 (SiMe), -15.47 (SiMe<sub>3</sub>)</p>
	<p><b><math>\text{ClCH}_2\text{SiMe}(\text{SiMe}_2)_4</math> (Waxy Solid)</b>            bp: 120–140 °C/0.9 mmHg  <sup>1</sup>H: 0.13, 0.18, 0.24 (SiMe), 3.04 ppm (CH<sub>2</sub>)  <sup>13</sup>C: -7.45 (SiMeCH<sub>2</sub>Cl), -6.30, -6.10 (SiMe<sub>2</sub>), 30.25 ppm (CH<sub>2</sub>Cl)  <sup>29</sup>Si: -42.15 (4Si), -32.17 ppm (SiCH<sub>2</sub>Cl)</p>
	<p><b><math>\text{ClCH}_2\text{SiMe}(\text{SiMe}_2)_5</math> (Waxy Solid)</b>            bp: 175–185 °C/0.2 mmHg  <sup>1</sup>H: 0.10 (4 Me), 0.12 (2 Me), 0.17 (4 Me), 0.24 (Me), 3.06 ppm (CH<sub>2</sub>)  <sup>13</sup>C: -8.01 (SiMeCH<sub>2</sub>Cl), -6.22, -6.05, -5.44, -4.95 (SiMe), 31.11 ppm (CH<sub>2</sub>Cl)  <sup>29</sup>Si: -42.37 (1 Si), -42.16 (2 Si), -41.94 (2 Si), -33.91 ppm (SiCH<sub>2</sub>Cl)</p>

from Aldrich Chemical Co., Milwaukee, WI. Other starting materials were prepared by published procedures:  $\text{ClSiMe}_2\text{SiMe}_3$ ,<sup>30</sup>  $\text{ClSiMe}_2\text{SiMe}_2\text{Cl}$ ,<sup>30</sup>  $\text{ClSiMe}_2\text{SiMe}_2\text{SiMe}_3$ ,<sup>31</sup>  $\text{ClSiMe}(\text{SiMe}_2)_2$ ,<sup>32</sup>  $\text{ClSiMe}_2\text{SiMe}_2\text{SiMe}_2\text{SiMe}_3$ ,<sup>33</sup>  $\text{ClSiMe}_2\text{SiMe}_2\text{Ph}$ ,<sup>34</sup>  $\text{ClSiPhMeSiMe}_3$ ,<sup>35</sup>  $\text{BrGePh}_3$ .<sup>36</sup> Other starting organosilicon compounds were synthesized by modifications of published procedures:  $\text{ClSiMe}_2\text{SiMe}_2\text{SiMe}_2\text{Cl}$  (bp 112 °C/40 mmHg (lit.<sup>37</sup> 89–92 °C/15 mmHg) was prepared in 93% yield by  $\text{AlCl}_3$ -catalyzed chlorodephenylation with  $\text{HCl}$  of  $\text{PhSiMe}_2\text{SiMe}_2\text{SiMe}_2\text{Ph}$ <sup>38</sup> in essentially the same manner published for the preparation of  $\text{Cl-SiMe}_2\text{SiMe}_2\text{SiMe}_2\text{SiMe}_2\text{Cl}$ <sup>34</sup> from  $\text{PhSiMe}_2\text{SiMe}_2\text{SiMe}_2\text{SiMe}_2\text{Ph}$ .  $\text{ClSiPhMeSiMePh}_2$  (bp 186 °C/0.40 mmHg, 43% yield from  $\text{Ph}_2\text{SiMeSiMePh}_2$ <sup>39</sup>) and

$\text{ClSiPhMeSiMe}_2\text{SiMe}_3$  (bp 104–108 °C/0.35 mmHg, 70% yield from  $\text{Ph}_2\text{SiMeSiMe}_2\text{SiMe}_3$ ) were prepared by using the same technique as published for  $\text{ClSiPhMeSiMe}_3$ .<sup>35</sup> These two compounds are previously unreported; however, we used them directly for transformation to their chloromethyl derivatives, which were completely characterized (Table VII).  $\text{Ph}_2\text{SiMeSiMe}_2\text{SiMe}_3$  was prepared by the reaction between  $\text{Ph}_2\text{MeSiLi}$  and  $\text{ClSiMe}_2\text{SiMe}_3$  in 80% yield. This is also unreported, and full characterization is provided in Table VII. Syntheses of  $\text{ClMeSi}(\text{SiMe}_2)_4$  and  $\text{ClMeSi}(\text{SiMe}_2)_5$  were performed with published procedures.<sup>40</sup>

The typical experimental procedures for the synthesis of the chloromethyl compounds outlined below are representative of the technique. Yields reported in the tables are of isolated, purified

materials. A (chloromethyl)oligosilane synthesis appears in the preliminary communication of this study.<sup>8</sup>

**Synthesis of  $\text{ClCH}_2(\text{Me})\text{Si}(\text{SiMe}_2)_4$ .** Into a 500-mL three-necked flask equipped with a magnetic stirring bar, rubber septum, nitrogen inlet tube, and low-temperature thermometer were placed 16.0 g (0.05 mol) of  $\text{ClSiMe}(\text{SiMe}_2)_4$  and  $\text{BrCH}_2\text{Cl}$ , 6.6 g (0.05 mol) in 150 mL of dry THF. To this mixture, maintained between  $-70$  and  $-60^\circ\text{C}$ , was added on the cold wall of the flask, via syringe over 50 min, 32 mL (0.05 mol) of a 1.6 M solution of *n*-butyllithium in hexane. The solution was warmed to room temperature during 1 h and then hydrolyzed and extracted with hexane. The extract was washed with water and dried over  $\text{CaCl}_2$ . The solvent was removed, and the residue was distilled, by using a 20-cm Vigreux column, at  $120$ – $140^\circ\text{C}/0.9$  mmHg to give 13.5 g (0.04 mol, 81%) of  $\text{ClCH}_2(\text{Me})\text{Si}(\text{SiMe}_2)_4$  as a waxy solid. We have been unable to obtain elemental analytical data within 1% of the calculated values. The relatively high boiling point and waxy nature of the compound and the (chloromethyl)cyclohexasilane may be responsible for this lack of success. We have used both chloromethyl derivatives to synthesize transition-metal complexes of the type  $\text{L}_n\text{MCH}_2$ -cyclosilane, which have been completely characterized, including single-crystal structures, and these data will be part of a forthcoming publication.

**Synthesis of  $\text{ClCH}_2(\text{Cl})\text{SiMePh}$ .** Into a 500-mL three-necked flask equipped with a magnetic stirring bar, rubber septum, nitrogen inlet tube, and low-temperature thermometer were placed 11.9 g (0.06 mol) of  $\text{Cl}_2\text{SiMePh}$  and  $\text{BrCH}_2\text{Cl}$ , 8.0 g (0.06 mol) in 75 mL of dry THF. To this mixture, maintained between  $-70$  and  $-60^\circ\text{C}$ , was added on the cold wall of the flask, via syringe over 1 h, 38.8 mL (0.06 mol) of a 1.6 M solution of *n*-butyllithium in hexane. The solution was warmed to room temperature during 70 min, and the solvent was evaporated in vacuo. The residue was extracted into dry hexane (50 mL), and the resulting solution was filtered. The residue was washed with hexane (25 mL  $\times$  2), and all filtrates were combined. Subsequent to removal of the solvent in vacuo, distillation on a 20-cm Vigreux column at  $129^\circ\text{C}/33$  mmHg yielded 5.0 g (0.02 mol, 39%) of  $\text{ClCH}_2(\text{Cl})\text{SiMePh}$ .

**Synthesis of  $\text{ClCH}_2\text{SiMePhH}$ .** Into a 500-mL three-necked flask equipped with a magnetic stirring bar, rubber septum, nitrogen inlet tube, and low-temperature thermometer were added 8.0 g (0.05 mol) of  $\text{ClSiMePhH}$  and  $\text{BrCH}_2\text{Cl}$ , 6.6 g (0.05 mol) in 150 mL of dry THF. To this mixture, maintained between  $-70$  and  $-60^\circ\text{C}$ , was added on the cold wall of the flask, via syringe over 30 min, 31.9 mL (0.05 mol) of a 1.6 M solution of *n*-butyl-

lithium in hexane. The solution was warmed to room temperature during 50 min. The mixture was hydrolyzed and extracted with hexane and the extract washed with water and dried over  $\text{CaCl}_2$ . The solvent was removed, and the residue was distilled on a 20-cm Vigreux column at  $112^\circ\text{C}/36$  mmHg to give 5.3 g (0.03 mol, 61%) of  $\text{ClCH}_2\text{SiMePhH}$ .

**Synthesis of  $\text{ClCH}_2\text{SiMe}_2\text{CH}_2\text{CH}=\text{CH}_2$ .** Into a 500-mL three-necked flask equipped with a magnetic stirring bar, rubber septum, nitrogen inlet tube, and low-temperature thermometer were added 9.7 g (0.07 mol) of  $\text{ClSiMe}_2\text{CH}_2\text{CH}=\text{CH}_2$  and  $\text{BrCH}_2\text{Cl}$ , 9.3 g (0.07 mol) in 150 mL of dry THF. To this mixture, maintained between  $-70$  and  $-60^\circ\text{C}$ , was added on the cold wall of the flask, via syringe over 40 min, 45 mL (0.07 mol) of a 1.6 M solution of *n*-butyllithium in hexane. The solution was permitted to warm to room temperature, and the mixture was then hydrolyzed and extracted with hexane. The extract was washed with water and dried over  $\text{CaCl}_2$ . The solvent was removed, and the residue was distilled on a 20-cm column packed with raschig rings at  $77^\circ\text{C}/80$  mmHg to give 7.6 g (0.05 mol, 71%) of  $\text{ClCH}_2\text{SiMe}_2\text{CH}_2\text{CH}=\text{CH}_2$ .

**Synthesis of  $\text{ClCH}_2\text{PbPh}_3$ .** Into a 500-mL three-necked flask equipped with a magnetic stirring bar, rubber septum, nitrogen inlet tube, and low-temperature thermometer were added 3.0 g (0.006 mol) of  $\text{ClPbPh}_3$  and  $\text{BrCH}_2\text{Cl}$ , 0.8 g (0.006 mol) in 50 mL of dry THF. To this mixture, maintained between  $-70$  and  $-60^\circ\text{C}$ , was added on the cold wall of the flask, via syringe over 45 min, 4.0 mL (0.006 mol) of a 1.6 M solution of *n*-butyllithium in hexane. The solution was permitted to warm to room temperature over 45 min, and the mixture was hydrolyzed and extracted with  $\text{CH}_2\text{Cl}_2$ . The extract was washed with water and dried over  $\text{CaCl}_2$ . The solvent was removed in vacuo to give a white solid (3.0 g), which was recrystallized from hot hexane (10 mL) to give  $\text{ClCH}_2\text{PbPh}_3$ , 1.58 g (0.003 mol, 52%, mp  $79.0$ – $80.5^\circ\text{C}$ ). The mother liquid was evaporated in vacuo, and the residue was recrystallized from hot hexane (5 mL) to give the second crop, 0.50 g (0.001 mol, 16%). An analytical sample was obtained by further recrystallization from hexane (mp  $81.0$ – $82.0^\circ\text{C}$ ).

**Acknowledgment.** This research was supported by the DOD, Defense Logistics Agency, Directorate of Stockpile Management, Grant DN-009, administered by the University of Texas at El Paso Institute of Manufacturing and Materials Management.