

Efficient, Enantioselective Assembly of
Silanediol Protease Inhibitors

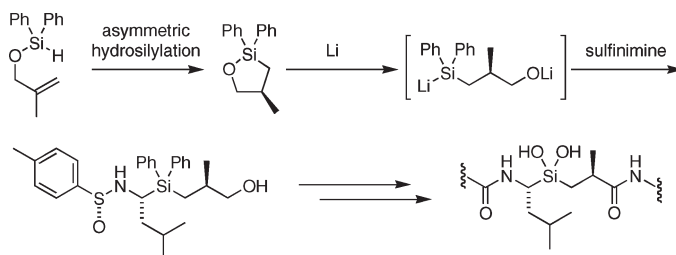
Yingjian Bo, Swapnil Singh, Hoan Quoc Duong, Cui Cao, and Scott McN. Sieburth*

Department of Chemistry, Temple University, 1901 North 13th Street, Philadelphia,
Pennsylvania 19122, United States

scott.sieburth@temple.edu

Received January 30, 2011

ABSTRACT

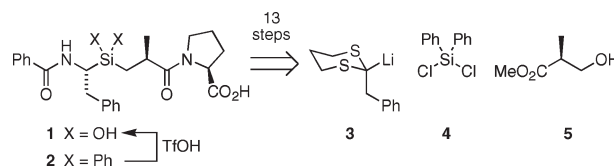


A five-step assembly of silicon-protected dipeptide mimics from commercially available reagents is described. This methodology makes silanediol protease inhibitors readily available for the first time. The sequence features asymmetric hydrosilylation, a novel reduction of a silyl ether to a silyllithium reagent, and addition of this dianion to a sulfinimine, to produce the complete inhibitor skeleton with full control of stereochemistry. Oxidation of the primary alcohol to an acid completes the synthesis.

Inhibition of proteolytic enzymes remains a fundamental approach to the design of new pharmaceuticals, with recent examples including the treatment of cancer and antiretrovirus diseases (HIV) as well as treatment for Alzheimer's and hepatitis C.¹ Most protease inhibitors utilize now-standard functionality to mimic the transition state or to intercept the catalytic functional groups: hydroxamic, carboxylic and phosphinic acids (for metalloproteases), hydroxyls (for aspartic acids), and activated carbonyls (for serine proteases).² Fundamentally different functional groups that can act as transition-state analogs have the potential to give enhanced enzyme binding and pharmacokinetic properties, as well as intellectual property novelty.³

Dialkylsilanediol dipeptide analogs (e.g., **1**, Scheme 1) are tetrahedral functional groups that can mimic hydrated carbonyls.⁴ When silanediols are embedded in a peptide-like structure such as **1**, they are recognized by protease enzymes and, as hydrolytically stable entities, act as inhibitors. Tripeptide analog **1**, for example, is a 4 nM inhibitor of the metalloprotease angiotensin-converting enzyme, an important therapeutic target for hypertension.⁵ A silanediol has also been shown to be a 3 nM inhibitor of

Scheme 1. Protease Inhibitor **1**, Originally Prepared via **2** from **3–5**



(1) Oehlrich, D.; Berthelot, D. J.-C.; Gijssen, H. J. M. *J. Med. Chem.* **2010**, *54*, 669–698. Citron, M. *Nat. Rev. Drug Discovery* **2010**, *9*, 387–398. De Clercq, E. *Curr. Opin. Pharmacol.* **2010**, *10*, 507–515. De Strooper, B. *Physiol. Rev.* **2010**, *90*, 465–494. Dormán, G.; Cseh, S.; Hajdú, I.; Barna, L.; Kónya, D.; Kupai, K.; Kovács, L.; Ferdinandy, P. *Drugs* **2010**, *70*, 949–964. Drag, M.; Salvesen, G. S. *Nat. Rev. Drug Discovery* **2010**, *9*, 690–701. O'Leary, J. G.; Davis, G. L. *Ther. Adv. Gastroent.* **2010**, *3*, 43–53. Wang, H.-M.; Liang, P.-H. *Expert Opin. Therap. Patents* **2010**, *20*, 59–71.

(2) Babine, R. E.; Bender, S. L. *Chem. Rev.* **1997**, *97*, 1359–1472.

(3) Showell, G. A.; Mills, J. S. *Drug Discovery Today* **2003**, *8*, 551–556. Mills, J. S.; Showell, G. A. *Expert Opin. Invest. Drugs* **2004**, *13*, 1149–1157. Franz, A. K. *Curr. Opin. Drug Discovery Dev.* **2007**, *10*, 654–671.

(4) Sieburth, S. McN.; Chen, C.-A. *Eur. J. Org. Chem.* **2006**, 311–322.

(5) Mutahi, M. wa; Nittoli, T.; Guo, L.; Sieburth, S. McN. *J. Am. Chem. Soc.* **2002**, *124*, 7363–7375.

the aspartic acid HIV-protease, an activity that translates to cell-protection assays.⁶

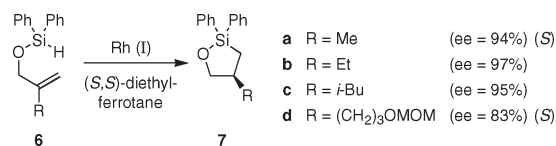
An impediment to utilization of these silanediol structures, however, has been the methodology for their assembly. In our original preparation of **1**, Scheme 1, diphenylsilane **2** was the direct precursor of the silanediol; the α -amino silane portion of **2** was prepared utilizing a dithiane nucleophile **3** and six synthetic steps, while Roche ester **5** was transformed to the β -silyl acid of **2** in seven steps. In this synthesis, the stereochemistry of the methyl substitution was purchased and the benzyl group stereochemistry relied on separation of diastereomers. While effective, this approach comprised 13 steps and was technically challenging.⁷

We report here a short, general, asymmetric preparation of silanediol precursor **2**: one that employs intramolecular asymmetric hydrosilylation to set the β -silyl acid stereochemistry, a novel reduction of a silyl ether to a silyl anion, and addition of the resulting dianion to a sulfinimine. The resulting product requires only alcohol oxidation to give the fully functionalized dipeptide mimic.

Asymmetric intramolecular hydrosilylation of 2-alkyl allyl silyl ethers in the simple system **6a** was described by Bosnich, who found 25% ee was possible using BINAP–rhodium complexes.^{8,9} We have reexamined this transformation, surveying a series of commercially available phosphine ligands.¹⁰ (*S,S*)-Diethylferrotane¹¹ as a rhodium ligand (2 mol %) was found to fully convert 2 g of the methylallyl ether of diphenylsilane **6a** into (*4S*)-2-diphenylsilafuran **7a** with good enantiomeric excess within 1 h (Scheme 2).¹² Additional examples **b–d** indicate a useful breadth of utility for this ligand in these asymmetric hydrosilylations, which all proceed quantitatively.

Conversion of silafuran **7a** to a protease inhibitor was conveniently effected (Scheme 3) by treatment with 48% HF, protection of the alcohol as the MOM ether,¹³ and transformation of the fluoride to the hydride **8** by reduction

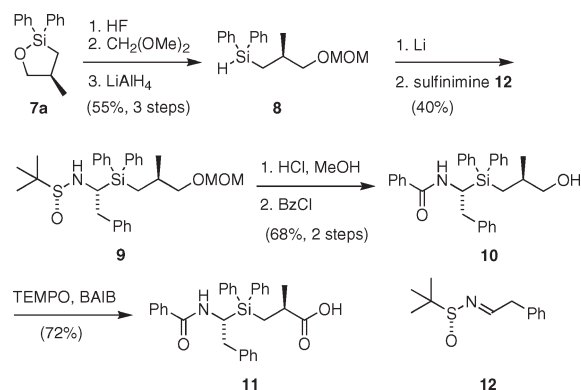
Scheme 2. Asymmetric Hydrosilylation of 2-Alkyl Diphenylsilyl Ethers^a



^a Compound **7a** was correlated with a known compound; **7d** was assigned using the Mosher ester method; **7b** and **7c** were assigned by analogy. See Supporting Information.

with lithium aluminum hydride. Following the Skrydstrup protocol,¹⁴ silane **8** was converted to the corresponding lithium reagent and then coupled with sulfinimine **12** to give sulfenamide **9** as a single stereoisomer. Mild acidic deprotection of both the amine and the alcohol, followed by Schotten–Baumann derivatization of the amine, gave amide-alcohol **10**. Oxidation of the alcohol with TEMPO gave **11** in 72% yield.¹⁵

Scheme 3. Conversion of the Silafuran to an Advanced Intermediate



This seven-step sequence, Scheme 3, cut the number of steps required for preparation of **11** by nearly half while simultaneously controlling the stereochemistry. Nevertheless, the inclusion of protection–deprotection protocols suggested that further improvements were possible.

To explore a more direct conversion of **7a**, this substrate was subjected to standard lithiation conditions by stirring with lithium metal. To our delight, formation of the typical brown-green color of silyllithium reagents was observed. After 7 h, the addition of chlorotrimethylsilane led to the formation of **14**, indicating that dianion **13** had been produced (Scheme 4).

Repeating the lithiation step and addition to sulfinimine **17** gave alcohol **15** (0.2 g, 76%, Scheme 5). Exchange of the sulfenamide for a Boc group and oxidation of the alcohol with ruthenium chloride gave **16** in 43% yield (three steps). Acid **16** is ideally configured for use in silanediol inhibitor

(6) Chen, C.-A.; Sieburth, S. McN.; Glekas, A.; Hewitt, G. W.; Trainor, G. L.; Erickson-Viitanen, S.; Garber, S. S.; Cordova, B.; Jeffry, S.; Klabbe, R. M. *Chem. Biol.* **2001**, *8*, 1161–1166.

(7) Kim, J.; Hewitt, G.; Carroll, P.; Sieburth, S. McN. *J. Org. Chem.* **2005**, *70*, 5781–5789.

(8) Bergens, S. H.; Noheda, P.; Whelan, J.; Bosnich, B. *J. Am. Chem. Soc.* **1992**, *114*, 2121–2128. Bergens, S. H.; Noheda, P.; Whelan, J.; Bosnich, B. *J. Am. Chem. Soc.* **1992**, *114*, 2128–2135.

(9) Han, J. W.; Hayashi, T. Asymmetric Hydrosilylation of Carbon–Carbon Double Bonds and Related Reactions. In *Catalytic Asymmetric Synthesis*; Ojima, I., Ed.; VCH: New York, NY, 2010; pp 771–798.

(10) See: Hartwig, J. *Organotransition Metal Chemistry*; University Science: Sausalito, CA, 2010; pp 603–611. Walsh, P. J.; Kozlowski, M. C. *Fundamentals of Asymmetric Catalysis*; University Science Books: Sausalito, CA, 2008; pp 114–164.

(11) Berens, U.; Burk, M. J.; Gerlach, A.; Hems, W. *Angew. Chem., Int. Ed.* **2000**, *39*, 1981–1984.

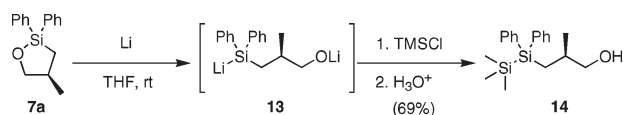
(12) Burk, M. J.; De, K. P. D.; Grote, T. M.; Hoekstra, M. S.; Hoge, G.; Jennings, R. A.; Kissel, W. S.; Le, T. V.; Lennon, I. C.; Mulhern, T. A.; Ramsden, J. A.; Wade, R. A. *J. Org. Chem.* **2003**, *68*, 5731–5734.

(13) Gras, J. L.; Chang, Y. Y. K. W.; Guerin, A. *Synthesis* **1985**, 74–75.

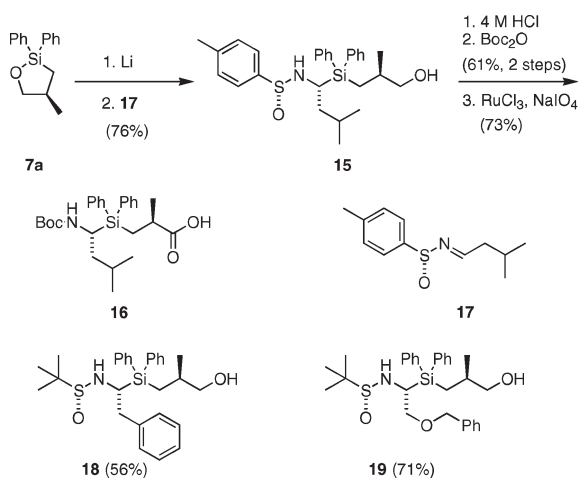
(14) Ricci, M.; Blakskjær, P.; Skrydstrup, T. *J. Am. Chem. Soc.* **2000**, *122*, 12413–12421. Nielsen, L.; Lindsay, K. B.; Faber, J.; Nielsen, N. C.; Skrydstrup, T. *J. Org. Chem.* **2007**, *72*, 10035–10044. Nielsen, L.; Skrydstrup, T. *J. Am. Chem. Soc.* **2008**, *130*, 13145–13151. Hernandez, D.; Lindsay, K. B.; Nielsen, L.; Mittag, T.; Bjerglund, K.; Friis, S.; Mose, R.; Skrydstrup, T. *J. Org. Chem.* **2010**, *75*, 3283–3293. Hernandez, D.; Mose, R.; Skrydstrup, T. *Org. Lett.* **2011**, *13*, 732–735.

(15) De Mico, A.; Margarita, R.; Parlanti, L.; Vescovi, A.; Piancatelli, G. *J. Org. Chem.* **1997**, *62*, 6974–6977.

Scheme 4. Lithiation of Silyl Ether **7a**



Scheme 5. Four-Step Assembly of **16** from **7a**



investigations. The addition of dianion **13** to other sulfinimines gave **18** (0.37 g, 56%) and **19** (0.10 g, 71%).

The reduction of diphenylsilyl ether **7a** to a diphenylsilyl lithium reagent has little precedent. Silyl anions are typically prepared from silanes carrying at least one phenyl and a chloride, a fluoride, a hydride, or another silane.¹⁶ Benkeser reported the reduction of methoxytriphenylsilane with a sodium–potassium alloy in 1952, and a similar

(16) Lickiss, P. D.; Smith, C. M. *Coord. Chem. Rev.* **1995**, *145*, 75–124. Belzner, J.; Dehnert, U. *The Chemistry of Organic Silicon Compounds*; Rappoport, Z.; Apeloig, Y., Eds.; Wiley: New York, 1998; Vol. 2, pp 780–825. Singer, R. D. *Sci. Synth.* **2002**, *4*, 237–246.

reaction was reported by Gilman in 1953.¹⁷ These appear to be the only examples of this transformation.

The addition of dianion **13** to the sulfinimine follows the seminal contributions of Nielsen and Skrydstrup.¹⁴ The use of this silyl-alkoxy dianion, however, has a potential complication arising from the competition of two different basic and nucleophilic groups. The alcohol, in particular, appears to be far less sterically encumbered. Nevertheless, even with the difficult substrate **12** the silane addition product **18** is isolated in good yield.

We have found the use of the sulfinimines developed by Davis¹⁸ (*p*-toluene, e.g. **17**) and by Ellman¹⁹ (*tert*-butyl, e.g., **12**) to be essentially interchangeable, with only slight differences in diastereoselectivity. In some cases slight differences in stability or crystallinity may be advantageous.

An additional streamlining of this sequence could, in principle, be achieved by oxidizing the alcohol of **15** to an acid without oxidizing the easily removed sulfinamide to a more robust sulfonamide. This remains under study.

This scalable, short sequence for building silicon-based protease inhibitors makes these structures routinely available for the first time, with complete control of stereochemistry. Investigations into the use of silyl ethers as silyllithium reagent precursors and asymmetric intramolecular hydrosilylation will be reported elsewhere.

Acknowledgment. We thank Franklin Davis (Temple University) and Troels Skrydstrup (Aarhus University) for helpful discussions. This work was supported by the National Institutes of Health (R01GM076471).

Supporting Information Available. Detailed experimentals, characterization data, and proton NMR spectra for new compounds. This material is available free of charge via the Internet at <http://pubs.acs.org>.

(17) Benkeser, R. A.; Landesman, H.; Foster, D. J. *J. Am. Chem. Soc.* **1952**, *74*, 648–650. Gilman, H.; Wu, T. C. *J. Org. Chem.* **1953**, *18*, 753–764.

(18) Zhou, P.; Chen, B.; Davis, F. A. *Tetrahedron* **2004**, *60*, 8003–8030.

(19) Robak, M. T.; Herbage, M. A.; Ellman, J. A. *Chem. Rev.* **2010**, *110*, 3600–3740.