

## Amino Acid-Derived Enaminones: A Study in Ring Formation Providing Valuable Asymmetric Synthons

Brandon J. Turunen and Gunda I. Georg\*

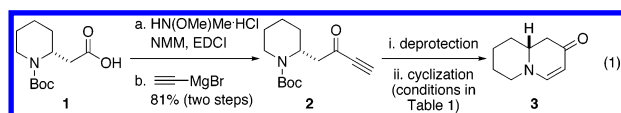
Department of Medicinal Chemistry and Center for Methodology and Library Development, University of Kansas, 1251 Wescoe Hall Drive, Lawrence, Kansas 66045

Received February 7, 2006; E-mail: georg@ku.edu

Cyclic, six-membered enaminones (vinylogous amides) represent a class of molecules that demonstrate unique chemical and biological properties.<sup>1</sup> These compounds serve as multident scaffolds in the stereoselective preparation of alkaloid natural products.<sup>2</sup> Indeed, those that are bicyclic in nature, resembling indolizidine, quinolizidine, and quinolinone alkaloids, are particularly attractive.<sup>3</sup> Since few direct methods exist for accessing bicyclic, asymmetric intermediates of this type, our group initiated the exploration of a new chiral pool approach.<sup>4</sup> While intermolecular 1,4-additions of aliphatic amines to ynones have been known for nearly 40 years,<sup>5</sup> we have found no examples of an intramolecular (6-*endo-dig*) variant. Although 6-*endo-dig* ring closures are classified as favorable transformations<sup>6</sup> in aliphatic systems, very few examples exist with first periodic row elements.<sup>7,8</sup> We disclose herein the results of our investigation of 6-*endo-dig* ring closures of a nonattenuated amine into a pendant ynone.

Executing this enaminone formation strategy, as shown in Figure 1, relied upon production of amino-ynone intermediates. Such substrates could be accessed via  $\beta$ -amino acids, providing both diversity and asymmetry. Of particular interest to us was the mode of intramolecular addition, several of which are possible (Figure 1, inset A–C).<sup>8,9</sup>

To test the feasibility of the reaction, we first targeted known bicyclic enaminone **3** (eq 1).<sup>10</sup> The requisite ynone (**2**) was generated from the commercially available acid **1** via Weinreb amide formation and subsequent addition of ethynylmagnesium bromide (two steps, 81% yield).



A two-tier optimization of both amine deprotection and subsequent cyclization to convert **2** to **3** was next initiated. Early efforts revealed that no enaminone formation occurred under the conditions of acidic amine deprotection. However, when employing TFA to remove Boc, followed by basic aqueous workup, the desired enaminone (**3**) was formed (entry 1, Table 1), albeit in modest yield. This indicated the desired product formed under the conditions of basic workup. In attempts to optimize this transformation, the crude TFA salt derived from deprotection (entry 2) was subjected to *anhydrous* basic conditions, but formation of enaminone **3** was not observed. Under these same conditions, with the addition of water, the enaminone **3** was generated (entry 3), although the yield was still unsatisfactory. When HCl was used in place of TFA, again, no product was observed under anhydrous conditions (entry 4); however, **3** was isolated in good yield and with short reaction times with the addition of water (entries 5 and 6). Conditions found to be optimal were employing either HCl or TMS–I to facilitate deprotection and a solution of K<sub>2</sub>CO<sub>3</sub> in methanol to promote enaminone formation (entries 7 and 8, respectively).

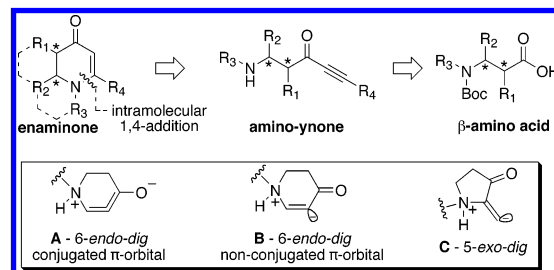


Figure 1. Intramolecular 1,4-addition strategy.

Table 1. Optimization of Deprotection and Cyclization

entry	i. deprotection	ii. cyclization	time	yield <sup>a</sup>
1	TFA, CH <sub>2</sub> Cl <sub>2</sub>	standard workup <sup>b</sup>		30
2	TFA, CH <sub>2</sub> Cl <sub>2</sub>	THF or CH <sub>2</sub> Cl <sub>2</sub> , K <sub>2</sub> CO <sub>3</sub>	20 h	0
3	TFA, CH <sub>2</sub> Cl <sub>2</sub>	CH <sub>2</sub> Cl <sub>2</sub> , H <sub>2</sub> O, K <sub>2</sub> CO <sub>3</sub>	5 h	38
4	4 N HCl/dioxane	THF or CH <sub>2</sub> Cl <sub>2</sub> , K <sub>2</sub> CO <sub>3</sub>	20 h	0
5	4 N HCl/dioxane	CH <sub>2</sub> Cl <sub>2</sub> , H <sub>2</sub> O, K <sub>2</sub> CO <sub>3</sub>	1 h	74
6	4 N HCl/dioxane	THF, H <sub>2</sub> O, K <sub>2</sub> CO <sub>3</sub>	1 h	75
7	4 N HCl/dioxane	MeOH, K <sub>2</sub> CO <sub>3</sub>	15 min	87
8	TMS–I, CH <sub>2</sub> Cl <sub>2</sub>	MeOH, K <sub>2</sub> CO <sub>3</sub>	30 min	95

<sup>a</sup> Isolated yield. <sup>b</sup> CH<sub>2</sub>Cl<sub>2</sub>/sat. aqueous NaHCO<sub>3</sub> (1:1).

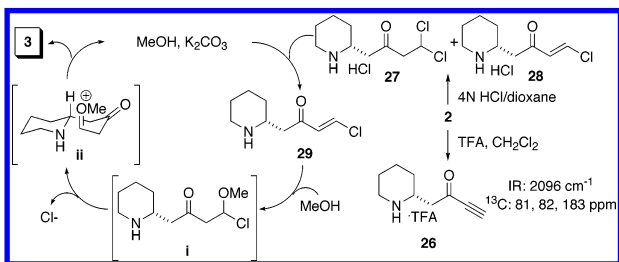
Because of the operational simplicity of the HCl protocol (entry 7, Table 1), this method was employed unless the gentler conditions offered by TMS–I (entry 8) were desired.<sup>11</sup> With both deprotection methods, the cyclization environment was held constant (Table 2). With ynones of undefined stereochemistry (compounds **4–8**), quinolizidine (**15** and **16**) and indolizidine (**17–19**) systems are accessed in excellent yields. Terminally substituted ynones are well tolerated, allowing installation of aliphatic and aromatic substituents adjacent to the ring-fused nitrogen (**15**, **16**, **18**, **19**, and **21**). Using stereodefined substrates (**2**, **9**, **10**, **13**, and **14**), as well as chiral but racemic ynones (**11** and **12**), maintenance of asymmetry was evaluated. The quinolizidine **3** and the pyridinones **20**<sup>12</sup> and **21** are obtained in excellent yields with minimal, if any, loss of optical purity.<sup>13</sup> We next turned to ynone pairs with a built in preference to convert to a more favorable diastereomer (**11** and **12**, **13** and **14**). Both the racemic *trans*- and *cis*-fused quinolinones **22** and **23** can be accessed in excellent yields; however, some diastereomeric interconversion is observed.<sup>14</sup> The hydroxylated pyrrolidine ynones **13** and **14** formed the bicyclic indolizidine core in reasonable yields; however, the stereogenic center adjacent to the amine is compromised. As expected, the pyrrolidine ring with *anti*-substituents (**13**) provided a diastereomeric ratio superior to that with the *syn*-appendages (**14**). With careful addition of TMS–I (**24** and **25**, method 2), this can be minimized, providing improved yields and, more significantly, synthetically useful diastereomeric ratios.<sup>15</sup>

Two experimental observations were made which provided insight into the reaction pathway. The first was that deprotection reagents that incorporate a halogen counteranion (e.g., HCl or TMS–I) improved reaction yields. Comparison of the crude amine

**Table 2.** Ynone to Enaminone Conversion

ynone	enaminone	yield <sup>a,b</sup>	dr or er <sup>c</sup>
2	3	87	er = 97/03 <sup>d</sup>
4	15	R=Me 87	--
5	16	R=Ph 91	--
6	17	R=H 89	--
7	18	R=Me 87	--
8	19	R=Ph 89	--
9	20	R=H 92	er = >95/05 <sup>e</sup>
10	21	R=Me 96	er = >95/05 <sup>e</sup>
11	22	R=H 99	dr = 96/04 <sup>f</sup>
12	23	R=H 96	dr = 80/20 <sup>f</sup>
13	24	R=HO 77	dr = 85/15 <sup>f</sup>
14	25	R=HO 94 <sup>b</sup>	dr = 96/04 <sup>f</sup>
		R=HO 60	dr = 60/40 <sup>f</sup>
		70 <sup>b</sup>	dr = 86/14 <sup>f</sup>

<sup>a</sup> Isolated yield. <sup>b</sup> All enaminones were prepared employing method 1 unless indicated by superscript *b*, in these cases, method 2 was used. Method 1: (a) 4 M HCl/dioxane, (b) MeOH, K<sub>2</sub>CO<sub>3</sub>. Method 2: (a) TMS-I, CH<sub>2</sub>Cl<sub>2</sub>, -78 to 0 °C, (b) MeOH, K<sub>2</sub>CO<sub>3</sub>. <sup>c</sup> As determined by the following method. <sup>d</sup> Chiral HPLC. <sup>e</sup> <sup>1</sup>H NMR analysis of Mosher amide derivatives. <sup>f</sup> <sup>1</sup>H NMR.

**Figure 2.** Proposed enaminone formation pathway.

TFA and HCl salts revealed their marked difference in reactivity. The TFA salt (**26**, Figure 2) clearly presented characteristics of the intact ynone. The HCl salt, on the other hand, appeared as a 6:1 mixture of two compounds, the dichloroethane derivative **27** and the vinylogous acid chloride **28**. The second observation was that an oxygen nucleophile (MeOH or H<sub>2</sub>O) was necessary for cyclization regardless of the deprotection method. Under the prescribed reaction conditions, in an NMR tube, it was observed that the mixture of **27** and **28** first converts to only **29** then to enaminone **3**. Although we have no direct evidence, the dependence upon water or methanol may be explained by an addition–elimination sequence via intermediates **i** and **ii** (Figure 2).<sup>16</sup> A similar path can be envisaged from TFA ynone salt **26** via a dimethyl acetal intermediate, bringing to light the dependency on exogenous oxygen nucleophiles with both the TFA and HCl salts.<sup>17</sup>

In summary, we have developed a remarkably simple protocol for preparing valuable synthetic intermediates that previously were only obtainable in a circuitous fashion. Preliminary data in these laboratories indicate that the proposed 6-*endo-dig* mode of cyclization does not occur. Instead, enaminone formation proceeds via an

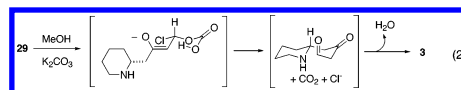
addition–elimination pathway which is controlled by judicious selection of deprotection reagent and reaction solvent. Further investigations concerning the mechanism and synthetic utility of this process are ongoing.

**Acknowledgment.** We thank the National Institutes of Health for their generous support of our programs (NIH CA 90602 and NIH GM069663). We thank Micah Niphakis for preparing **24** and **25** in Table 2 by method 2. B.J.T. was supported by the Department of Defense breast cancer predoctoral fellowship (DAMD17-02-1-0435).

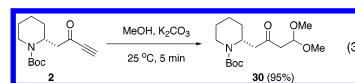
**Supporting Information Available:** Representative experimental procedures, characterization data for all new compounds, and spectra for compounds **2**, **4**–**19**, **21**–**26**, **29**, and **30**. This material is available free of charge via the Internet at <http://pubs.acs.org>.

## References

- (1) For recent reviews, see: (a) Negri, G.; Kascheres, C.; Kascheres, A. J. *J. Heterocycl. Chem.* **2004**, *41*, 461–491. (b) Elassar, A.-Z. A.; El-Khair, A. A. *Tetrahedron* **2003**, *59*, 8463–8480.
- (2) (a) Michael, J. P.; De Koning, C. B.; Gravestock, D.; Hosken, G. D.; Howard, A. S.; Jungmann, C. M.; Krause, R. W. M.; Parsons, A. S.; Pelly, S. C.; Stanbury, T. V. *Pure Appl. Chem.* **1999**, *71*, 979–988. (b) Comins, D. L. *J. Heterocycl. Chem.* **1999**, *36*, 1491–1500.
- (3) Cordell, G. A. *The Alkaloids: Chemistry and Biology*, 60; Elsevier: Amsterdam, The Netherlands, 2003.
- (4) For a scalemic example, see: (a) Slosse, P.; Hootel, C. *Tetrahedron* **1981**, *37*, 4287–4294. For examples in which an intermediate enaminone or related structure is then converted to a bicycle, see: (b) refs 2a and 2b. (c) Back, T. G.; Hamilton, M. D.; Lim, V. J. J.; Parvez, M. *J. Org. Chem.* **2005**, *70*, 967–972.
- (5) Huisgen, R.; Herbig, K.; Siegl, A.; Huber, H. *Chem. Ber.* **1966**, *99*, 2526–2545.
- (6) Baldwin, J. E. *J. Chem. Soc., Chem. Commun.* **1976**, 734–736.
- (7) For attempts with oxygen nucleophiles, see: (a) Suzuki, K.; Nakata, T. *Org. Lett.* **2002**, *4*, 2739–2741. (b) Dreessen, S.; Schabbert, S.; Schaubmann, E. E. *J. Org. Chem.* **2001**, *245*–251.
- (8) For a notable exception using carbon nucleophiles which inspired our approach, see: Lavalley, J. F.; Berthiaume, G.; Deslongchamps, P.; Grein, F. *Tetrahedron Lett.* **1986**, *27*, 5455–5458.
- (9) Rudolf, W. D.; Schwarz, R. *Synlett* **1993**, 369–374.
- (10) Comins, D. L.; LaMunyon, D. H. *J. Org. Chem.* **1992**, *57*, 5807–5809.
- (11) Olah, G. A.; Narang, S. C. *Tetrahedron* **1982**, *38*, 2225–2277.
- (12) Comins, D. L.; Zhang, Y.; Joseph, S. P. *Org. Lett.* **1999**, *1*, 657–659.
- (13) Retro-Michael and retro-Mannich-type processes have been reported previously on  $\beta$ -amino ketones. For examples, see: (a) Slosse, P.; Hootel, C. *Tetrahedron* **1981**, *37*, 4287–4294. (b) Morley, C.; Knight, D. W.; Share, A. C. *J. Chem. Soc., Perkin Trans. 1* **1994**, 2903–2907. (c) Harrison, J. R.; O'Brien, P.; Porter, D. W.; Smith, N. M. *J. Chem. Soc., Perkin Trans. 1* **1999**, 3623–3631.
- (14) Diastereomeric conversion in these examples (**22** and **23**) may be explained by simple enolization.
- (15) Studies are underway to clearly determine how this protocol is able to suppress the diastereomeric interconversion.
- (16) Under anhydrous conditions or when a sterically demanding alcohol was employed as solvent (e.g., *s*-BuOH), **29** was recovered and formation of **3** was not observed. An alternative pathway to **3**, suggested by Professor Barry M. Trost, involves addition of a carboxylate anion to **29** (eq 2). The poor solubility of this nucleophile in *s*-BuOH or other anhydrous solvents (THF or CH<sub>2</sub>Cl<sub>2</sub>) could account for these observations.



- (17) When ynone **2** was subjected to reaction conditions, near quantitative conversion to **30** was observed (eq 3).



JA0609046