

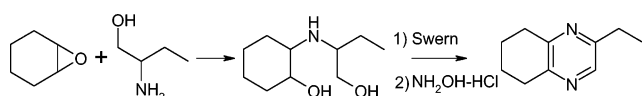
Synthesis of Symmetrical and Unsymmetrical Pyrazines

Douglass F. Taber,* Peter W. DeMatteo,
and Karen V. Taluskie

Department of Chemistry and Biochemistry, University of
Delaware, Newark, Delaware 19716

taberdf@udel.edu

Received September 19, 2006



Opening of representative epoxides with 1,2-amino alcohols delivered the amino diols. The product amino diols were then oxidized under Swern conditions. The amino diketones so prepared were not isolated, but were condensed directly with hydroxylamine to give the substituted pyrazines.

Pyrazines are important as intermediates for fragrances,¹ pharmaceuticals,² and agricultural chemicals.³ Remarkably, given the importance of other aromatic heterocycles in medicinal chemistry, there are fewer than 100 trialkyl-substituted pyrazines in the SciFinder database. This is due, not to lack of interest on the part of the pharmaceutical community, but to limited methods for their preparation.⁴

In the course of other work, we had occasion to briefly explore the coupling of epoxides with 1,2-aminodiol. The coupled products could then be oxidized under Swern conditions and condensed with NH_2OH to give pyrazines.⁵ Herein we report our results.

(1) Maga, J. A.; Sizer, C. E. *J. Agric. Food Chem.* **1973**, *21*, 22.

(2) (a) Nie, S. Q.; Kwan, C. Y.; Epand, R. M. *Eur. J. Pharmacol. Mol. Pharmacol. Sect.* **1993**, *244*, 15. (b) Palacios, F.; Retana, A. M. O.; Munain, R. L. *Org. Lett.* **2002**, *4*, 2405. (c) McCullough, K. L. In *Heterocyclic Compounds. Rodd's Chemistry of Carbon Compounds*, 2nd ed., 2nd supplement; Sainsbury, M., Ed.; Elsevier: Amsterdam, The Netherlands, 2000; Vol. 4, Parts I–J, p 99. (d) Urban, S.; Hickford, S. J. H.; Blunt, J. W.; Munro, M. H. G. *Curr. Org. Chem.* **2000**, *4*, 765. (e) Ohta, A.; Aoyagi, Y. *Rev. Het. Chem.* **1998**, *18*, 141. (f) Sato, N. I. *Comprehensive Heterocyclic Chemistry II*; Katritzky, A. R., Rees, C. W., Boulton, A. J., Eds.; Elsevier: Oxford, UK, 1996; Vol. 6, p 233.

(3) (a) Fales, H. M.; Blum, M. S.; Southwick, E. W.; William, D. L.; Roller, P. P.; Don, A. W. *Tetrahedron* **1988**, *44*, 5045. (b) Tecle, B.; Sun, C. M.; Borphy, J. J.; Toia, R. F. *J. Chem. Ecol.* **1987**, *13*, 1811. (c) Wheeler, J. W.; Avery, J.; Olubajo, O.; Shamim, M. T.; Storm, C. B. *Tetrahedron* **1982**, *38*, 1939. (d) Brown, W. V.; Moore, B. P. *Insect Biochem.* **1979**, *9*, 451. (e) Cross, J. H.; Byler, R. C.; Ravid, U.; Silverstein, R. M.; Robinson, S. W.; Baker, P. M.; DeOliveira, J. S.; Jutsum, A. R.; Cherrett, J. M. *J. Chem. Ecol.* **1979**, *5*, 187. (f) Oldham, N. J.; Morgan, E. D. *J. Chem. Soc., Perkin Trans. 1* **1993**, 2713.

(4) For leading references to methods for the preparation of alkyl-substituted pyrazines, see: (a) Ohta, A.; Itoh, R.; Kaneko, Y.; Koike, H.; Yuasa, K. *Heterocycles* **1989**, *29*, 939. (b) Heathcock, C. H.; Smith, S. C. *J. Org. Chem.* **1994**, *59*, 6828. (c) Guo, C.; Bhandaru, S.; Fuchs, P. L. *J. Am. Chem. Soc.* **1996**, *118*, 10672. (d) Drogemüller, M.; Flessner, T.; Jautelat, R.; Scholz, U.; Winterfeldt, E. *Eur. J. Org. Chem.* **1998**, 2811. (e) Elmaaty, T. A.; Castle, L. W. *Org. Lett.* **2005**, *7*, 5529. (f) Buchi, G.; Galindo, J. *J. Org. Chem.* **1991**, *56*, 2605.

(5) Higasio, Y. S.; Shoji, T. *Appl. Catal., A* **2001**, *221*, 197.

Epoxide Opening. It is important to note that the hydrogen-bonded amino alcohol is much less nucleophilic, perhaps due to intramolecular hydrogen bonding, than is an isolated amine. We initially had difficulty finding conditions for the epoxide opening. We heated cyclohexene oxide and 2-amino-3-phenyl-1-propanol under solvent-free conditions, but after 7 days only starting materials were visible by TLC. While LiClO_4 and $\text{BF}_3 \cdot \text{OEt}_2$ failed to activate the epoxide, the addition of a catalytic amount of $\text{Yb}(\text{OTf})_3$ to the reaction⁶ facilitated an easy transformation to the amino diol. This is thought to be due to the oxophilicity of the early lanthanides. Further investigations later showed that identical loading of LiBr^7 under solvent-free conditions effected an even faster transformation to the amino diol.

When an activated epoxide such as **1b** was used (entries 3 and 4, Table 1), additions were carried out without catalyst. Indeed, if catalysts were added, an increased amount of the undesired regioisomer was observed.

Oxidation and Pyrazine Formation. We carried out our initial investigations with 2,2'-bis(cyclohexanol)amine (**3e**). This amino diol provided a fine platform for the elucidation of oxidation strategies. Amino diol **3e** was readily prepared by Taguchi's procedure,⁸ combining cyclohexene oxide and aqueous ammonia.

The Jones reagent,^{9a} Dess–Martin periodinane,^{9b} and the Swern reaction with trifluoroacetic anhydride^{9c} each failed to produce the desired amino diketone. The Swern reaction utilizing oxalyl chloride¹⁰ gave some promising results, but incomplete conversion of amino diols (indicated by the presence of amino diol by TLC after workup) proved to be troublesome. When the oxidations were performed at or near the upper temperature limit of -10°C with an excess of oxidant, the reactions went to completion.

The organic extract from the workup of the oxidation was dried over Na_2SO_4 , then directly added to a refluxing solution of ethanolic $\text{NH}_2\text{OH} \cdot \text{HCl}$. The reaction flask was fitted with an air condenser that allowed the CH_2Cl_2 to distill out over the course of the cyclization. The brown mixture so produced could then be subjected to acid/base extraction, or evaporated directly onto silica gel for chromatography, to give the product pyrazines (Table 1).

Alternatively, it was not necessary to purify the intermediate amino diol. The amino alcohol **2a** was coupled with the epoxide **1a**. The crude amino diol **3a** was carried directly to Swern oxidation, followed by condensation with $\text{NH}_2\text{OH} \cdot \text{HCl}$. The overall yield of the pyrazine **4a** from **2a** was slightly improved (10.1% vs 7.8%) and the procedure was easily scaled.

(6) Chini, M.; Crotti, P.; Favero, L.; Macchia, F.; Pineschi, M. *Tetrahedron Lett.* **1994**, *35*, 433.

(7) Chakraborti, A. K.; Rudrawar, S.; Kondaskar, A. *Eur. J. Org. Chem.* **2004**, 3597.

(8) Taguchi, T.; Hayashida, K. *J. Am. Chem. Soc.* **1958**, *80*, 2522.

(9) (a) Mueller, R. H.; DiPardo, R. M. *J. Org. Chem.* **1977**, *42*, 3210. (b) Dess, D. B.; Martin, J. C. *J. Am. Chem. Soc.* **1991**, *113*, 7277. (c) Omura, K.; Sharma, A. K.; Swern, D. *J. Org. Chem.* **1976**, *41*, 957.


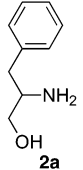
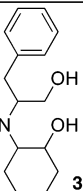
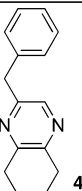

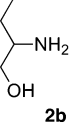
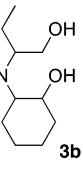
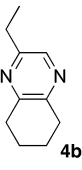
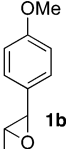
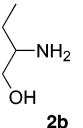
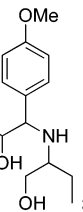
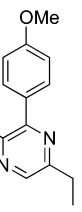
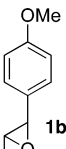
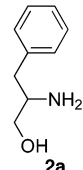
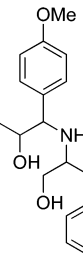
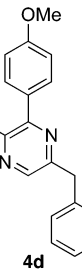

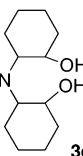
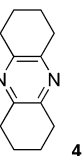
(10) Mancuso, A. J.; Huang, S.; Swern, D. *J. Org. Chem.* **1978**, *43*, 2480.

(11) Vitzthum, O. G.; Werkhoff, P. *J. Agric. Food Chem.* **1975**, *23*, 510.

(12) Suzuki, H.; Kawaguchi, T.; Takaoka, K. *Bull. Chem. Soc. Jpn.* **1986**, *59*, 665.

(13) ^{13}C multiplicities were determined with the aid of a JVERT pulse sequence, differentiating the signals for methyl and methine carbons as "d", from methylene and quaternary carbons as "u".

TABLE 1. Preparation of Pyrazines

Epoxide	Amino alcohol	Amino diol (%)	Pyrazine (%)
1 		 34	 23
2 		 70	 15
3 		 36	 20
4 		 30	 15
5 	NH_3	 29	 43

^a Reference 11. ^b Reference 8. ^c Reference 12.

In conclusion, we have developed what appears to be a versatile route to symmetrical and unsymmetrical pyrazines. It is particularly noteworthy that the Swern oxidation of the aminodiols can be carried out without protection of the basic amines.

Experimental Section

Amino Diols 3b. In a 25-mL round-bottomed flask, (*R*)-(-)-2-amino-1-butanol (**2b**) (2.00 g, 23.5 mmol) was added to cyclohexene oxide (**1a**) (2.31 g, 23.6 mmol). To this was then added LiBr (102 mg, 5 mol %). The flask was sealed and the reaction was heated to 70 °C for 2 days, and then subjected to bulb-to-bulb distillation (100 °C, 2 mmHg) to remove unreacted amino alcohol and epoxide. The residue was chromatographed over basic alumina with a gradient of acetone in CH_2Cl_2 (0–60% in 20% increments) that had been saturated with NH_4OH . The eluent was dried over Na_2SO_4 , filtered with CH_2Cl_2 , and concentrated to give the diastereomeric mixture of amino diols **3b** (3.12 g, 70% yield) as a viscous, pale yellow oil. TLC: R_f 0.43 (5:44:1 MeOH/ CH_2Cl_2 / NH_4OH); IR (film) 3364, 2931, 2858, and 1450 cm^{-1} ; ^1H NMR (CD_3OD) δ 0.93 (t, J = 7.41 Hz, 3H), 1.11 (m, 1H), 1.27 (m, 3H), 1.52

(m, 2H), 1.69 (m, 2H), 1.94 (m, 2H), 2.38 (m, 1H), 2.60 (m, 1H), 3.23 (m, 1H), 3.48 (m, 2H); ^{13}C NMR (CD_3OD) δ d 10.12, 11.03, 58.36, 59.06, 61.88, 62.32, 74.72, 75.02; u 24.13, 25.62, 25.79, 26.38, 31.65, 32.00, 35.21, 35.30, 62.68, 64.81; HRMS calcd for $\text{C}_{10}\text{H}_{21}\text{NNaO}_2$ 210.147, obsd 210.147 [$\text{M} + \text{Na}$].

Pyrazine 4b. Oxalyl chloride (2.13 g, 14.0 mmol) diluted to 10 mL with CH_2Cl_2 was added to a 100-mL round-bottomed flask in a -40 °C bath. To this was added DMSO (1.31 g, 16.9 mmol, diluted to 10 mL with CH_2Cl_2) over the course of 1 min (gas evolution). Amino diols **3b** (200 mg, 1.07 mmol, in 10 mL of CH_2Cl_2) were then added. The reaction was allowed to proceed with the temperature being kept between -20 and -40 °C. After 2 h, 5 mL of triethylamine (35.8 mmol) was added (exotherm) to give a turbid yellow solution. The mixture was allowed to warm to 0 °C over the course of 30 min, and the mixture was then partitioned between water and CH_2Cl_2 . The combined organic extract was dried over Na_2SO_4 . TLC indicated the absence of amino diols **3b**. The CH_2Cl_2 solution was decanted into a 250-mL round-bottomed flask, to which was added 20 mL of absolute EtOH and $\text{NH}_2\text{OH}\cdot\text{HCl}$ (88 mg, 1.27 mmol). The round-bottomed flask was fitted with a distillation apparatus and the mixture was heated until the bulk of the CH_2Cl_2 had distilled out. The mixture was then kept at reflux for 2 h with an air condenser. The brown mixture was then concentrated onto flash silica gel and chromatographed on flash silica gel with a MTBE/PE gradient to give 88 mg of crude pyrazine **4b**. This was then further purified via TLC mesh chromatography (1:1 MTBE/PE) to give 25 mg of analytically pure pyrazine **4b** as a pale yellow oil, 15% yield overall from **3b**. TLC R_f 0.43 (MTBE); IR 2937, 1651, 1463, and 1386 cm^{-1} ; ^1H NMR (CD_3OD) δ 1.26 (t, J = 7.6 Hz, 3H), 1.88 (m, 4H), 2.73 (q, J = 7.6 Hz, 2H), 2.89 (m, 4H), 8.16 (s, 1H); ^{13}C NMR (CD_3OD) δ d 14.03, 140.44; u 22.69, 28.46, 31.55, 31.97, 149.95, 151.84, 155.29; HRMS calcd for $\text{C}_{10}\text{H}_{15}\text{N}_2$ 163.124, obsd 163.123 [M^+].

Telescoped Procedure: Pyrazine 4a. In a 25-mL sealed tube, *S*-(-)-2-amino-3-phenyl-1-propanol (**2a**) (3.0 g, 20 mmol) was combined with cyclohexene oxide (**1a**) (3.9 g, 40 mmol). LiBr (50 mg) was added and the flask was sealed. The reaction was maintained at 80 °C for 4 days, at which point the mixture was cooled to room temperature. NMR of the reaction mixture indicated complete consumption of **2a**. A 2.0-g portion of the reaction mixture was dissolved into 15 mL of CH_2Cl_2 and carried on to the oxidation/cyclization protocol.

Oxalyl chloride (6.87 mL, 80 mmol) was added to 100 mL of CH_2Cl_2 in a 250-mL round-bottomed flask at -78 °C. DMSO (7 mL, 90 mmol diluted to 20 mL with CH_2Cl_2) was added over the course of 3 min with gas evolution and apparent exotherm. The crude reaction mixture **3a** (2.0 g in 15 mL of CH_2Cl_2) was then added over the course of a minute. The reaction was allowed to proceed with the temperature being kept between -20 and -40 °C. After 2 h, the reaction was taken back to -78 °C and triethylamine (20 mL, 143 mmol) was then added with accompanying exotherm to give a turbid yellow solution. The mixture was kept at -78 °C for 15 min, then allowed to warm to 0 °C over the course of 30 min, at which point the mixture was then partitioned between 75 mL of a 1:1:1 (saturated NaCl, H_2O , 15% NaOH) solution and CH_2Cl_2 . The combined organic extract was dried over Na_2SO_4 . TLC indicated the absence of amino diols **3a**. The CH_2Cl_2 solution was decanted into a 250-mL round-bottomed flask, to which was added 25 mL of absolute EtOH and $\text{NH}_2\text{OH}\cdot\text{HCl}$ (880 mg, 12.7 mmol). The round-bottomed flask was fitted with a distillation apparatus and the mixture was heated until the bulk of the CH_2Cl_2 had distilled out. The mixture was then kept at reflux overnight with an air condenser. The resulting black solution was then concentrated onto flash silica gel and filtered through a plug of flash silica gel with 100 mL of MTBE to give 240 mg of crude pyrazine **4a**. This was then subjected to kugelrohr distillation (130 °C, 200 mbar) and the bottoms were chromatographed with a TLC mesh column (10–40% MTBE/PE, 50 mL/10% increment)

to give 103 mg of pyrazine **4a** as a pale yellow oil, 10.1% yield overall from the starting amino alcohol **2a**.

TLC R_f 0.56 (MTBE); IR (film) 2936, 1454, 1387, and 1126 cm^{-1} ; ^1H NMR (CDCl_3) δ 1.73 (m, 4H), 2.75 (m, 4H), 3.93 (s, 2H), 7.10 (m, 5H), 7.99 (s, 1H); ^{13}C NMR (CDCl_3) δ d 126.39, 128.47, 128.64, 128.76, 141.08; u 22.43, 29.52, 31.34, 31.78, 41.51, 138.52, 150.17, 151.95, 152.59; HRMS calcd for $\text{C}_{15}\text{H}_{15}\text{N}_2$ 223.124, obsd 223.124 [$\text{M} - \text{H}$].

Acknowledgment. This work was supported by the National Institutes of Health (GM 42056). We thank John Dykins of the University of Delaware for high-resolution mass spectroscopic analysis.

Supporting Information Available: General experimental procedures, experimental details, and spectra for all new compounds. This material is available free of charge via the Internet at <http://pubs.acs.org>.

JO061935M