

Synthesis of chiral sulfoximines derived from 3-aminoquinazolinones and their catalysis of enantioselective diethylzinc addition to aldehydes†

Semistan Karabuga,^a Murat Cakici,^b Cavit Kazaz,^b Ertan Sahin,^b Hamdullah Kilic^b and Sabri Ulukanli^{*c}

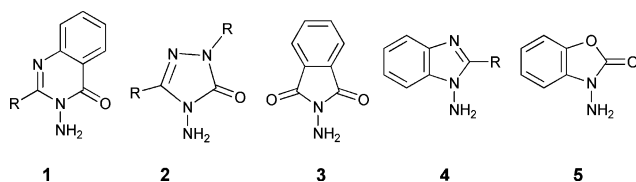
Received 19th July 2011, Accepted 30th August 2011

DOI: 10.1039/c1ob06205k

A series of sulfoxides were sulfoximinated using oxidative addition of 3-aminoquinazolinones by lead tetraacetate in the presence of hexamethyldisilazane. They were applied for the first time in catalytic enantioselective addition to aromatic aldehydes with a product enantiopurity (ee) of 92% in the case of 2-methoxybenzaldehyde.

1. Introduction

Oxidation of the family of *N*-aminoheterocycles **1–5**, with lead tetraacetate (LTA) in the presence of electron-rich and electron-deficient alkenes results in aziridines, often in excellent yields¹ (Scheme 1). Among these *N*-aminoheterocycles **1–5**, 3-aminoquinazolinones **1** (QN_H) have been the most extensively used.



Scheme 1

Quinazolinones and quinazolines are also present in naturally occurring alkaloids and play a crucial role in biological activity.^{2–5} Reagent^{6–10} or substrate-controlled¹¹ diastereoselective aziridination of alkenes can be accomplished by incorporation of a chiral centre into the 2-position of quinazolinone **1** or into the alkene. We have recently reported¹² that aziridination of allylic alcohols **6** using 2-ethyl-3-acetoxyaminoquinazolinone **7** (Q^NH₂OAc) as the aziridinating agent, gives aziridine diastereoselectivities of up to >99 : 1 (Scheme 2). This high *syn*-diastereoselectivity was presumed to result from hydrogen bonding between the hydrogen

of the hydroxyl group and the oxygen of quinazolinone carbonyl group as in **8**.

Sulfoximines are of considerable interest since they are substrates for conversion into biologically active molecules such as alkaloids^{13–19} and amino acids.^{20–23} Their chirality makes them potentially useful in stereoselective synthesis^{24–29} and new synthetic applications are currently being developed.^{20,27,30–36}; of particular interest is their bioactivity as tumour metastasis inhibitors.^{37–39} This growing interest is also focussed on their significant potential in asymmetric synthesis^{24–29} and new synthetic applications are currently being developed.^{20,27,30–36} Bolm and Okamura have studied the catalytic applications of a new class of sulfoximine ligands and their *N*-acylated derivatives.^{30,31,40} A synthetically valuable NH-sulfoximines procedure has been developed by Yudin by electrochemical sulfoximation of sulfoxide using *N*-aminophthalimide followed by cleavage of the N–N bond.⁴¹

In 1996, Bolm's group introduced sulfoximine as an enantiopure ligand in a Pd complex-catalyzed asymmetric allylation reaction, yielding the product with 73% ee.⁴² Subsequently, Bolm and others⁴³ developed a series of enantiopure sulfoximines **10–13** (Scheme 3) for use in Diels–Alder,^{28,44} carbonyl-ene,^{45,46} asymmetric hydrogenation,^{27,47} Mukaiyama aldol,^{26,48,49} and trimethylsilylcyanation of aldehyde⁵⁰ reactions as well as enantioselective conjugate addition of diethylzinc to chalcones.⁵¹

In this paper we describe, in detail, the imination of sulfoxides using 3-aminoquinazolinones and their catalysis of (enantioselective) diethylzinc addition to aldehydes.

2. Results and Discussions

We recently communicated that in sulfoximation of sulfoxide using Q^NH₂OAc **7**, yields are improved by the presence of hexamethyldisilazane (HMDS)⁵² (Scheme 4). Initially, DMSO was converted into sulfoximine at –18 °C in only 35% yield using an equimolar molar of Q^NH₂OAc **7**, as well as QH **6** which is a by-product in the aziridination of electron-deficient alkenes.^{11,53}

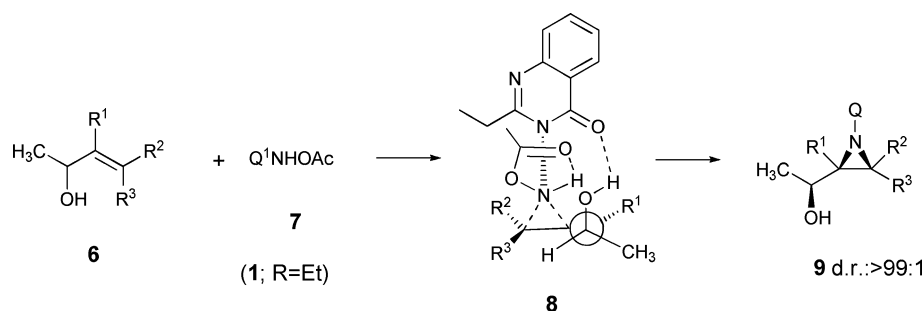
In this sulfoximation, competitive decomposition of Q^NH₂OAc **7** (stable at <0 °C) is a consequence of the acetic acid (AcOH) produced in the acetoxylation of 3-aminoquinazolinone

^aDepartment of Chemistry, Faculty of Science and Letters, Kahramanmaraş Sutcu Imam University, 46100, Kahramanmaraş, Turkey

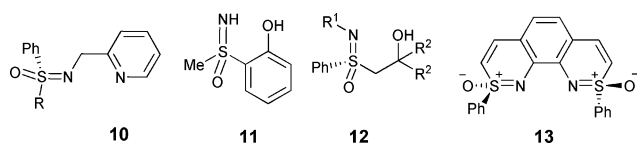
^bDepartment of Chemistry, Faculty of Science, Ataturk University, 25240, Erzurum, Turkey

^cDepartment of Chemistry, Faculty of Science and Letters, Osmaniye Korkut Ata University, Karacaoglan Campus, 80000, Osmaniye, Turkey. E-mail: sabriulukanli@osmaniye.edu.tr; Fax: 0090 3288251030; Tel: 0090 3288271000

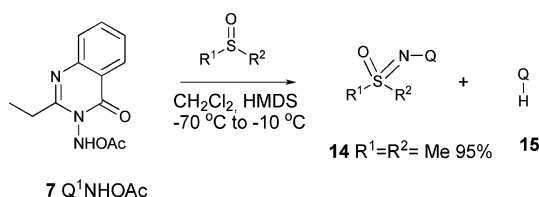
† Electronic supplementary information (ESI) available: ¹H and ¹³C NMR spectra, HPLC data and crystal structure determination. CCDC reference number 818097. For ESI and crystallographic data in CIF or other electronic format see DOI: 10.1039/c1ob06205k



Scheme 2

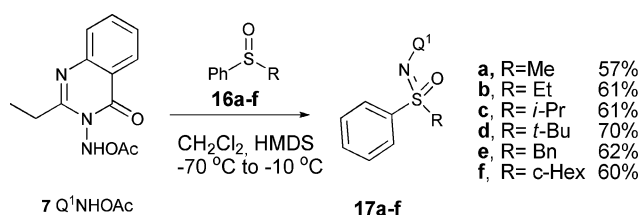


Scheme 3



Scheme 4

1 (R = Et) and in the sulfoximination steps. Using HMDS (2 eq) to scavenge AcOH, increasing to 2 eq the ratio of DMSO (2 eq) and lowering the reaction temperature to -70°C then finishing the reaction at -10°C gave the product **14** as crystalline solid in 95% yield (see General procedure in Experimental section). A number of alkyl phenyl sulfoxides were then iminated (Scheme 5) with is modified procedure described above using $\text{Q}^1\text{NHOAc} **7** and giving the sulfoximines shown up to 70% isolated yields.$



Scheme 5

The advantage of using 3-aminoquinazolinones **1** over *N*-aminoheterocycles **2–5** in aziridination of alkenes is the ease of incorporation of a chiral centre into its 2-position, which makes available aziridines in enantiopure form.¹ For this reason, and as part of our program devoted to the study of this new sulfoximination process, we were keen on devising a diastereoselective version of this reaction.

Thus, imination of methyl phenyl sulfoxide **16a** with **19** gave the product **20** in 66% yield (Scheme 6). An NMR spectrum of the crude product showed a 1.3:1 ratio of sulfoximine diastereoisomers (**20a** and **20b**) from comparison of methyl signal intensity at the sulfur chiral centre at δ 3.36 and 3.32 ppm respectively. Unreacted methyl phenyl sulfoxide **16a** from this

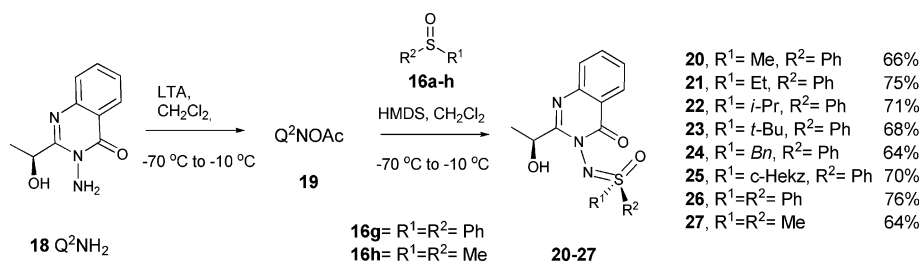
reaction indicated a predominance of the (*R*)-sulfoxide by HPLC analysis using chiral column (Chiralcel OD-H). Hence the absolute configuration of the major sulfoximine (**20a**) diastereoisomer is *S* as displayed in Scheme 6. As was previously known, reagent-controlled diastereoselective aziridination of styrene with (*S*)-*tert*-leucine derived 3-aminoquinazolinone **30** (Q^3NH_2) gave a 1:1.5 ratio of aziridine diastereoisomers. However, when this aziridination was repeated in the presence of $\text{Ti}(\text{OPr}^i)_4$, this ratio of aziridines is $>50:1$. The same enhanced diastereoselectivities were also obtained for butadiene and indene derived aziridines.^{54,55}

Repetition of our sulfoximination reaction using $\text{Ti}(\text{OPr}^i)_4$ present, however gave no enhancement of diastereoselectivity (d.r. 1:1) from comparison of the same signals previously compared in the ^1H NMR spectrum of the sulfoximine. Separation of minor **20a** (R_f 0.2) and major (R_f 0.12) sulfoximine **20b** diastereoisomers as colourless oils was accomplished by chromatography over silica. Alkyl phenyl sulfoxides **16b–h** were then iminated under the same reaction conditions and the diastereoisomer ratios of the resulting sulfoximines measured by NMR but in every case a 1:1 ratio was obtained.

Each of the crude diastereomeric sulfoximines was then chromatographed over silica and separated as single oily or solid diastereoisomers except **22** and **25**. Enrichment of the phenylcyclohexylsulfoximine **25** to a 95:5 ratio of diastereoisomers was achieved by crystallisation from ethanol. A single crystal of sulfoximine diastereoisomer **23a** suitable for X-ray crystal structure determination was also prepared by crystallisation from ethanol. The compound **23a** crystallizes in the monoclinic non-centrosymmetric chiral space group $P2_1$ with four molecules in the unit cell. It has the configuration shown in Fig. 1, which is the (*S*)-configuration at the chiral center (related to the asymmetric C atom at C19 and C19') and related *R*-chiral sulfoxides was assigned [Flack parameter x : $-0.012(0.06)$].

Absolute configuration of *N*-phthalimidulosulfoximines and related (*S*)-chiral sulfoxides has previously been assigned by exciton-coupled circular dichroism.⁵⁶ Sulfoximines prepared from *N*-aminophthalimide and sulfoxides are believed to be formed with retention of configuration at sulfur.

We prepared enantiopure (*S*)-*t*-butyl phenyl sulfoxide **23** by the procedure of Kagan⁵⁷ and iminated using $\text{Q}^3\text{NHOAc} **19** to give sulfoximine **23b**. The configuration at sulfur was retained in the sulfoximine product which is in agreement with the known configuration of the authentic samples as has been shown previously. The mechanism shown in Fig. 2 for $\text{Q}^3\text{NHOAc} **19** imination of sulfoxides is analogous to the Bartlett mechanism for$$



Scheme 6

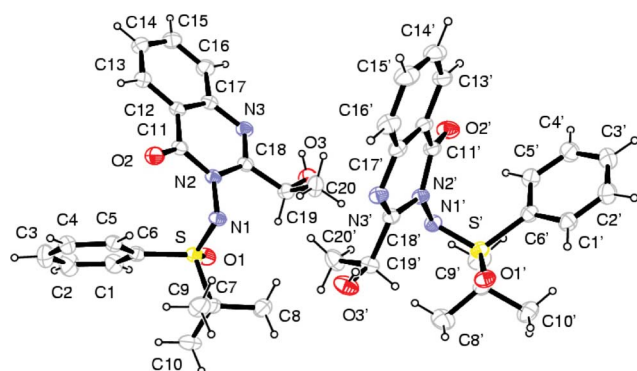


Fig. 1 An ORTEP drawing of the molecule **23a**. The asymmetric unit contains two independent molecules with nearly identical geometries. Displacement ellipsoids are drawn at the 40% probability level.

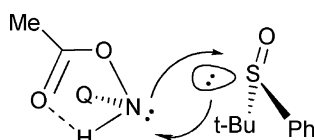


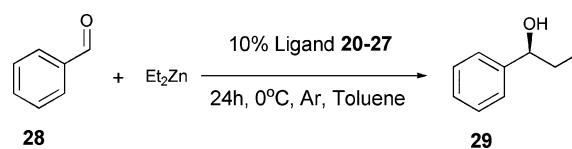
Fig. 2

mCPBA epoxidation of alkenes or for aziridination of electron rich alkenes *e.g.* styrene by Q^2NHOAc **19**.^{1,7}

To examine the performance of sulfoximines **20–27** as chiral ligands in catalytic enantioselective addition of alkylzinc reagents to aldehydes, we chose the addition of Et_2Zn to benzaldehyde **28** as a reference reaction (Scheme 7). The reaction was attempted at the temperature of 0 °C, 10% ligand, 2 eq of Et_2Zn and toluene as solvent and the results are shown in Table 1.

Table 1 Addition of diethylzinc to benzaldehyde in the presence of ligand **20–27**

Entry	Sulfoximine	ee (%)	Yield (%)	Configuration
1	20a <i>S,S</i>	42	56	<i>S</i>
2	20b <i>S,R</i>	50	94	<i>S</i>
3	21a	31	81	<i>S</i>
4	21b	47	94	<i>S</i>
5	22	58	53	<i>S</i>
6	23a <i>S,R</i>	45	99	<i>S</i>
7	23b <i>S,S</i>	62	99	<i>S</i>
8	24a	36	89	<i>S</i>
9	24b	44	91	<i>S</i>
10	25	57	53	<i>S</i>
11	26	61	99	<i>S</i>
12	27	24	85	<i>S</i>



Scheme 7

Examination of Table 1 shows the formation of enantiomerically enriched product 1-phenyl-1-propanol **29** in the presence of sulfoximine catalysts **23b**, and **26** in 62% and 61% ee respectively and in excellent yields (99%). The reaction when carried out using diastereomeric mixture (1 : 1) of sulfoximine **22** or of sulfoximine **25** (19 : 1), displayed almost the same enantioselection (58% and 57% ees).

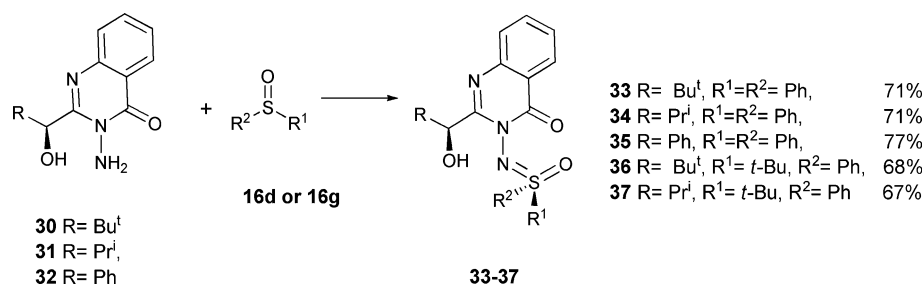
Different and better differentiated substituents on the chiral centre on the 2-position of the quinazolinones could give better diastereoselectivities for imination of sulfoxides and enantioselectivities in catalytic C–C bond formations. For this reason, we repeated the imination process of *t*-butyl phenyl sulfoxide and diphenyl sulfoxide using 3-aminoquinazolinones **30–32**^{55,58} (Scheme 8). In each case, *t*-butyl phenyl sulfoxide derived sulfoximines **36** and **37** contained 1 : 1 diastereoisomeric mixtures from analysis of their ¹H NMR spectra. Repetition of the catalytic enantioselective reaction as in Scheme 7 reveals slightly higher enantioselectivities using (*S*)-valin derived quinazolinone sulfoximine ligands **34** and **37b** (68% ee Table 2, Entries 2 and 7). There was no observation of enantioselection in formation of the corresponding alcohol, when mandelic acid derived quinazolinone sulfoximine **35** was used as ligand (Entry 3). Because of its easy preparation and purification, ligand **34** was used in subsequent variations of reaction conditions including the influence of the Lewis acid $Ti(OPr^i)_4$, solvent, temperature as well as ligand percentage.

Changing the reaction condition in presence of $Ti(OPr^i)_4$ (Entry 8) gave a lower ee. When the temperature was lowered to –20 °C (Entry 9), the reaction proceeded with good yield and with an ee somewhat higher than at 0 °C. The lowest enantioselectivity (18% ee) and product yield (3%) was achieved in the presence of THF as solvent. When the reaction was performed in Et_2O and the reaction temperature lowered to –40 °C, we obtained the best enantioselection (90% ee Entry 15). Increasing the temperature to ambient had adverse effects on the enantioselectivity (21% ee) (Entry 16). Decreasing to temperature to –70 °C gave a good enantioselectivity (89% ee) but the lowest product yield (21%) (Entry 17). Altering the mol equivalent of Et_2Zn (Entry 18 and 19) or of sulfoximine (Entry 20 and 21) gave no improvements in enantioselectivity.

Table 2 Et₂Zn addition benzaldehyde catalysed by **33–37**

Entry	Sulfoximine	Lewis acid	Temp. °C	Solvent	Ee (%)	Yield (%)	Configuration
1	33	—	0	Toluene	46	99	<i>S</i>
2	34	—	0	Toluene	68	97	<i>S</i>
3	35	—	0	Toluene	0	99	<i>S</i>
4	36a	—	0	Toluene	44	98	<i>R</i>
5	36b	—	0	Toluene	48	98	<i>S</i>
6	37a	—	0	Toluene	50	96	<i>S</i>
7	37b	—	0	Toluene	68	72	<i>S</i>
8	34	Ti(OPi) ₄	0	Toluene	51	94	<i>S</i>
9	34	Ti(OPi) ₄	−20	Toluene	77	92	<i>S</i>
10	34	Ti(OPi) ₄	−20	Hexane	76	99	<i>S</i>
11	34	Ti(OPi) ₄	−20	Et ₂ O	80	83	<i>S</i>
12	34	Ti(OPi) ₄	−20	THF	18	3	<i>S</i>
13	34	Ti(OPi) ₄	−20	CH ₂ Cl ₂	61	57	<i>S</i>
14	34	Ti(OPi) ₄	−20	Dioxane	72	85	<i>S</i>
15	34	Ti(OPi) ₄	−40	Et ₂ O	90	67	<i>S</i>
16	34	Ti(OPi) ₄	rt	Et ₂ O	21	98	<i>S</i>
17	34	Ti(OPi) ₄	−70	Et ₂ O	89	11	<i>S</i>
18	34^a	Ti(OPi) ₄	−40	Et ₂ O	80	70	<i>S</i>
19	34^b	Ti(OPi) ₄	−40	Et ₂ O	90	52	<i>S</i>
20	34^c	Ti(OPi) ₄	−40	Et ₂ O	77	64	<i>S</i>
21	34^d	Ti(OPi) ₄	−40	Et ₂ O	91	63	<i>S</i>

^a 3 eq Et₂Zn; ^b 1.5 eq Et₂Zn; ^c 5% ligand used; ^d 20% ligand used;

**Scheme 8** Synthesis of ligands **33–37**.

We then examined a number of aromatic aldehydes. The electron-poor *ortho*-, *meta*- and *p*-chlorobenzaldehydes and the electron-rich methoxybenzaldehydes gave enantioselectivities ranging between 81 and 92% ee and moderate to good yields of alcohols, except 4-methoxybenzaldehyde; 1-naphthaldehyde gave only 17% yield and 60% ee. Methyl substituted benzaldehydes produced moderate yields of alcohols and very good enantioselectivity (88% and 89% ees). As can be seen from the Table 3, the best ee and yield of alcohol was accomplished using 2-methoxybenzaldehyde.

3. Conclusion

In summary, we have described in detail a synthetically valuable way of making sulfoximines and evaluation of their catalytic enantioselective effect in Et₂Zn addition to aldehydes in the absence and presence of Ti(OPr)₄. It is noteworthy that the preferred sulfoximine **34** was easily synthesised in five steps in an overall yield (41%) without the need for chromatography. In general, the best results are obtained with benzaldehyde and 2-methoxybenzaldehyde with enantioselectivities 90% ee and 92% ee respectively.

Table 3 Et₂Zn addition aromatic aldehydes **28, 38–47** using ligand **34**

28, 38–47		29, 48–57	
Aldehyde	ee ^a (%)	Yield ^b (%)	Configuration ^c
benzaldehyde 28	90	67	<i>S</i>
2-chlorobenzaldehyde 38	81	42	<i>S</i>
3-chlorobenzaldehyde 39	89	54	—
4-chlorobenzaldehyde 40	85	50	<i>S</i>
2-methoxybenzaldehyde 41	92	73	<i>S</i>
3-methoxybenzaldehyde 42	87	28	<i>S</i>
4-methoxybenzaldehyde 43	58	5	<i>S</i>
3-methylbenzaldehyde 44	89	55	<i>S</i>
4-methylbenzaldehyde 45	88	63	<i>S</i>
1-naphthaldehyde 46	60	17	<i>S</i>
2-pyridinecarboxaldehyde 47	5	99	—

^a Determined by GC using a β-dex (30 m × 0.25 mm × 0.25 μm) column.

^b Isolated yields. ^c Assigned by comparison of the chromatogram with those reported in the literature.^{59–62}

4. Experimental

Melting points (°C) were obtained in an Electrothermal 9100 apparatus and are uncorrected. ^1H and ^{13}C NMR spectra were performed on a Varian Mercury spectrometer at 400 and 100 MHz in CDCl_3 with tetramethylsilane as an internal standard and signals are evaluated using MestreC computer software. Elemental analysis was recorded on a LECO CHNS 932 elemental analyzer and IR spectra of all compounds were performed using Perkin Elmer spectrometer. Mass spectra were recorded on a Kratos Concept 1H Magnetic Sector Mass Spectrometer at Leicester University. Optical rotations of *enantio*-enriched compounds were recorded on a Labart WZZ-2A and Berlingham Bentley ADP220 at 589 nm using sodium D line wavelength light at room temperature with a path length of 10 cm. Concentrations are quoted in g dm^{-3} and values given have units of $\text{g}^{-1}\text{L}^{-1}\times 10^3$. Enantiomeric excesses of alcohols were determined using a Hewlett-Packard 6850 gas chromatograph with a Supelco β -DEXTM column (30 m \times 0.25 mm \times 0.25 μm). Enantiomeric purity of ligands was determined by chiral HPLC (Hawlett Pachard 1200) analysis using an enantiopure stationary phase (Daicel Chiralcel OD-H), eluting with *i*-PrOH-hexane, and using UV detection at 254 nm. All crude products were examined by Thin Layer Chromatography (TLC) prior to purification. TLC was performed on silica gel 60 F₂₅₄ on aluminium sheets with a 0.2 mm layer manufactured by Merck & Co and the visualising agent was UV fluorescence (254 nm). The Chromatotron (Harrison Research California) used for purification was model 7024T with circular Kieselgel 60 PF₂₅₄ silica plates. Silica gel (230–400 mesh, supplied by Fluka) chromatographic purification was performed using silica packed glass columns (various sizes). The amount of silica used was approximately 40–60 times by weight relative to material applied to the column. The eluting solvents (hexane:ethyl acetate mixture in all cases), were reagent grade and used as received. Low temperature experiments (–70 °C) were carried out using HAAKE 90 cryostat for controlling the reaction bath temperature.

General procedure 1 for sulfoximination using 2-ethyl-3-aminoquinazolinone 1

3-Amino-2-ethyl-quinazolinone **Q¹NH₂ 1** (0.3 g, 1.58 mmol) and acetic acid-free lead tetraacetate (LTA) (0.77 g, 1.75 mmol) were added alternately and continuously in very small portions over 15 min. to a vigorously stirred solution of dry dichloromethane (6 cm^3) at –40 °C. The mixture was then stirred for a further 5 min. to give a solution of the 3-acetoxyaminoquinazolinone. The temperature was lowered to –70 °C, before dropwise addition of dimethyl sulfoxide (0.25 g, 3.17 mmol) as a solution in dichloromethane (3 cm^3) containing HMDS (0.51 g, 3.17 mmol) and then the temperature of the solution allowed to rise to –10 °C (–1.5 to 2 h) with continuous stirring. Saturated aqueous sodium hydrogen carbonate (30 cm^3) was added and the mixture extracted with dichloromethane (3 \times 30 cm^3). The organic layer was separated, washed with water (3 \times 30 cm^3), dried with sodium sulfate and the solvent removed by evaporation under reduced pressure. The crude product crystallised on addition of ethanol to give sulfoximine **14** as a colourless solid (0.4 g, 95%) mp 130–132 °C (from ethanol) IR (in CH_2Cl_2 solution) $\nu_{\text{max}}/\text{cm}^{-1}$: 3479 w, 3011 w, 2929 w 1672 s, 1608 w, 1591 s and 1568 w. ^1H NMR

(CDCl_3 , 400 MHz): δ 1.24 (3H, t, J 7.3 Hz, CH_2CH_3), 2.97 (2H, q, J 7.3 Hz, CH_2CH_3), 3.22 (6H, s, CH_3SCH_3), 7.25 to 7.59 (3H, m, 6-H, 7-H, 8-H (Q)) and 8.09 (1H, ddd, J 8.1 Hz and 2.2 and 1.4 Hz, 5-H (Q)). ^{13}C NMR (CDCl_3 , 100 MHz): δ 10.8, 28.1, 42.7, 121.2, 126.1, 126.6, 127.2, 134.1, 146.7, 161.3 and 161.9). Elemental analysis calculated for $\text{C}_{12}\text{H}_{15}\text{N}_3\text{O}_2\text{S}$: C, 54.32, H, 5.70, N, 15.84, O, 12.06, S, 12.08%. Found: C, 54.35, H, 5.91, N, 15.95, S, 11.85%.

Sulfoximination of phenyl methyl sulfoxide using **Q¹NH₂ 1**

General procedure 1 was followed using **Q¹NH₂ 1** (0.3 g, 1.58 mmol), LTA (0.77 g, 1.75 mmol), HMDS (0.51 g, 3.17 mmol) and phenyl methyl sulfoxide **16a** (0.44 g, 3.17 mmol) in a solution in dichloromethane (6 cm^3). The crude product crystallised on addition of ethanol to give sulfoximine **17a** as a colourless solid (0.3 g, 57%) mp 145–147 °C (from ethanol) IR (in CH_2Cl_2 solution) $\nu_{\text{max}}/\text{cm}^{-1}$: 3586 w, 3064 w, 2974 w, 2934 w 1672 s, 1591 s and 1568 w. ^1H NMR (CDCl_3 , 400 MHz): δ 1.35 (3H, t, J 7.3 Hz, CH_2CH_3), 3.17 (2H, m, CH_2CH_3), 3.31 (3H, s, PhSCH_3), 7.39 to 7.75 (6H, m, 6-H, 7-H, 8-H (Q) and 3H (Ph)), 8.21 (1H, dd, J 8.2 Hz and 1.1 Hz, 5-H (Q)) and 8.33 (2H, dd, 8.4 Hz and 1.7 Hz, 2H (Ph)). ^{13}C NMR (CDCl_3 , 100 MHz): δ 10.8, 28.2, 43.8, 121.3, 126.2, 127.3, 128.8, 129.6, 134.1, 137.3, 146.8, 161.5 and 161.8). Elemental analysis calculated for $\text{C}_{17}\text{H}_{17}\text{N}_3\text{O}_2\text{S}$: C, 62.36, H, 5.23, N, 12.83, O, 9.77, S, 9.79%. Found: C, 62.13, H, 5.35, N, 12.97, S, 9.87%.

Sulfoximination of phenyl ethyl sulfoxide using **Q¹NH₂ 1**

General procedure 1 was followed using **Q¹NH₂ 1** (0.2 g, 1.1 mmol), LTA (0.52 g, 1.16 mmol), HMDS (0.34 g, 2.12 mmol) and phenyl ethyl sulfoxide **16b** (0.33 g, 2.12 mmol) in a solution in dichloromethane (6 cm^3). The crude product crystallised on addition of ethanol to give sulfoximine **17b** as a colourless solid (0.22 g, 61%) mp 155–157 °C (from ethanol) IR (in CH_2Cl_2 solution) $\nu_{\text{max}}/\text{cm}^{-1}$: 3494 w, 3065 w, 2978 w, 2937 w, 2875 w 1675 s, 1592 w and 1568 w. ^1H NMR (CDCl_3 , 400 MHz): δ 1.21 (3H, t, J 7.6 Hz, SCH_2CH_3), 1.34 (3H, t, J 7.3 Hz, QCH_2CH_3), 3.2 (2H, m, QCH_2CH_3), 3.51 (3H, m, SCH_2CH_3), 7.25 to 7.72 (6H, m, 6-H, 7-H, 8-H (Q) and 3H (Ph)), 8.17 (1H, ddd, J 8.4, 2.2 and 0.7 Hz, 5-H (Q)) and 8.24 (2H, ddd, 8.4, 6.9 and 1.4 Hz, 2H (Ph)). ^{13}C NMR (CDCl_3 , 100 MHz): δ 8.2, 10.9, 28.3, 50.1, 121.2, 126.1, 126.8, 127.2, 129.4, 129.5, 134.0, 134.2, 135.5, 146.8, 161.5 and 162.0). Elemental analysis calculated for $\text{C}_{18}\text{H}_{19}\text{N}_3\text{O}_2\text{S}$: C, 63.32, H, 5.61, N, 12.31, O, 9.37, S, 9.39%. Found: C, 63.37, H, 5.68, N, 12.43, S, 9.36%.

Sulfoximination of phenyl isopropyl sulfoxide using **Q¹NH₂ 1**

General procedure 1 was followed using **Q¹NH₂ 1** (0.2 g, 1.1 mmol), LTA (0.52 g, 1.16 mmol), HMDS (0.34 g, 2.12 mmol) and phenyl isopropyl sulfoxide **16c** (0.36 g, 2.12 mmol) in a solution in dichloromethane (6 cm^3). The crude product crystallised on addition of ethanol to give sulfoximine **17c** as a colourless solid (0.23 g, 61%) mp 119–121 °C (from ethanol) IR (in CH_2Cl_2 solution) $\nu_{\text{max}}/\text{cm}^{-1}$: 3064 w, 2978 w, 2936 w, 2873 w, 1678 s, 1591 s and 1568 w. ^1H NMR (CDCl_3 , 400 MHz): δ 1.22 (3H, d, J 6.9 Hz, CH_3CHCH_3), 1.35 (3H, t, J 7.3 Hz, QCH_2CH_3), 1.48 (3H, d, J 6.9 Hz, CH_3CHCH_3), 3.16 (2H, m, QCH_2CH_3), 3.87 (1H, m, CH_3CHCH_3), 7.27 to 7.76 (6H, m, 6-H, 7-H, 8-H (Q) and 3H

(Ph)), 8.25 (3H, m, 5-H (Q)) and 2H (Ph)). ^{13}C NMR (CDCl_3 , 100 MHz): δ 11.0, 16.1, 17.3, 28.6, 29.3, 57.5, 121.2, 125.9, 126.7, 127.0, 129.4, 129.1, 129.7, 133.7, 133.8, 146.6, 161.4 and 161.5). Elemental analysis calculated for $\text{C}_{19}\text{H}_{21}\text{N}_3\text{O}_2\text{S}$: C, 64.20, H, 5.95, N, 11.82, O, 9.00, S, 9.02%. Found: C, 64.24, H, 6.09, N, 11.92, S, 8.82%.

Sulfoximation of phenyl *tert*-butyl sulfoxide using Q^1NH_2

General procedure 1 was followed using Q^1NH_2 **1** (0.15 g, 0.8 mmol), LTA (0.38 g, 0.87 mmol), HMDS (0.25 g, 1.58 mmol) and phenyl *tert*-butyl sulfoxide **16d** (0.25 g, 1.38 mmol) in a solution in dichloromethane (6 cm^3). The crude product crystallised on addition of ethanol to give sulfoximine **17d** as a colourless solid (0.18 g, 60%) mp 127–128 °C (from ethanol) IR (in CH_2Cl_2 solution) $\nu_{\text{max}}/\text{cm}^{-1}$: 3065 w, 2977 w, 2934 w 1679 s, 1591 s and 1568 w. ^1H NMR (CDCl_3 , 400 MHz): δ 1.38 (3H, t, J 7.3 Hz, QCH_2CH_3), 1.53 (9H, s, Bu), 3.10–3.36 (2H, m, QCH_2CH_3), 7.24 to 7.69 (6H, m, 6-H, 7-H, 8-H (Q) and 3H (Ph)), 8.03 (1H, dd, J 7.69 and 1.1 Hz, 5-H (Q)) and 8.10 (2H, dd, 8.7, and 1.4 Hz, 2H (Ph)). ^{13}C NMR (CDCl_3 , 100 MHz): δ 11.2, 24.6, 28.8, 63.7, 121.3, 125.7, 126.7, 126.8, 128.6, 131.4, 133.6, 134.9, 135.1, 146.4, 161.2 and 161.5). Elemental analysis calculated for $\text{C}_{20}\text{H}_{23}\text{N}_3\text{O}_2\text{S}$: C, 65.01, H, 6.27, N, 11.37, O, 8.66, S, 8.68%. Found: C, 65.04, H, 6.22, N, 11.50, S, 8.51%.

Sulfoximation of phenyl benzyl sulfoxide using Q^1NH_2

General procedure 1 was followed using Q^1NH_2 **1** (0.2 g, 1.1 mmol), LTA (0.52 g, 1.16 mmol), HMDS (0.34 g, 2.12 mmol) and phenyl benzyl sulfoxide **16e** (0.46 g, 2.12 mmol) in a solution in dichloromethane (6 cm^3). The crude product crystallised on addition of ethanol to give sulfoximine **17e** as a colourless solid (0.25 g, 62%) mp 136–138 °C (from ethanol) IR (in CH_2Cl_2 solution) $\nu_{\text{max}}/\text{cm}^{-1}$: 3064 w, 2936 w, 2858 w, 1678 s, 1608 w, 1591 s and 1568 w. ^1H NMR (CDCl_3 , 400 MHz): δ 1.31 (3H, t, J 7.3 Hz, QCH_2CH_3), 3.11 (2H, m, QCH_2CH_3), 4.71 (2H, s, PhCH_2), 6.93 (2H, dd, J 6.9 and 1.4 Hz, 2H (Ph)), 7.12 to 7.72 (9H, m, 6-H, 7-H, 8-H (Q) and 6H (Ph)), 7.99 (2H, ddd, 8.4, 2.9 and 1.8 Hz, 2H (Ph)) and 8.22 (1H, ddd, J 8.4, 7.3 and 0.7 Hz, 5-H (Q)). ^{13}C NMR (CDCl_3 , 100 MHz): δ 10.9, 28.2, 62.6, 121.3, 126.2, 126.8, 127.3, 128.0, 128.6, 129.0, 129.2, 129.6, 131.2, 134.1, 134.2, 135.0, 146.8, 161.6 and 162.2). Elemental analysis calculated for $\text{C}_{23}\text{H}_{21}\text{N}_3\text{O}_2\text{S}$: C, 68.46, H, 5.25, N, 10.41, O, 7.93, S, 7.95%. Found: C, 68.26, H, 5.28, N, 10.50, S, 7.94%.

Sulfoximation of phenyl *c*-hexyl sulfoxide using Q^1NH_2

General procedure 1 was followed using Q^1NH_2 **1** (0.2 g, 1.1 mmol), LTA (0.52 g, 1.16 mmol), HMDS (0.34 g, 2.12 mmol) and phenyl *c*-hexyl sulfoxide **16f** (0.44 g, 2.12 mmol) in a solution in dichloromethane (6 cm^3). The crude product crystallised on addition of ethanol to give sulfoximine **17f** as a colourless solid (0.29 g, 70%) mp 161–163 °C (from ethanol) IR (in CH_2Cl_2 solution) $\nu_{\text{max}}/\text{cm}^{-1}$: 3480 w, 3064 w, 3031 w, 2981 w, 2936 w, 2874 w, 1672 s, 1608 w, 1592 s and 1568 w. ^1H NMR (CDCl_3 , 400 MHz): δ 1.07–1.91 (9H, m, 9H(*c*-Hex)), 1.35 (3H, t, J 7.3 Hz, QCH_2CH_3), 2.42 (1H, dd, J 12.4 and 6.9 Hz, 1H (*c*-Hex)), 3.17 (2H, m, QCH_2CH_3), 3.59 (1H, m, SCH), 7.28–7.65 (6H, m, 6-H, 7-H, 8-H (Q) and 3H (Ph)), 8.08 (3H, m, 2H (Ph)) and 5-H

(Q)). ^{13}C NMR (CDCl_3 , 100 MHz): δ 11.1, 25.2, 25.52, 25.56, 25.89, 26.6, 28.6, 64.7, 121.3, 125.8, 126.8, 126.9, 129.0, 129.8, 133.6, 133.7, 136.1, 146.6, 161.5 and 162.6). Elemental analysis calculated for $\text{C}_{22}\text{H}_{25}\text{N}_3\text{O}_2\text{S}$: C, 66.81, H, 6.37, N, 10.62, O, 8.09, S, 8.11%. Found: C, 66.46, H, 6.45, N, 10.78, S, 8.18%.

Sulfoximation of dimethyl sulfoxide using Q^2NH_2

General procedure 1 was followed using Q^2NH_2 **18** (0.3 g, 1.46 mmol), LTA (0.71 g, 1.61 mmol), HMDS (0.34 g, 2.12 mmol) and DMSO **16h** (0.23 g, 2.93 mmol) in a solution in dichloromethane (5 cm^3). The crude product was then chromatographed over silica and eluting with hexane–ethyl acetate 1 : 1 gave sulfoximine **27** (R_f 0.23) as a colourless oil (0.26 g, 64%). $[\alpha]_D^{25} = +46.7$ (c = 0.87, CHCl_3), (Found: MH^+ 282.0908. $\text{C}_{12}\text{H}_{17}\text{N}_3\text{O}_3\text{S}$ requires M 282.0912), IR (in CH_2Cl_2 solution) $\nu_{\text{max}}/\text{cm}^{-1}$: 3450 m, 3055 w, 2960 w, 2895 m, 2840 w, 1684 s, 1605 s and 1572 w. ^1H -NMR (CDCl_3 , 400 MHz): δ 1.57 (3H, d, J 6.4 Hz, CHOHCH_3), 3.34 (3H, s, CH_3SCH_3), 3.35 (3H, s, CH_3SCH_3), 4.36 (1H, d, J 6.4 Hz, CHOHCH_3), 5.27 (1H, m, CHOHCH_3), 7.47 (1H, t, J 7.3, 7-H, (Q)), 7.70–7.77 (2H, m, 6-H, 8-H (Q)) and 8.24 (1H, dd, J 1.1 Hz and 8.06 Hz, 5-H (Q)). ^{13}C -NMR (CDCl_3 , 100 MHz): δ 17.7, 21.5, 42.2, 42.6, 44.0, 44.2, 65.6, 68.1, 121.4, 121.8, 126.7, 126.8, 126.9, 127.1, 127.3, 127.9, 134.2, 134.4, 145.9, 146.3, 156.7, 161.1, 161.9, 170.8,

Sulfoximation of phenyl methyl sulfoxide using Q^2NH_2

General procedure 1 was followed using Q^2NH_2 **18** (0.2 g, 0.97 mmol), LTA (0.47 g, 1.07 mmol), HMDS (0.31 g, 1.94 mmol) and phenyl methyl sulfoxide **16a** (0.27 g, 1.95 mmol) in a solution in dichloromethane (6 cm^3) to give sulfoximine **20** as a colorless oil. The crude product contained a 1.3 : 1 ratio of sulfoximine diastereoisomers from comparison of signals at δ 3.36 and 3.32 in its NMR spectrum (see below). The crude product was then chromatographed over silica and eluting with hexane–ethyl acetate 2 : 1 gave minor sulfoximine **20a** diastereoisomer (R_f 0.2) as a colourless oil (0.1 g, 29%).

$[\alpha]_D^{25} -49.2$ (c 0.5, CHCl_3) (Found: MH^+ 344.1069. $\text{C}_{17}\text{H}_{18}\text{N}_3\text{O}_3\text{S}$ requires M 344.1069), IR (in CH_2Cl_2 solution) $\nu_{\text{max}}/\text{cm}^{-1}$: 3440 m, 3066 w, 2963 w, 2926 m, 2855 w, 1671 s, 1595 s and 1569 w. ^1H NMR (CDCl_3 , 400 MHz): δ 1.57 (3H, d, J 6.6 Hz, CHOHCH_3), 3.36 (3H, s, PhSCH_3), 5.37 (1H, q, J 6.6 Hz, CHOHCH_3) 7.39 to 7.75 (6H, m, 6-H, 7-H, 8-H (Q) and 3H (Ph)), 8.16 (1H, ddd, J 8.7 Hz, 1.4 Hz and 0.7 Hz, 5-H (Q)) and 8.33 (2H, dd, 8.4 Hz and 1.5 Hz, 2H (Ph)). ^{13}C NMR (CDCl_3 , 100 MHz): δ 20.9, 44.9, 66.1, 121.4, 126.8, 126.9, 127.4, 128.2, 129.6, 129.8, 134.3, 138.4, 145.9, 160.5 and 161.4).

Further elution with the same solvent mixture gave major sulfoximine **20b** diastereoisomer (R_f 0.12) as an oil (0.13 g, 37%). $[\alpha]_D^{25} -34.2$ (c 0.5, CHCl_3) (Found: MH^+ 344.1068. $\text{C}_{17}\text{H}_{18}\text{N}_3\text{O}_3\text{S}$ requires M 344.1069), IR (in CH_2Cl_2 solution) $\nu_{\text{max}}/\text{cm}^{-1}$: 3456 w, 2964 m, 2928 m, 1739 s, 1671 s, 1597 s and 1569 w. ^1H NMR (CDCl_3 , 400 MHz): δ 1.52 (3H, d, J 6.6 Hz, CHOHCH_3), 3.32 (3H, s, PhSCH_3), 5.38 (1H, q, J 6.6 Hz, CHOHCH_3) 7.43 to 7.76 (6H, m, 6-H, 7-H, 8-H (Q) and 3H (Ph)), 8.24 (1H, dd, J 8.1 Hz and 1.1 Hz, 5-H (Q)) and 8.33 (2H, dd, 8.8 Hz and 1.5 Hz, 2H (Ph)). ^{13}C NMR (CDCl_3 , 100 MHz): δ 21.8, 44.3, 65.6, 121.5,

126.8, 127.1, 127.3, 128.4, 129.8, 134.4, 134.5, 137.3, 145.9, 161.7 and 161.8).

Sulfoximination of phenyl ethyl sulfoxide using Q^2NH_2

General procedure 1 was followed using Q^2NH_2 **18** (2.2 g, 11.7 mmol), LTA (6.21 g, 14.03 mmol), HMDS (3.77 g, 23.37 mmol) and phenyl ethyl sulfoxide **16b** (3.6 g, 23.37 mmol) in a solution in dichloromethane (20 cm³) to give sulfoximine **21** as a colourless oil. The crude product contained a 1:1 ratio of sulfoximine diastereoisomers from comparison of signals at δ 1.53 and 1.60 in its NMR spectrum (see below). The crude product was then chromatographed over silica and eluting with hexane–ethyl acetate 2:1 gave one sulfoximine diastereoisomer **21a** (R_f 0.2) as a colourless oil (1.59 g, 38%). $[\alpha]_D -33.5$ (c 0.67, $CHCl_3$) (Found: MH^+ 358.1224. $C_{18}H_{20}N_3O_3S$ requires M 358.1225), IR (in CH_2Cl_2 solution) ν_{max}/cm^{-1} : 3436 m, 3065 w, 2978 m, 2933 m, 1675 s, 1595 s and 1569 w. 1H NMR ($CDCl_3$, 400 MHz): δ 1.19 (3H, t, J 7.3 Hz, CH_2CH_3), 1.53 (3H, d, J 6.6 Hz, $CHOHCH_3$), 3.51 (2H, m, CH_2CH_3), 5.39 (1H, q, J 6.6 Hz, $CHOHCH_3$) 7.41 to 7.74 (6H, m, 6-H, 7-H, 8-H (Q) and 3H (Ph)), 8.18 to 8.23 (3H, m, 5-H (Q)) and 2H (Ph)). ^{13}C NMR ($CDCl_3$, 100 MHz): δ 8.3, 21.8, 50.7, 65.6, 121.3, 126.8, 127.0, 127.2, 129.0, 129.6, 134.3, 134.4, 135.3, 145.8, 161.5 and 161.9). Further elution with the same solvent mixture gave other sulfoximine diastereoisomer **21b** (R_f 0.1) as an oil (1.56 g, 37%). $[\alpha]_D -57.4$ (c 0.42, $CHCl_3$) (Found: MH^+ 358.1225. $C_{18}H_{20}N_3O_3S$ requires M 358.1225), 1H NMR ($CDCl_3$, 400 MHz): δ 1.31 (3H, t, J 7.3 Hz, CH_2CH_3), 1.60 (3H, d, J 6.6 Hz, $CHOHCH_3$), 3.57 (2H, m, CH_2CH_3), 4.45 (1H, b, $CHOHCH_3$), 5.41 (1H, b, $CHOHCH_3$) 7.35 to 7.69 (6H, m, 6-H, 7-H, 8-H (Q) and 3H (Ph)), 8.11 (3H, d, 6.9 Hz, 5-H (Q)) and 2H (Ph)). ^{13}C NMR ($CDCl_3$, 100 MHz): δ 7.6, 21.2, 51.0, 65.9, 121.4, 126.7, 126.9, 127.2, 128.8, 129.4, 134.0, 134.2, 137.2, 145.8, 160.8 and 161.4).

Sulfoximination of phenyl isopropyl sulfoxide using Q^2NH_2

General procedure 1 was followed using Q^2NH_2 **18** (0.5 g, 2.44 mmol), LTA (1.19 g, 2.68 mmol), HMDS (0.79 g, 4.88 mmol) and phenyl isopropyl sulfoxide **16c** (0.82 g, 4.88 mmol) in a solution in dichloromethane (10 cm³) to give sulfoximine **22**. The crude product contained a 1:1 ratio of sulfoximine diastereoisomers from comparison of signals at δ 5.41 and 5.29 in its NMR spectrum (see below). The crude product was then recrystallised on addition of ethanol gave 1.4:1 diastereoisomeric mixture of sulfoximine **22** as a colourless solid (0.61 g, 71%) mp 84–87 °C (from ethanol). IR (in $CHCl_3$ solution) ν_{max}/cm^{-1} : 3431 w, 3065 w, 2980 w, 2934 w, 1675 s, 1594 s and 1569 m. 1H NMR ($CDCl_3$, 400 MHz): signals belong to mixture of diastereoisomers observable at δ 1.09–1.69 (18H, aliphatic protons), 3.82 (4H, m, J 6.96 Hz, $CH(CH_3)_2$), 4.41 (2H, b, $CHOHCH_3$), 4.51 (2H, b, $CHOHCH_3$), 5.29 (1H, m, J 6.6 Hz, $CHOHCH_3$), 5.41 (1H, m, J 6.6 Hz, $CHOHCH_3$), 7.29–8.14 (9H, m, 5-H, 6-H, 7-H, 8-H (Q) and 5H (Ph)). Elemental analysis calculated for $C_{19}H_{21}N_3O_3S$: C, 61.44; H, 5.70; N, 11.31; S, 8.63%. Found: C, 60.96, H, 5.70, N, 11.23, S, 8.41%.

Sulfoximination of phenyl *tert*-butyl sulfoxide using Q^2NH_2

General procedure 1 was followed using Q^2NH_2 **18** (0.6 g, 2.93 mmol), LTA (1.56 g, 2.93 mmol), HMDS (0.94 g, 5.85 mmol)

and phenyl *t*-butyl sulfoxide **16d** (1.06 g, 5.85 mmol) in a solution in dichloromethane (10 cm³) to give sulfoximine **23** as a colourless solid. The crude product contained a 1:1 ratio of sulfoximine diastereoisomers from comparison of signals at δ 5.44 and 5.53 in its NMR spectrum (see below). The crude product was then chromatographed using chromatotron chromatography eluting with hexane–ethyl acetate 2:1 gave one sulfoximine diastereoisomer **23a** (R_f 0.3). The product crystallised on addition of ethanol to give as a colourless solid (0.83 g, 34%) mp 156–157 °C (from ethanol). $[\alpha]_D = +61.347$ (c 0.47, $CHCl_3$) IR (in CH_2Cl_2 solution) ν_{max}/cm^{-1} : 3431 w, 3066 w, 2957 m, 2925 s, 2870 m, 2851 m, 1680 s, 1594 s and 1570 m. 1H NMR ($CDCl_3$, 400 MHz): δ 1.52 (9H, s, $C(CH_3)_3$), 1.61 (3H, d, J 6.23 Hz, $CHOHCH_3$), 4.57 (1H, d, J 6.96 Hz, $CHOHCH_3$), 5.53 (1H, m, $CHOHCH_3$), 7.28–7.65 (6H, m, 6-H, 7-H, 8-H (Q) and 3H (Ph)) and 8.01–8.12 (3H, m, 5-H (Q)) and 2H (Ph)). ^{13}C NMR ($CDCl_3$, 100 MHz): δ 22.1, 24.5, 63.5, 65.5, 121.5, 126.4, 126.7, 127.0, 128.6, 131.5, 133.7, 133.9, 135.3, 145.4, 161.1 and 161.8. Elemental analysis calculated for $C_{20}H_{23}N_3O_3S$: C, 62.32; H, 6.01; N, 10.90; S, 8.32%. Found: C, 62.95; H, 6.09; N, 11.07, S, 8.36%.

Further elution with the same solvent mixture gave other sulfoximine diastereoisomer **23b** (R_f 0.17). The product crystallised on addition of ethanol to give as a colourless solid (0.83 g, 34%) mp 151–153 °C (from ethanol) $[\alpha]_D = +67.476$ (c 0.48, $CHCl_3$) IR (in $CHCl_3$ solution) ν_{max}/cm^{-1} : 3444 w, 3066 w, 2956 m, 2925 s, 2870 m, 2851 m, 1671 s, 1595 s and 1569 w. 1H NMR ($CDCl_3$, 400 MHz): δ 1.51 (9H, s, $C(CH_3)_3$), 1.64 (3H, d, J 6.6 Hz, $CHOHCH_3$), 4.44 (1H, d, J 6.9 Hz $CHOHCH_3$), 5.44 (1H, m, J 6.6 Hz, $CHOHCH_3$), 7.30–7.66 (6H, m, 6-H, 7-H, 8-H (Q), 3H (Ph)), 7.90 (2H, d, J 7.3 Hz, 2H (Ph)) and 8.04 (1H, d, J 8.1 Hz, 5-H (Q)). ^{13}C NMR ($CDCl_3$, 100 MHz): δ 22.1, 24.8, 64.7, 65.9, 121.1, 126.5, 126.9, 127.1, 127.0, 130.0, 133.4, 133.9, 135.6, 145.5, 159.8 and 160.3. Elemental analysis calculated for $C_{20}H_{23}N_3O_3S$: C, 62.32; H, 6.01; N, 10.90; S, 8.32%. Found: C, 62.86, H, 5.86, N, 11.12, S, 8.38%.

Sulfoximination of phenyl *c*-hexyl sulfoxide using Q^2NH_2

General procedure 1 was followed using Q^2NH_2 **18** (0.5 g, 2.44 mmol), LTA (1.19 g, 2.68 mmol), HMDS (0.79 g, 4.88 mmol) and phenyl *c*-hexyl sulfoxide **16f** (1.02 g, 4.88 mmol) in a solution in dichloromethane (10 cm³) to give sulfoximine **25**. The crude product contained a 1:1 ratio of sulfoximine diastereoisomers from comparison of signals at δ 5.34 and 5.45 in its NMR spectrum. Attempted chromatographic separation was unsuccessful. The crude product was then recrystallised on addition of ethanol to give a 95% diastereoisomeric excess of sulfoximine **25a** as a colourless solid (0.7 g, 70%) mp 169–170 °C (from ethanol). $[\alpha]_D = +71.25$ (c 0.4, $CHCl_3$). IR (in $CHCl_3$ solution) ν_{max}/cm^{-1} : 3431 w, 3065 w, 2926 s, 2855 s, 1670 s, 1594 s and 1569 m. 1H NMR ($CDCl_3$, 400 MHz): δ 1.11–1.98 (10H, m, $(CH_2)_5CHS$), 1.59 (3H, d, J 6.2 Hz, $CHOHCH_3$), 3.53 (1H, t, J 12.1 Hz, $(CH_2)_5CHS$), 4.51 (1H, d, J 6.9 Hz, $CHOHCH_3$), 5.45 (1H, p, J 6.2 Hz, $CHOHCH_3$) and 7.29–8.03 (9H, m, 5-H, 6-H, 7-H, 8-H (Q) and 5H (Ph)). ^{13}C NMR ($CDCl_3$, 100 MHz): δ 21.9, 25.2, 25.4, 25.5, 25.7, 25.9, 63.9, 65.6, 121.5, 126.4, 126.92, 126.97, 129.0, 129.8, 133.7, 134.0, 136.7, 145.6, 161.1 and 161.7. Elemental analysis calculated for $C_{22}H_{25}N_3O_3S$: C, 64.21; H, 6.12; N, 10.21; S, 7.79%. Found: C, 64.71, H, 6.06, N, 10.30, S, 7.86%.

Sulfoximation of phenyl benzyl sulfoxide using Q²NH₂

General procedure 1 was followed using Q²NH₂ **18** (0.6 g, 2.93 mmol), LTA (1.56 g, 3.51 mmol), HMDS (0.94 g, 5.85 mmol) and phenyl benzyl sulfoxide **16e** (1.26 g, 5.85 mmol) in a solution in dichloromethane (10 cm³) to give sulfoximine **24**. The crude product contained a 1:1 ratio of sulfoximine diastereoisomers from comparison of signals at δ 5.35 and 5.12 in its NMR spectrum (see below). The crude product was then chromatographed using a chromatotron and eluting with hexane–ethyl acetate 2:1 gave one sulfoximine diastereoisomer **24a** (*R_f* 0.27). The product crystallised on addition of ethanol to give a colourless solid (0.39 g, 32%) mp 146–148 °C (from ethanol). $[\alpha]_D = +36.773$ (*c* = 0.55, CHCl₃) IR (in CH₂Cl₂ solution) $\nu_{\max}/\text{cm}^{-1}$: 3446 w, 3032 w, 3065 w, 2927 w, 1675 s, 1595 s and 1569 m. ¹H NMR (CDCl₃, 400 MHz): δ 1.48 (3H, d, *J* 6.2 Hz, CHOHCH₃), 4.37 (1H, d, *J* 5.9 Hz, CHOHCH₃), 4.71 (2H, s, SCH₂Ph), 5.35 (1H, m, CHOHCH₃), 7.13–7.95 (11H, m, 6-H, 7-H, 8-H (Q), 5H (Ph) and 3H (Bn)) and 8.27 (1H, d, *J* 8.1 Hz, 5-H (Q)). ¹³C NMR (CDCl₃, 100 MHz): δ 21.8, 63.3, 65.7, 121.4, 126.9, 127.1, 127.3, 127.9, 128.7, 129.1, 129.2, 129.3, 131.3, 134.3, 134.4, 135.1, 145.9, 161.6 and 162.1. Elemental analysis calculated for C₂₃H₂₁N₃O₃S: C, 65.85; H, 5.05; N, 10.02; S, 7.64%. Found: C, 66.58; H, 5.11; N, 10.20, S, 7.88%.

Further elution with the same solvent mixture gave the other sulfoximine diastereoisomer **24b** (*R_f* 0.15). The product crystallised on addition of ethanol to give as a colourless solid (0.39 g, 32%) mp 201–203 °C (from ethanol). $[\alpha]_D = +48.505$ (*c* = 0.54, CHCl₃) IR (in CHCl₃ solution) $\nu_{\max}/\text{cm}^{-1}$: 3440 w, 3065 w, 3033 w, 2958 w, 2927 w, 2870 w, 2246 w, 1670 s, 1595 s and 1569 m. ¹H NMR (CDCl₃, 400 MHz): δ 1.49 (3H, d, *J* 6.2 Hz, CHOHCH₃), 4.31 (1H, d, *J* 5.9 Hz, CHOHCH₃), 4.74 (1H, d, *J* 13.9 SCHHPh), 4.79 (1H, d, *J* 13.9 SCHHPh), 5.12 (1H, m, CHOHCH₃), 7.10 (1H, d, *J* 7.3 Hz, 2H (Bn)), 7.22–7.94 (11H, m, 6-H, 7-H, 8-H (Q), 5H (Ph) and 3H (Bn)) and 8.17 (1H, d, *J* 8.06 Hz, 5-H (Q)). ¹³C NMR (CDCl₃, 100 MHz): δ 21.4, 63.7, 65.8, 121.4, 126.7, 127.0, 127.3, 127.4, 128.6, 128.8, 128.9, 129.2, 129.4, 131.5, 133.9, 134.2, 137.4, 145.9, 160.8 and 161.6. Elemental analysis calculated for C₂₃H₂₁N₃O₃S: C, 65.85; H, 5.05; N, 10.02; S, 7.64%. Found: C, 66.29, H, 5.01, N, 10.10, S, 7.80%.

Sulfoximation of diphenyl sulfoxide using Q²NH₂

General procedure 1 was followed using Q²NH₂ **18** (2 g, 9.75 mmol), LTA (5.19 g, 11.71 mmol), HMDS (3.15 g, 19.5 mmol) and diphenyl sulfoxide **16g** (2.37 g, 11.71 mmol) in a solution in dichloromethane (25 cm³) to give sulfoximine **26**. The crude product was then crystallised on addition of ethanol gave sulfoximine **26** as a colourless solid (3 g, 76%) mp 136–38 °C (from ethanol). $[\alpha]_D = +36.399$ (*c* = 0.53, CHCl₃) IR (in CHCl₃ solution) $\nu_{\max}/\text{cm}^{-1}$: 3438 w, 3065 w, 2956 w, 2928 w, 2247 w, 1670 s, 1595 s and 1569 m. ¹H NMR (CDCl₃, 400 MHz): δ 1.61 (3H, d, *J* 6.6 Hz, CHOHCH₃), 4.43 (1H, d, *J* 6.2 Hz, CHOHCH₃), 5.51 (1H, t, *J* 6.2 CHOHCH₃), 7.32–7.67 (9H, m, 6-H, 7-H, 8-H (Q) and 6H (Ph)), 8.01–8.08 (3H, m, 5-H (Q)) and 2H (Ph) and 8.27 (2H, dd, *J* 8.8 and 1.5 Hz, 2H (Ph)). ¹³C NMR (CDCl₃, 100 MHz): δ 21.9, 65.9, 121.4, 126.6, 127.0, 128.6, 128.8, 129.2, 129.6, 133.5, 133.9, 134.1, 139.2, 139.3, 145.5, 160.7 and 161.1. Elemental analysis calculated for C₂₂H₁₉N₃O₃S: C, 65.17; H, 4.72; N, 10.36; S, 7.91%. Found: C, 65.74, H, 4.80, N, 10.44, S, 7.93%.

Sulfoximation of diphenyl sulfoxide using Q⁴NH₂

General procedure 1 was followed using Q⁴NH₂ **31** (2.1 g, 6.437 mmol), LTA (2.184 g, 7.725 mmol), HMDS (2.08 g, 19.5 mmol) and diphenyl sulfoxide **16g** (2.36 g, 7.724 mmol) in a solution in dichloromethane (25 cm³) to give sulfoximine **34**. The crude product was then crystallised on addition of ethanol gave sulfoximine **34** as a colourless solid (1.98 g, 71%) mp 164–166 °C (from ethanol). $[\alpha]_D = +45.1$ (*c* = 1.1, CHCl₃) IR (in CHCl₃ solution) $\nu_{\max}/\text{cm}^{-1}$: 3430 w, 3064 w, 2961 w, 2929 w, 2870 w, 1681 s, 1529 s and 1569 m. ¹H NMR (CDCl₃, 400 MHz): δ 0.72 (3H, d, *J* 6.9 Hz, CH₃CH₂CH), 1.07 (3H, d, *J* 6.9 Hz, CH₃CH₂CH), 2.65 (1H, m, CH₃CH₂CH), 4.17 (1H, b, CHCHOH), 5.28 (1H, b, CHCHOH) and 7.71 (14H m., 5-H, 6-H, 7-H, 8-H (Q), 10H (Ph)). ¹³C NMR (CDCl₃, 100 MHz): δ 14.8, 20.4, 30.7, 121.19, 126.5, 126.9, 128.4, 128.6, 129.1, 129.5, 133.2, 133.7, 133.9, 139.91, 139.93, 145.2, 159.6 and 160.7. Elemental analysis calculated for C₂₄H₂₃N₃O₃S: C, 66.49; H, 5.35; N, 9.69; S, 7.40%. Found: C, 66.41; H, 5.31; N, 9.66, S, 7.43%.

Sulfoximation of diphenyl sulfoxide using Q³NH₂

General procedure 1 was followed using Q³NH₂ **30** (300 mg, 1.215 mmol), LTA (656 mg, 1.458 mmol), HMDS (392 mg, 2.43 mmol) and diphenyl sulfoxide **16g** (368 mg, 1.822 mmol) in a solution in dichloromethane (6 cm³) to give sulfoximine **33**. The crude product was then chromatographed using column chromatography eluting with hexane–ethyl acetate 3:1 gave sulfoximine **33** as a light yellow solid (412 mg, 71%) mp 66–67 °C (from ethanol). $[\alpha]_D = +64.0$ (*c* = 1.5, CHCl₃) IR (in CHCl₃ solution) $\nu_{\max}/\text{cm}^{-1}$: 3485 w, 3064 w, 2953 w, 2953 w, 2867 w, 1678 s, 1608 w, 1588 s and 1567 m. ¹H NMR (CDCl₃, 400 MHz): δ 1.04 (9 H, s, (CH₃)₃C), 3.66 (1 H, d, *J* 9.7 Hz, CCHOH), 5.46 (1 H, d, *J* 9.7 Hz, CCHOH) and 7.20–8.34 (14 H, m, 5-H, 6-H, 7-H, 8-H (Q), 10H (Ph)). ¹³C NMR (CDCl₃, 100 MHz): δ 26.3, 38.0, 74.9, 121.3, 126.5, 126.8, 127.1, 128.5, 128.9, 129.0, 129.6, 133.1, 133.7, 133.8, 139.4, 139.6, 145.3, 159.9 and 160.4.

Sulfoximation of diphenyl sulfoxide using Q⁵NH₂

General procedure 1 was followed using Q⁵NH₂ **32** (500 mg, 2.146 mmol), LTA (995 mg, 2.25 mmol), HMDS (604 mg, 3.744 mmol) and diphenyl sulfoxide **16g** (567 mg, 2.81 mmol) in a solution in dichloromethane (10 cm³) to give sulfoximine **35**. The crude product was then crystallised on addition of ethanol gave sulfoximine **35** as a colourless solid (670 mg, 77%) mp 178–180 °C (from ethanol). $[\alpha]_D = +5.0$ (*c* = 0.8, CHCl₃) IR (in CHCl₃ solution) $\nu_{\max}/\text{cm}^{-1}$: 3385 w, 3063 w, 2924 w, 1681 s, 1593 s and 1568 m. (Found: MH⁺ 468.1374. C₂₇H₂₂N₃O₃S requires *M* 468.1382). ¹H NMR (CDCl₃, 400 MHz): δ 5.21 (1H, d, *J* 6.2 Hz, PhCHOH), 6.29 (1H, d, *J* 6.2 Hz, PhCHOH) and 7.60 (19H, m, 5-H, 6-H, 7-H, 8-H (Q), 15H (Ph)). ¹³C NMR (CDCl₃, 100 MHz): δ 71.7, 121.3, 126.7, 127.1, 127.9, 128.1, 128.14, 128.2, 128.5, 129.1, 129.4, 133.0, 133.3, 134.1, 140.4, 140.6, 140.8, 145.3, 158.4 and 160.4.

Sulfoximation of phenyl isopropyl sulfoxide using Q⁴NH₂

General procedure 1 was followed using Q⁴NH₂ **31** (500 mg, 2.146 mmol), LTA (1.14 g, 2.575 mmol), HMDS (693 mg,

4.292 mmol) and phenyl *tert*-butyl sulfoxide **16d** (586 mg, 3.218 mmol) in a solution in dichloromethane (10 cm³) to give sulfoximine **37**. The crude product contained a 1 : 1 ratio of sulfoximine diastereoisomers from comparison of signals at δ 5.16 and 5.37 ppm in its NMR spectrum (see below). The crude product was then chromatographed using column chromatography eluting with hexane–ethyl acetate 4 : 1 gave one sulfoximine diastereoisomer **37a** (R_f 0.28). The product crystallised on addition of ethanol to give sulfoximine **37a** as a colourless solid (298 mg, 34%) mp 141–143 °C (Decomposed) (from ethanol). $[\alpha]_D^{25} = +65.0$ ($c = 0.55$, CHCl₃), IR (in CHCl₃ solution) $\nu_{\max}/\text{cm}^{-1}$: 3419 w, 3065 w, 2962 w, 2930 w, 2871 w, 1686 s, 1608 w, 1591 s and 1570 m. ¹H NMR (CDCl₃, 400 MHz): δ 0.69 (3H, d, J 6.9 Hz, CH₃CH₃CHCH), 1.19 (3H, d, J 6.9 Hz, CH₃CH₃CHCH), 1.53 (9H, s, (CH₃)₃C), 2.68 (1H, dtd, J 13.7, 7.0, 6.9, 2.6 Hz, CH₃CH₃CHCH), 4.31 (1H, b, CHCHOH), 5.38 (1H, b, CHCHOH) and 7.27–8.18 (9H, m, 5-H, 6-H, 7-H, 8-H (Q), 5H (Ph)). ¹³C NMR (CDCl₃, 100 MHz): δ 14.8, 20.4, 24.5, 30.6, 63.4, 72.7, 121.4, 126.3, 126.8, 126.9, 128.6, 131.5, 133.6, 133.8, 135.4, 145.0, 160.3 and 161.1. Elemental analysis calculated for C₂₂H₂₇N₃O₃S: 63.90; H, 6.58; N, 10.16; S, 7.75%. Found: C, 63.60; H, 6.41; N, 10.18, S, 7.47%.

Further elution with the same solvent mixture gave sulfoximine **37b** diastereoisomer (R_f 0.2) as a colourless solid (298 mg, 34%). mp 152–153 °C (Decomposed) (from ethanol). $[\alpha]_D^{25} = +233.6$ ($c = 0.47$, CHCl₃), IR (in CH₂Cl₂ solution) $\nu_{\max}/\text{cm}^{-1}$: 3430 w, 3065 w, 2964 w, 2930 w, 2871 w, 1681 s, 1592 s and 1569 m. ¹H NMR (CDCl₃, 400 MHz): δ 0.74 (3H, d, J 6.8 Hz, CH₃CH₃CHCH), 1.14 (3H, d, J 6.8 Hz, CH₃CH₃CHCH), 1.51 (9H, s, (CH₃)₃C), 2.64 (1H, dtd, J 14.0, 7.1, 6.8, 2.7 Hz, CH₃CH₃CHCH), 4.25 (1H, b, CHCHOH), 5.16 (1H, b, CHCHOH), 7.29–7.84 (8H, m, 6-H, 7-H, 8-H (Q), 5H (Ph)) and 8.06 (1H, d, J 7.87 Hz, 5-H(Q)). ¹³C NMR (CDCl₃, 100 MHz): δ 14.8, 20.6, 25.0, 30.9, 65.1, 73.1, 120.8, 126.5, 126.7, 127.1, 129.2, 129.5, 133.2, 133.8, 135.5, 144.9, 158.1 and 160.0. Elemental analysis calculated for C₂₂H₂₇N₃O₃S: C, 63.90; H, 6.58; N, 10.16; S, 7.75%. Found: 63.85; H, 6.57; N, 9.80, S, 7.53%.

Sulfoximation of phenyl *tert*-butyl sulfoxide using Q³NH₂

General procedure 1 was followed using Q³NH₂ **30** (500 mg, 2.025 mmol), LTA (1.8 g, 3.036 mmol), HMDS (653 mg, 4.05 mmol) and phenyl *tert*-butyl sulfoxide **16d** (552 mg, 3.036 mmol) in a solution in dichloromethane (10 cm³) to give sulfoximine **36**. The crude product contained a 1 : 1 ratio of sulfoximine diastereoisomers from comparison of signals at δ 5.33 and 5.50 ppm in its NMR spectrum (see below). The crude product was then chromatographed using column chromatography eluting with hexane–ethyl acetate 4 : 1 gave one sulfoximine diastereoisomer **36a** (R_f 0.3). The product crystallised on addition of ethanol to give as a colourless solid (329 mg, 34%) mp 133–135 °C (from ethanol). $[\alpha]_D^{25} = +39.7$ ($c = 0.42$, CHCl₃), IR (in CH₂Cl₂ solution) $\nu_{\max}/\text{cm}^{-1}$: 3482 w, 3065 w, 2972 w, 2868 w, 1682 s, 1608 w, 1587 m and 1567 m. ¹H NMR (CDCl₃, 400 MHz): δ 1.06 (9H, s, (CH₃)₃CCH), 1.56 (9H, s, (CH₃)₃CS), 3.65 (1H, d, J 8.7 Hz, (CH₃)₃CCHOH), 5.50 (1H, d, J 6.95 Hz, (CH₃)₃CCHOH) and 7.27–8.19 (9H, m, 5-H, 6-H, 7-H, 8-H (Q), 5H (Ph)). ¹³C NMR (CDCl₃, 100 MHz): δ 24.6, 26.2, 38.1, 63.3, 74.4, 121.7, 126.2, 126.8, 127.0, 128.5, 131.8, 133.7, 134.9, 145.2, 160.8 and 160.9. Elemental analysis calculated

for C₂₃H₃₀N₃O₃S: 64.46; H, 7.06; N, 9.80; S, 7.48%. Found: 64.15; H, 7.17; N, 9.65, S, 7.73%.

Further elution with the same solvent mixture gave sulfoximine **36b** diastereoisomer (R_f 0.22) as an oil (329 mg, 34%). $[\alpha]_D^{25} = +215.6$ ($c = 1.22$, CHCl₃), IR (in CH₂Cl₂ solution) $\nu_{\max}/\text{cm}^{-1}$: 3472 w, 3065 w, 2953 w, 2868 w, 1681 s, 1589 m and 1567 m. (Found: MH⁺ 428.2001. C₂₃H₃₀N₃O₃S requires M 428.2008), ¹H NMR (CDCl₃, 400 MHz): δ 1.03 (9H, s, (CH₃)₃CCH), 1.49 (9H, s, (CH₃)₃CS), 3.63 (1H, b, (CH₃)₃CCHOH), 5.33 (1H, b, (CH₃)₃CCHOH) and 7.25–8.05 (9H, m, 5-H, 6-H, 7-H, 8-H (Q), 5H (Ph)). ¹³C NMR (CDCl₃, 100 MHz): δ 25.0, 26.2, 37.7, 65.3, 74.6, 121.1, 126.5, 126.9, 127.1, 128.5, 129.3, 130.1, 133.6, 133.7, 145.1, 158.9 and 160.2.

General procedure 2 for the reaction of aldehydes with Et₂Zn in the presence of sulfoximine **34**

Under argon atmosphere, to ligand **34** (20.4 mg, 0.0472 mmol) in dry Et₂O (0.5 ml) in a oven dried 10 ml round bottom flask was added Et₂Zn (1 ml, 1 M hexane solution) at room temperature in one portion and the solution stirred for 45 min. A solution of Ti(OPr_i)₄ (34 mg, 0.12 mmol) in Et₂O (0.5 ml) was then syringed into the reaction flask and with stirring for a further for 45 min. The reaction mixture was then cooled to –40 °C. After 5 min., freshly distilled aldehyde (0.472 mmol) solution in Et₂O (0.5 ml) was added and the reaction mixture was stirred for 24 h at –40 °C. The reaction mixture was quenched with saturated ammonium chloride and extracted with CH₂Cl₂. The organic phase was dried with anhydrous Na₂SO₄, filtered and concentrated. The enantiomeric purity of the product was determined by GC. The absolute configurations of the products were assigned by comparison with literature values.

Acknowledgements

We acknowledge to Dr R. S. Atkinson for his proofreading of this manuscript. We are grateful to State Planning Organisation for the financial support of this project and we also wish to thank to Dr Graham Eaton at the Department of Chemistry of the University of Leicester for the HRMS measurements of some of our sulfoximines and Dr Ebru Mete for elemental analyses at the Department of Chemistry of Ataturk University.

References

- 1 R. S. Atkinson, *Tetrahedron*, 1999, **55**, 1519–1558.
- 2 M. Cakici, M. Catir, S. Karabuga, H. Kilic, S. Ulukanli, M. Gulluce and F. Orhan, *Tetrahedron: Asymmetry*, 2010, **21**, 2027–2031.
- 3 S. B. Mhaske and N. P. Argade, *Tetrahedron*, 2006, **62**, 9787–9826.
- 4 D. J. Connolly, D. Cusack, T. P. O'Sullivan and P. J. Guiry, *Tetrahedron*, 2005, **61**, 10153–10202.
- 5 A. Witt and J. Bergman, *Curr. Org. Chem.*, 2003, **7**, 659–677.
- 6 R. S. Atkinson, J. Fawcett, I. S. T. Lochrie, S. Ulukanli and T. A. Claxton, *J. Chem. Soc., Perkin Trans. 2*, 2002, 819–828.
- 7 R. S. Atkinson, T. A. Claxton, I. S. T. Lochrie and S. Ulukanli, *Tetrahedron Lett.*, 1998, **39**, 5113–5116.
- 8 R. S. Atkinson, A. P. Ayscough, W. T. Gattrell and T. M. Raynham, *J. Chem. Soc., Perkin Trans. 1*, 1998, 2783–2793.
- 9 R. S. Atkinson, M. P. Coogan and I. S. T. Lochrie, *Tetrahedron Lett.*, 1996, **37**, 5179–5182.
- 10 R. S. Atkinson, A. P. Ayscough, W. T. Gattrell and T. M. Raynham, *Chem. Commun.*, 1996, 1935–1936.

- 11 S. Ulukanli, S. Karabuga, A. Celik and C. Kazaz, *Tetrahedron Lett.*, 2005, **46**, 197–199.
- 12 M. Cakici, S. Karabuga, H. Kilic, S. Ulukanli, E. Sahin and F. Sevin, *J. Org. Chem.*, 2009, **74**, 9452–9459.
- 13 M. Harmata, X. C. Hong and C. L. Barnes, *Org. Lett.*, 2004, **6**, 2201–2203.
- 14 M. Harmata, X. C. Hong and S. K. Ghosh, *Tetrahedron Lett.*, 2004, **45**, 5233–5236.
- 15 M. Harmata and X. C. Hong, *Org. Lett.*, 2005, **7**, 3581–3583.
- 16 M. Harmata and X. C. Hong, *Tetrahedron Lett.*, 2005, **46**, 3847–3849.
- 17 M. Harmata and P. G. Zheng, *Heterocycles*, 2009, **77**, 279–291.
- 18 A. Adrien, H. J. Gais, F. Kohler, J. Runsink and G. Raabe, *Org. Lett.*, 2007, **9**, 2155–2158.
- 19 A. Rajender and H. J. Gais, *Org. Lett.*, 2007, **9**, 579–582.
- 20 H. J. Gais, *Heteroat. Chem.*, 2007, **18**, 472–481.
- 21 S. K. Tiwari, A. Schneider, S. Koep and H. J. Gais, *Tetrahedron Lett.*, 2004, **45**, 8343–8346.
- 22 C. Lherbet and J. W. Keillor, *Org. Biomol. Chem.*, 2004, **2**, 238–245.
- 23 M. Gunter and H. J. Gais, *J. Org. Chem.*, 2003, **68**, 8037–8041.
- 24 S. G. Pyne and Z. M. Dong, *Tetrahedron Lett.*, 1999, **40**, 6131–6134.
- 25 S. G. Pyne, Z. Dong, D. M. David and G. W. OMeara, *Phosphorus, Sulfur Silicon Relat. Elem.*, 1997, **120**, 275–289.
- 26 M. Frings, I. Atodiresei, Y. T. Wang, J. Runsink, G. Raabe and C. Bolm, *Chem.–Eur. J.*, 2010, **16**, 4577–4587.
- 27 S. M. Lu and C. Bolm, *Adv. Synth. Catal.*, 2008, **350**, 1101–1105.
- 28 C. Bolm, M. Martin, G. Gescheidt, C. Palivan, D. Neshchadin, H. Bertagnolli, M. Feth, A. Schweiger, G. Mitrikas and J. Harmer, *J. Am. Chem. Soc.*, 2003, **125**, 6222–6227.
- 29 C. Bolm, J. Muller, M. Zehnder and M. A. Neuburger, *Chem.–Eur. J.*, 1995, **1**, 312–317.
- 30 G. Y. Cho, H. Okamura and C. Bolm, *J. Org. Chem.*, 2010, **75**, 522–522.
- 31 C. P. R. Hackenberger, G. Raabe and C. Bolm, *Chem.–Eur. J.*, 2004, **10**, 2942–2952.
- 32 C. Bolm, G. Moll and J. D. Kahmann, *Chem.–Eur. J.*, 2001, **7**, 1118–1128.
- 33 M. Reggelin, H. Weinberger and V. Spohr, *Adv. Synth. Catal.*, 2004, **346**, 1295–1306.
- 34 F. Lemasson, H. J. Gais, J. Runsink and G. Raabe, *Eur. J. Org. Chem.*, 2010, 2157–2175.
- 35 R. H. Hetzer, H. J. Gais and G. Raabe, *Synthesis*, 2008, 1126–1132.
- 36 F. Lemasson, H. J. Gais and G. Raabe, *Tetrahedron Lett.*, 2007, **48**, 8752–8756.
- 37 F. Yoshida, T. Yamamoto, K. Nakai, H. Kumada, Y. Shibata, W. Tsuruta, K. Endo, T. Tsurubuchi and A. Matsumura, *Cancer Lett.*, 2008, **263**, 253–258.
- 38 M. Imamura, T. Seki, K. Kunieda, M. Wakabayashi, K. Inoue, Y. Obiya and K. Harada, *Oncol. Rep.*, 1995, **2**, 509–511.
- 39 Y. Z. Jin, L. Ding, Z. F. Shen, R. M. Cai, L. M. Xu, J. K. Yang, X. Q. Jin, W. Q. Lu and J. F. Xu, *Chinese Med. J.–Peking*, 1992, **105**, 647–650.
- 40 G. Y. Cho, H. Okamura and C. Bolm, *J. Org. Chem.*, 2005, **70**, 2346–2349.
- 41 T. Siu and A. K. Yudin, *Org. Lett.*, 2002, **4**, 1839–1842.
- 42 C. Bolm, D. Kaufmann, M. Zehnder and M. Neuburger, *Tetrahedron Lett.*, 1996, **37**, 3985–3988.
- 43 M. Harmata and S. K. Ghosh, *Org. Lett.*, 2001, **3**, 3321–3323.
- 44 C. Bolm and O. Simic, *J. Am. Chem. Soc.*, 2001, **123**, 3830–3831.
- 45 M. Langner, P. Remy and C. Bolm, *Synlett*, 2005, 781–784.
- 46 M. Langner, P. Remy and C. Bolm, *Chem.–Eur. J.*, 2005, **11**, 6254–6265.
- 47 C. Bolm and M. Felder, *Synlett*, 1994, 655–656.
- 48 M. Frings, D. Goedert and C. Bolm, *Chem. Commun.*, 2010, **46**, 5497–5499.
- 49 M. Langner and C. Bolm, *Angew. Chem., Int. Ed.*, 2004, **43**, 5984–5987.
- 50 C. Bolm and P. Muller, *Tetrahedron Lett.*, 1995, **36**, 1625–1628.
- 51 C. Bolm, M. Felder and J. Muller, *Synlett*, 1992, 439–441.
- 52 S. Karabuga, C. Kazaz, H. Kilic, S. Ulukanli and A. Celik, *Tetrahedron Lett.*, 2005, **46**, 5225–5227.
- 53 R. S. Atkinson, E. Barker and S. Ulukanli, *J. Chem. Soc., Perkin Trans. 1*, 1998, 583–589.
- 54 R. S. Atkinson, W. T. Gattrell, A. P. Ayscough and T. M. Raynham, *Chem. Commun.*, 1996, 1935–1936.
- 55 R. S. Atkinson, A. P. Ayscough, W. T. Gattrell and T. M. Raynham, *J. Chem. Soc., Perkin Trans. 1*, 1998, 2783–2793.
- 56 J. Gawronski, J. Grajewski, J. Drabowicz and M. Mikolajczyk, *J. Org. Chem.*, 2003, **68**, 9821–9822.
- 57 F. Rebiere, O. Samuel, L. Ricard and H. B. Kagan, *J. Org. Chem.*, 1991, **56**, 5991–5999.
- 58 A. G. Al-Sehemi, R. S. Atkinson, J. Fawcett and D. R. Russell, *Tetrahedron Lett.*, 2000, **41**, 2239–2242.
- 59 L. Sola, K. S. Reddy, A. Vidal-Ferran, A. Moyano, M. A. Pericas, A. Riera, A. Alvarez-Larena and J. F. Piniella, *J. Org. Chem.*, 1998, **63**, 7078–7082.
- 60 K. S. Reddy, L. Sola, A. Moyano, M. A. Pericas and A. Riera, *J. Org. Chem.*, 1999, **64**, 3969–3974.
- 61 J. C. Mao, B. S. Wan, R. L. Wang, F. Wu and S. W. Lu, *J. Org. Chem.*, 2004, **69**, 9123–9127.
- 62 T. Bauer and J. Gaiewiak, *Tetrahedron: Asymmetry*, 2005, **16**, 851–855.