

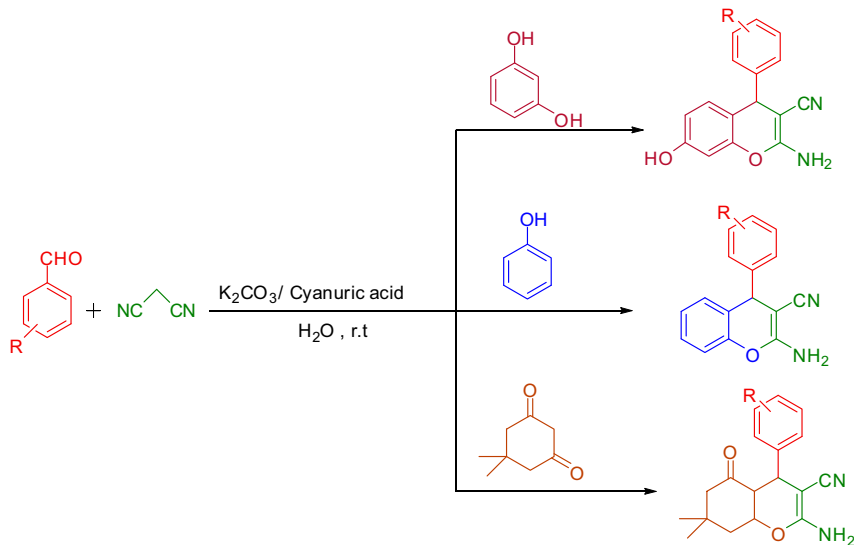
K_2CO_3 /cyanuric acid catalyzed synthesis of 2-amino-4H-chromene derivatives in water

Reza Heydari¹ · Ramin Shahraki¹ · Mahshid Hossaini¹ ·
Alireza Mansouri¹

Received: 17 October 2016 / Accepted: 7 February 2017
© Springer Science+Business Media Dordrecht 2017

Abstract Three-component processes for the synthesis of 2-amino-4H-chromenes catalyzed by potassium carbonate/cyanuric acid in water as a safe solvent were developed. These reactions were performed at room temperature through one-pot reactions. The benefits of this research are short reaction time, excellent yield, clean reaction media, simple work-up and easy purification.

Graphical Abstract



✉ Reza Heydari
heydari@chem.usb.ac.ir

¹ Department of Chemistry, The University of Sistan and Baluchestan,
P.O. Box 98135-674, Zahedan, Iran

Keywords 2-Amino-4H-chromene · Aldehyde · Cyanuric acid · Potassium carbonate · Green chemistry · Water

Introduction

The main challenges in recent decades in organic chemistry are the synthesis of new compounds with economical, high-efficiency and eco-friendly processes. According to the principles of “Green Chemistry”, energy requirements should be recognized for their environmental impacts and should be minimized. Synthetic methods should be conducted at ambient pressure and temperature, also using solvent-free or recyclable environmentally benign solvent systems. In this regard, water can be the best replacement for an organic solvent, as it is nonvolatile, nonflammable, nontoxic, and inexpensive [1, 2].

Chromenes consist of bicyclic oxygen heterocycles resulting from the fusion of the benzene ring with 5, 6-positions of either a 2H- or a 4H-pyran ring system are designated as 2H-chromene and 4H-chromene (Fig. 1) [3]. The diverse pharmacological activities of this class of molecules, with antimicrobial [4] anti-antiviral [5], anti-inflammatory [6], anti-influenza [7] and anticancer activity [8] have been reported. Moreover, in recent decades, among various chromene derivatives, 2-amino-4H-chromene with cyano-functionality has a wide range of applications in the many fields of chemistry such as lasers, optical brighteners, fluorescence markers, pigments, and cosmetics [9].

Generally, the synthesis of 2-amino-4H-chromene performs by the cyclization of an aromatic or aliphatic aldehyde, malononitrile (or ethyl cyanoacetate), with enolizable C–H activated acidic compounds, such as phenol [10], naphthol [1], resorsinol [11], 4-hydroxycoumarin [12] or dimedone [13, 14]. Various catalysts have been reported for the synthesis of these compounds, such as DABCO [15], PEG-400 [16], thiourea dioxide [17], LiOH·H₂O [18], poly (4-vinylpyridine) [19], sulfamic acid [20], Ca(OH)₂ [21], Fe₃O₄ nanoparticles [22], bakers’ yeast [23], sodium acetate [24], ceric ammonium nitrate (CAN) [25], and nanocomposites such as Fe₃O₄@SiO₂–NH₂ [26], nano-powder ZnAl₂O₄–Bi₂O₃ [27] nano-cellulose/Ag [28], but most of them are associated with several drawbacks, such as long reaction time, high cost, harsh conditions, toxic organic solvents, difficult work-up procedures and multi-step reaction conditions with reduced yields.

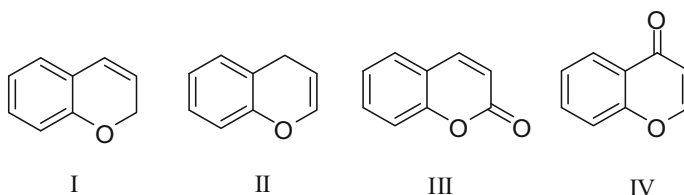


Fig. 1 2H-chromene (I), 4H-chromene (II), 2H-chromene-2-one (III), and 4H-chromene-4-one (IV)

In this paper, we studied the one-pot and multicomponent synthesis of 2-amino-4H-chromenes by the reaction of malononitrile and various aldehydes with phenols, resorcinol and dimedone in the presence of potassium carbonate/cyanuric acid as an available, economic and nontoxic catalyst in water

Experimental

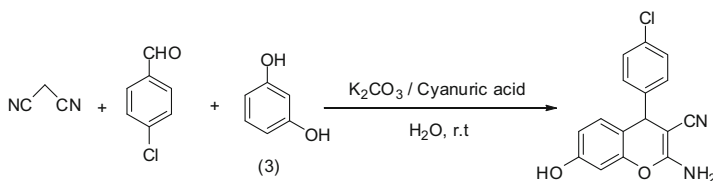
Materials and solvents

The reagents and solvents were purchased from Merck and Aldrich and were used as received. The samples were analyzed by FT-IR spectroscopy (JASCO FT/IR-460 plus spectrometer) and melting point by Electrothermal 9100 apparatus. ¹H NMR and ¹³C NMR spectra of compounds were recorded on a Bruker DRX-400 Avance instrument in DMSO-d₆.

General procedure for the synthesis of 2-amino-4H-chromenes

A mixture of aldehyde (1 mmol), malononitrile (1 mmol) and 1 mmol of enolizable C–H activated acidic compound (resorcinol, phenol, or dimedone) was stirred in the presence of 10 mol% of potassium carbonate/cyanuric acid (3:1 mol%) in water at room temperature. The reaction process was monitored by thin layer chromatography. After completion of the reaction, the precipitate was filtered, washed with distilled water and crystallized from ethanol.

Table 1 Optimization of the reaction conditions for the synthesis of 2-amino-4-(4-chlorophenyl)-7-hydroxy-4H-chromene-3-carbonitrile



Entry	Catalyst	mol% (catalyst)	Time (min)	Yield (%) ^a
1	K ₂ CO ₃	10	25	75
2	Cyanuric acid	10	45	70
3	K ₂ CO ₃ /cyanuric acid (1:1)	10	20	82
4	K ₂ CO ₃ /cyanuric acid (2:1)	10	20	85
5	K ₂ CO ₃ /cyanuric acid (3:1)	5	16	84
6	K ₂ CO ₃ /cyanuric acid (3:1)	10	6	92

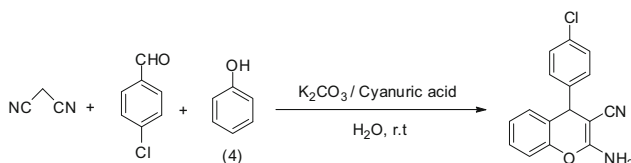
Reaction conditions: resorcinol (1 mmol), 4-chlorobenzaldehydes (1 mmol), and malononitrile (1 mmol)

^a Isolated yields

Selected spectral data

2-amino-4-(2,4-dichlorophenyl)-7-hydroxy-4H-chromene-3-carbonitrile (Table 4, Entry 3d) m.p. = 252–254 °C, literature 256–258 °C [11], ^1H NMR (400 MHz, DMSO-d₆): 5.12 (s, 1H), 6.40 (d, 1H), 6.46 (d, 1H), 6.70 (d, 1H), 6.96 (s, 2H, NH₂),

Table 2 Optimization of the reaction conditions for the synthesis of 2-amino-4-(4-chlorophenyl)-4H-chromene-3-carbonitrile

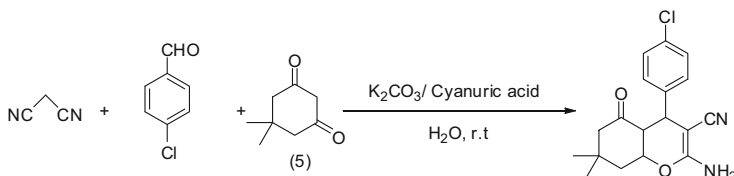


Entry	Catalyst	mol% (catalyst)	Time (min)	Yield (%) ^a
1	K ₂ CO ₃	10	45	71
2	Cyanuric acid	10	120	78
3	K ₂ CO ₃ /cyanuric acid (1:1)	10	80	80
4	K ₂ CO ₃ /cyanuric acid (2:1)	10	30	85
5	K ₂ CO ₃ /cyanuric acid (3:1)	5	20	80
6	K ₂ CO ₃ /cyanuric acid (3:1)	10	8	94

Reaction conditions: Phenol (1 mmol), 4-chlorobenzaldehyde (1 mmol), and (1 mmol) malononitrile

^a Isolated yields

Table 3 Optimization of the reaction conditions for the synthesis of 2-amino-4-(4-chlorophenyl)-7,7-dimethyl-5-oxo-4a,5,6,7,8,8a-hexahydro-4H-chromene-3-carbonitrile



Entry	Catalyst	mol% (catalyst)	Time(min)	Yield (%) ^a
1	K ₂ CO ₃	10	45	71
2	Cyanuric acid	10	120	78
3	K ₂ CO ₃ /cyanuric acid (1:1)	10	90	78
4	K ₂ CO ₃ /cyanuric acid (2:1)	10	30	82
5	K ₂ CO ₃ /cyanuric acid (3:1)	5	25	80
6	K ₂ CO ₃ /cyanuric acid (3:1)	10	18	90

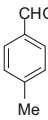
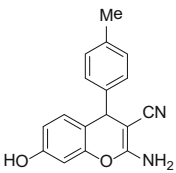
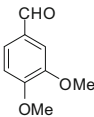
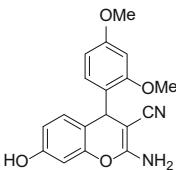
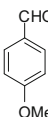
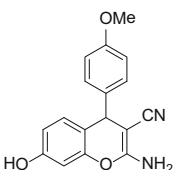
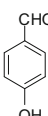
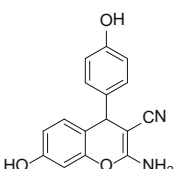
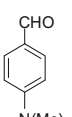
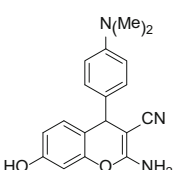

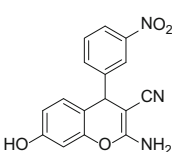
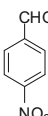
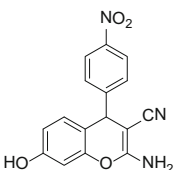
Reaction conditions: Dimedone (1 mmol), 4-chlorobenzaldehyde (1 mmol), and (1 mmol) malononitrile

^a Isolated yields

Table 4 The condensation of aromatic aldehydes with malononitrile and resorcinol in aqueous media

<p>(1) + (2) + (3) $\xrightarrow[\text{r.t.}]{\text{Catalyst / H}_2\text{O}}$ 3a-3m</p>					
Entry	Aldehyde	Time (min)	Product	Yield (%) ^a	m.p. (°C)
3a		8		88	230–232 [232–234] [15]
3b		6		92	160–162 [160–162] [29]
3c		8		85	200–203 [200–202] [15]
3d		6		87	252–254 [256–258] [11]
3e		7		78	218–220 [217–220] [11]
3f		8		93	162–164 [165–168] [31]

Table 4 continued

Entry	Aldehyde	Time (min)	Product	Yield (%) ^a	m.p. (°C)
3g		9		82	180–182 [180–182] [15]
3h		10		91	210–212 [215–217] [29]
3i		12		87	112–114 [112–114] [30]
3j		7		86	244–246 [248–250] [15]
3k		10		90	188–190 [190–192] [29]
3l		6		85	170–172 [168–170] [11]
3m		6		80	210–212 [210–212] [29]

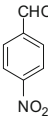
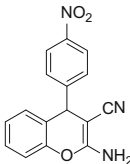
Reaction conditions: resorcinol (1 mmol), aldehyde (1 mmol), malononitrile (1 mmol), 10 mol% of K_2CO_3 /cyanuric acid (3:1) in water

^a Isolated yields

Table 5 The condensation of aromatic aldehydes with malononitrile and phenol in aqueous media

<p>(1) + (2) + (4) $\xrightarrow[\text{r.t.}]{\text{Catalyst / H}_2\text{O}}$ 4a-4g</p>					
Entry	Aldehyde	Time (min)	Product	Yield (%) ^a	m.p. (°C)
4a		12		90	162–164 [165–168] [10]
4b		18		88	192–194 [195–197] [10]
4c		8		94	178–180 [178–180] [10]
4d		12		88	162–164 [167–169] [10]
4e		10		90	162–164 [165–167] [10]
4f		8		94	200–202 [200–203] [10]

Table 5 continued

Entry	Aldehyde	Time (min)	Product	Yield (%) ^a	m.p. (°C)
4g		10		91	212–214 [215–217] [10]

Reaction conditions: phenol (1 mmol), aldehyde (1 mmol), malononitrile (1 mmol), 10 mol% of K₂CO₃/cyanuric acid (3:1) in water

^a Isolated yields

7.17 (d, 1H), 7.38 (d, 1H), 7.55 (d, 1H), 9.87 (s, 1H, OH) ppm, ¹³C NMR (100 MHz, CDCl₃ DMSO-d₆): δ (ppm) 56.63, 102.72, 112.71, 112.91, 113.83, 113.97, 121.13, 121.63, 129.75, 129.95, 130.37, 142.04, 149.35, 155.62, 159.94, 160.69.

2-amino-7,7-dimethyl-5-oxo-4-phenyl-5,6,7,8-tetrahydro-4H-chromene-3-carbonitrile (Table 6, Entry 5a) m.p. = 228–230 °C, literature 227–229 [33], ¹H NMR (400 MHz, CDCl₃): δ (ppm): 1.07 (s, 3H), 1.13 (s, 3H), 2.21 (d, 1H, *J* = 16.4 Hz), 2.27 (d, 1H, *J* = 16.4 Hz), 2.45 (s, 2H), 4.41 (s, 1H), 4.56 (s, 2H, NH₂), 7.23–7.34 (m, 5H). ¹³C NMR (100 MHz, CDCl₃): δ (ppm) 200.1, 159.2, 155.0, 145.4, 127.6, 128.6, 126.0, 119.2, 112.5, 57.9, 50.8, 39.6, 37.9, 32.4, 27.1.

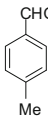
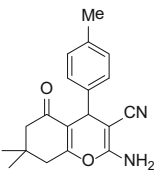
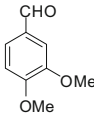
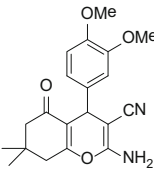
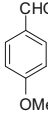
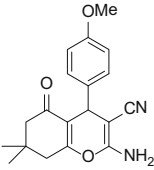
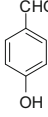
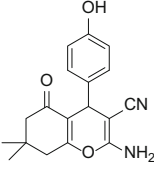
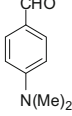
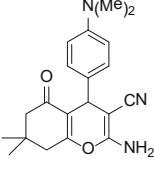
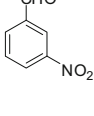
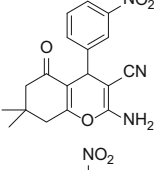
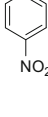
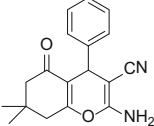
Results and discussion

According to the principles of green chemistry, we studied the developed synthesis of 2-amino-4H-chromenes using benzaldehyde (1), malononitrile (2), and enolizable C–H activated acidic compound (resorcinol (3a), phenol (4a), or dimedone (5a) at room temperature in the presence of potassium carbonate/cyanuric acid as a catalyst in water. First, 4-chlorobenzylaldehyde was selected as a model substrate for the investigated amounts of the catalyst (Tables 1, 2, 3). In all the reactions, different ratios and amounts of cyanuric acid and K₂CO₃ were examined. A longer reaction time was necessary and a lower yield was obtained when we used cyanuric acid or K₂CO₃ alone, while the best result was obtained for 10 mol% of catalyst with a mole ratio of 3:1 (K₂CO₃:cyanuric acid). For the next step, the reaction between malononitrile and an enolizable C–H activated acidic compound with various aldehydes, in the presence of a catalytic amount of K₂CO₃/cyanuric acid was investigated (Tables 4, 5, 6). Benzaldehydes with electron-withdrawing groups, such as chloro and nitro, had quicker reactions than those with electron-donating groups such as methoxy, methyl, etc. In addition, when using dimedone as an enolizable C–H activated acidic compound, this reaction occurs more slowly and less efficient. A suggested mechanism for the synthesis of 4H-chromene-3-carbonitrile is shown in Scheme 1.

Table 6 The condensation of aromatic aldehydes with malononitrile and dimedone in aqueous media

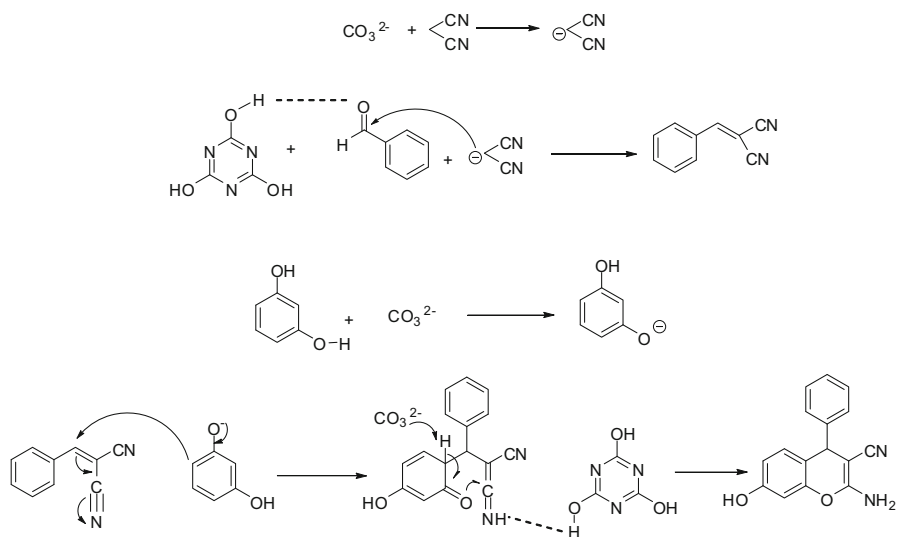
(1)	(2)	(5)			5a-5m
Entry	Aldehyde	Time (min)	Product	Yield (%) ^a	m.p. (°C)
5a		14		92	228–230 [227–229] [33]
5b		18		90	212–214 [212–214] [33]
5c		22		79	214–216 [208–210] [34]
5d		45		75	178–180 [180–182] [32]
5e		20		90	180–182 [182–183] [33]
5f		15		89	198–200 [197–198] [36]

Table 6 continued

Entry	Aldehyde	Time (min)	Product	Yield (%) ^a	m.p. (°C)
5g		30		80	200–202 [196–198] [32]
5h		40		85	218–220 [221–223] [32]
5i		40		78	194–196 [198–200] [33]
5j		25		84	201–203 [208–210] [35]
5k		20		94	216–218 [223–225] [33]
5l		25		90	212–214 [213–214] [32]
5m		15		93	178–180 [176–178] [32]

Reaction conditions: dimedone (1 mmol), aldehyde (1 mmol), malononitrile (1 mmol), 10 mol% of K_2CO_3 /cyanuric acid (3:1) in water

^a Isolated yields



Scheme 1 Suggested mechanism for the preparation of 4H-chromene-3-carbonitrile

Conclusion

We have reported a rapid, green, and highly efficient method for the synthesis of 2-amino-4H-chromene with cyano-functionality derivatives. The present work describes a simple and appropriate method for the one-pot reaction between various benzaldehyde, malononitrile and enolizable C–H activated acidic compounds. The reaction was performed in the presence of K₂CO₃/cyanuric acid as a mixture of organic and inorganic catalysts in aqueous solution. The main advantages of this approach are short reaction time, excellent yield, clean reaction media, simple work-up and easy purification.

Acknowledgement We gratefully acknowledge financial support from the Research Council of the University of Sistan and Baluchestan.

References

1. M.G. Dekamin, M. Eslami, A. Maleki, *Tetrahedron* **69**, 1074 (2013)
2. D. Kumar, V.B. Reddy, S. Sharad, U. Dube, S. Kapur, *Eur. J. Med. Chem.* **44**, 3805 (2009)
3. R. Pratap, V. Ji Ram, *Chem. Rev.* **114**, 10476 (2014)
4. S. Kanakaraju, G. Chandramouli, *Res. Chem. Intermed.* **41**, 2809 (2015)
5. J. Mori, M. Iwashima, M. Takeuchi, H. Saito, *Chem. Pharm. Bull.* **54**, 391 (2006)
6. S.T. Chung, W.H. Huang, C.K. Huang, F.C. Liu, R.Y. Huang, C.C. Wu, A.R. Lee, *Res. Chem. Intermed.* **42**, 1195 (2016)
7. O.S. Patrusheva, V.V. Zarubaev, A.A. Shtro, Y.R. Orshanskaya, S.A. Boldyrev, I.V. Ilyina, SYu. Kurbakova, D.V. Korchagina, K.P. Volcho, N.F. Salakhutdinov, *Bioorg. Med. Chem.* **24**, 5158 (2016)
8. S. Bondock, H. Gieman, *Res. Chem. Intermed.* **41**, 8381 (2015)

9. M.P. Surpur, S. Kshirsagar, S.D. Samant, *Tetrahedron. Lett.* **50**, 719 (2009)
10. R.L. Magar, P.B. Thorat, V.B. Jadhav, S.U. Tekale, S.A. Dake, B.R. Patil, R.P. Pawar, *J. Mol. Catal. A-Chem.* **374–375**, 118 (2013)
11. J. Safari, M. Heydarian, Z. Zarnegar, *Arab. J. Chem.* (2013). doi:[10.1016/j.arabjc.2013.11.038](https://doi.org/10.1016/j.arabjc.2013.11.038)
12. M.E. Sedaghat, M. Rajabpour Booshehri, M.R. Nazarifar, F. Farhadi, *Appl. Clay Sci.* **95**, 55 (2014)
13. N. Montazeri, T. Noghani, M. Ghorchibeigy, R. Zoghi, *J. Chem.* **2014**, 1 (2014)
14. B. Amirheidari, M. Seifi, M. Abaszadeh, *Res. Chem. Intermed.* **42**, 3413 (2016)
15. S. Shinde, G. Rashinkar, R. Salunkhe, *J. Mol. Liq.* **178**, 122 (2013)
16. N.V. Shitole, K.F. Shelke, S.A. Sadaphal, B.B. Shingate, M.S. Shingare, *Green Chem. Lett. Rev.* **3**, 83 (2010)
17. S. Verma, S.L. Jain, *Tetrahedron Lett.* **53**, 6055 (2012)
18. M.A. Gouda, A.A. Abu-Hashem, *Green Chem. Lett. Rev.* **5**, 203 (2012)
19. J. Albadi, A. Mansournezhad, M. Darvishi-Paduk, *Chin. Chem. Lett.* **24**, 208 (2013)
20. M. Ghashang, S. Sheik Mansoor, K. Aswin, *Res. Chem. Intermed.* **41**, 3117 (2015)
21. J. Hyang Park, Y. Rok Lee, S. Hong Kim, *Tetrahedron*, **69**, 9682 (2013)
22. Z. Zarnegar, J. Safari, *J. Mol. Struct.* **53**, 1072 (2014)
23. N. Geetmani Singh, R. Nongrum, C. Kathing, J. World Star Rani, R. Nongkhlaw, *Green Chem. Lett. Rev.* **7**, 137 (2014)
24. M.T. Maghsoodlou, M. Safarzaei, M.R. Mousavi, N. Hazeri, J. Aboonajmi, M. Shirzaei, *Iran. J. Org. Chem.* **6**, 1197 (2014)
25. Y. Li, X. Meng, G. Cai, B. Du, B. Zhao, *Res. Chem. Intermed.* **40**, 699 (2014)
26. M.A. Ghasemzadeh, M.H. Abdollahi-Basir, M. Babaei, *Green Chem. Lett. Rev.* **8**, 40 (2015)
27. M. Ghashang, *Res. Chem. Intermed.* **42**, 4191 (2016)
28. A. Maleki, H. Movahed, P. Ravaghi, *Carbohydr. Polym.* **20**, 259 (2017)
29. H. Kiyani, F. Ghorbani, *J. Saudi Chem. Soc.* **18**, 689 (2014)
30. S. Makarem, A. A. Mohammadi, A. R. Fakhari, *Tetrahedron Lett.* 7194 (2008)
31. K. Gong, H.L. Wang, J. Luo, Z.L. Liu, *Heterocycl. Chem.* **46**, 1145 (2009)
32. A. Mobinikhaledi, M.A. Bodaghi Fard, *Acta. Chim. Slov.* **57**, 931 (2010)
33. S.J. Tu, H. Jiang, Q.Y. Zhuang, C.B. Miu, D.Q. Shi, X.S. Wang, Y. Gao, *Chin. J. Org. Chem.* **23**, 488 (2003)
34. N. Hazeri, M.T. Maghsoodlou, F. Mir, M. Kangani, *Chin. J. Catal.* **35**, 391 (2014)
35. L.M. Wang, J.H. Shao, H. Tian, Y.H. Wang, B. Liu, *J. Fluor. Chem.* **127**, 97 (2006)
36. T.S. Jin, A.Q. Wang, H. Ma, J.S. Zhang, T.S. Li, *Indian J. Chem.* **45B**, 470 (2006)