

Amplification of Dynamic Chiral Crown Ether Complexes During Cyclic Acetal Formation**

Benzion Fuchs, Alshakim Nelson, Alexander Star, J. Fraser Stoddart,* and Sébastien Vidal

Dynamic covalent chemistry^[1] relates to the study of chemical reactions carried out under thermodynamic control. Labile coordinative bonds associated with certain metal–ligand interactions,^[2] ring-opening/ring-closing metathesis reactions,^[3] and protocols for the formation of imines^[4] and disulfides^[5] have all been exploited in the strict self-assembly of catenanes and rotaxanes.^[6] A wide range of other functionalities^[7–11] have also been explored in the creation of dynamic combinatorial libraries (DCLs). We describe here the efficient and selective acid-catalyzed formation of a chiral macropolycyclic polyether constituted of multiple [24]crown-8 frameworks, which incorporate either two D- or two L-threitol residues as bicyclic diacetals, by using dynamic template-directed approaches^[12] to amplify the production of the most thermodynamically preferred complex(es).

Carbohydrates command a unique status^[13] in the realm of dynamic covalent chemistry.^[1] Acid-catalyzed formation^[13,14] of cyclic acetals from alditols and aldehydes or ketones provides a well-known reaction^[15] in which covalent (C–O) bonds are made and broken with varying degrees of ease under thermodynamic control. The constitutions of the configurationally isomeric *erythro*- and *threo*-1,2,3,4-butane-tetraols result^[16] in their undergoing three different kinds of acetal ring closures with aldehydes and ketones: 1) 1,3:2,4-diacetal formation yields “6/6” bicycles, 2) 1,2:3,4-diacetal formation affords “5/5” bicycles, and 3) 1,4:2,3-diacetal formation yields “5/7” bicycles. With aldehydes, “6/6” or 1,3,5,7-tetraoxadecalin (TOD) formation usually predominates at equilibrium, whereas with ketones, “5/5” bicycles are invariably the major products. The TOD-forming reactions involving aldehydes (RCHO) are completely diastereospecific, that is, erythritol gives *trans*-TOD and threitol affords *cis*-TOD. The latter has long attracted the interest of stereochemists because of its highly distinctive stereoelectronic properties.^[17]

[*] Prof. J. F. Stoddart, A. Nelson, Dr. A. Star, Dr. S. Vidal
Department of Chemistry and Biochemistry
University of California, Los Angeles
405 Hilgard Avenue, Los Angeles, CA 90095-1569 (USA)
Fax: (+1) 310-206-1843
E-mail: stoddart@chem.ucla.edu

Prof. B. Fuchs
School of Chemistry
(Raymond and Beverly Sackler Faculty of Exact Sciences)
Tel-Aviv University, Ramat-Aviv, 69978 Tel-Aviv (Israel)

[**] We thank the National Science Foundation (CHE 9910199) for funding this research, which was also supported in part by equipment grants (CHE 9974928 and CHE 0092036) from the National Science Foundation.

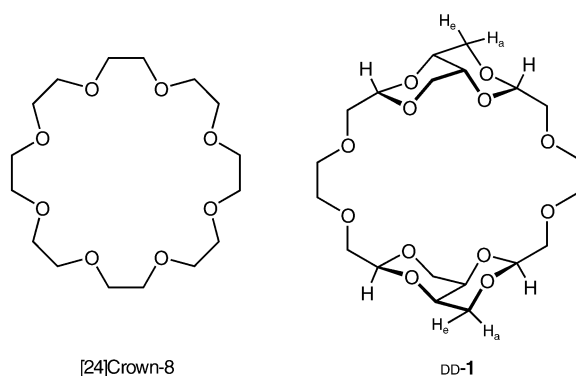


Supporting information for this article is available on the WWW under <http://www.angewandte.org> or from the author.

It is beyond any doubt that the O-inside conformations of *cis*-TOD with equatorial substituents (R) prevail at equilibrium.

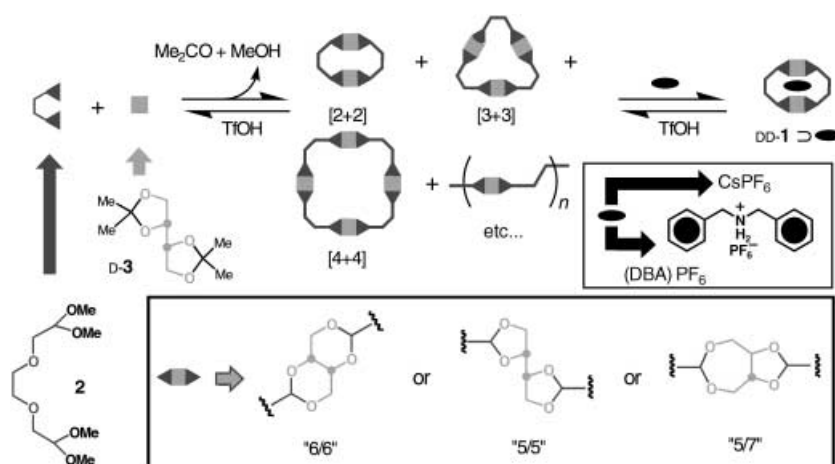
In a recent quest for chiral [24]crown-8 derivatives that will form either complexes (pseudorotaxanes) or interlocked molecular compounds (catenanes or rotaxanes) with secondary dialkylammonium ($R'_2NH_2^+$) ions,^[18] we have identified (Scheme 1) the macropolycyclic polyether DD-1 containing two 2,6-disubstituted *cis*-TOD residues with O-inside conformations which is derived from D-threitol and linked in a macrocyclic manner by linkers containing bismethylenedioxy units. Numerous [24]crown-8 constitutions can be identified within DD-1. Inspection of molecular models reveals that all 12 of the oxygen atoms in DD-1 can orient themselves toward the center of the relatively rigid host, thus creating an electron-rich environment for the complexation of electron-deficient guests, for example, $R'_2NH_2^+$ ions.

An initial attempt to react D-threitol^[19] with the diacetal **2**^[20] failed because of the insolubility of the former in organic solvents. We therefore decided to



Scheme 1. Structural formulas of [24]crown-8 and the [2+2] TOD-containing macropolycyclic polyether DD-1.

use a soluble derivative of D-threitol—namely the diacetonide D-3, which was prepared^[21] by stirring the tetraol in Me_2CO in the presence of H_2SO_4 . In the absence of a template, transacetalations (Scheme 2) between **2** and D-3 proceed rapidly at room temperature in both CD_3CN and $CDCl_3$, after addition of an acid catalyst (triflic acid, TfOH) to give a complex mixture of products, including [2+2] TOD-containing [24]crown-8 derivatives, as indicated (Supporting Information) by mass spectrometry and 1H NMR spectroscopy. The transacetalations are expected to occur with both enthalpic and entropic gains. For example, when DD-1 is a product, the thermodynamically more stable “6/6” bicycles (TODs) should be formed in preference to “5/5” bicycles, such as is present in D-3. Entropy should increase during the reaction of two molecules of **2** with two molecules of D-3 to give DD-1 with the expulsion of four molecules of Me_2CO and eight molecules of $MeOH$.



Scheme 2. The dynamic combinatorial virtual library (DCVL) generated in $CDCl_3$ solution from the diacetal **2** and the diacetonide D-3, prior to the addition of $CsPF_6$, after which $[DD-1 \supset Cs]^+$ becomes amplified from a mixture which could, in principle, contain bicycles with “6/6”, “5/5”, and “5/7” constitutions in all possible permutations. Although the use of $(DBA)PF_6$ as a template did amplify the formation of [2+2] macropolycycles in CD_3CN , it did not produce $[DD-1 \supset DBA]^+$ as a pure [2]pseudorotaxane.

The outcome of the reaction changed completely when dibenzylammonium hexafluorophosphate ($(DBA)PF_6$) was employed as the template. When this salt (1 equiv) was added to a solution of dry $CDCl_3$ containing equimolar amounts (40 mM) of **2** and D-3, a dynamic process could be initiated by addition of TfOH. Equilibrium was established after 3 days at 45 °C, and, while mass spectrometry revealed that the major products are [2+2] macropolycycles, 1H NMR spectroscopy indicated that they are also a complex mixture of isomers that contain different bicyclic diacetals. The region in the 1H NMR spectrum where signals for the acetal methine protons appear ($\delta = 4.4$ –5.5 ppm) shows that, among the several products present, no more than 64 % of the diacetal units^[22] are “6/6” bicycles. Nonetheless, while a mixture of bicyclic diacetals was present in the reaction products, the MALDI-TOF mass spectrum revealed a relatively intense peak at m/z 662.32 which corresponds to the [2]pseudorotaxane composed of a DBA^+ ion template encircled by a [2+2] macropolycycle. Although it is possible that the various complexes are kinetically stable under the conditions of the reaction, and so do not equilibrate, it is more likely that [2+2] macropolycycles containing “6/6” and other bicycles form close to isoenergetic [2]pseudorotaxanes.

Changing the template^[23] to $CsPF_6$ had a significantly beneficial effect upon the outcome (Scheme 2) of the dynamic transacetalations. The reaction between equimolar proportions (40 mM) of the diacetal **2** with the diacetonide D-3 in dry $CDCl_3$ at 45 °C, using Cs^+ ions as the template, was initiated by addition of TfOH as a catalyst. The equilibration process was monitored (Figure 1) by 1H NMR spectroscopy, primarily by focusing on the region ($\delta = 4.4$ –5.5 ppm) where the acetal methine protons resonate in the spectrum. As the initially observed methine proton triplet at $\delta = 4.52$ ppm arising from the starting diacetal **2** decreases over several days, numerous new acetal methine signals begin to appear further downfield beyond $\delta = 4.8$ ppm. Presumably, a com-

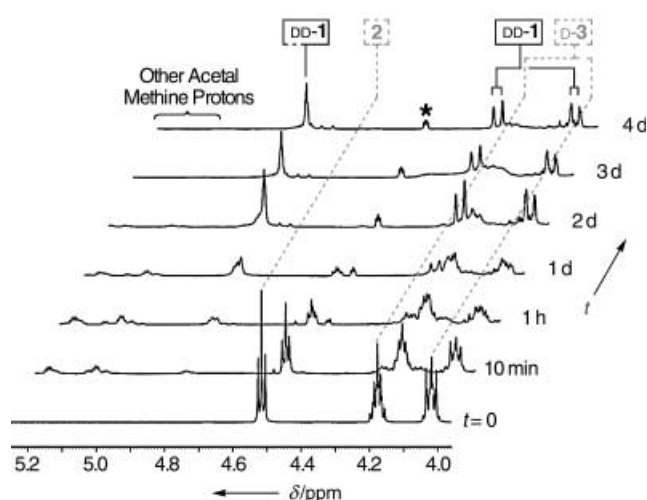


Figure 1. Stack of partial ^1H NMR spectra (500 MHz, CDCl_3 , 298 K) recorded with time of an equilibrating equimolar (40 mM) mixture of the diacetal **2** and the diacetone **D-3** in which Cs^+ ions are employed as the template. The slanting scale entries display the times after addition of the catalyst (TfOH) to initiate the equilibration process, which is complete after four days. The product is identified by solid lines and the reactant by dashed ones. The signal centered around $\delta = 4.5$ ppm and indicated by the asterisk results from a by-product formed during the reaction. It is removed during purification.

plex mixture containing isomeric bicyclic diacetals with “5/5”, “6/6”, and “5/7” constitutions is formed (Figure 2) under kinetic control. Subsequently and concomitantly, the resonances for these initially formed kinetic products decrease and a single predominantly broad singlet at $\delta = 4.86$ ppm, associated with the acetal methine protons in the “6/6” bicycle, begins to experience an increase in its relative intensity. Signals for the H_a and H_c protons (Scheme 1) in **DD-1** were also characteristically present in the spectrum as a broadened pair of doublets, centered on $\delta = 4.01$ ppm and 4.22 ppm, respectively. Thus, it is clear (Figure 2) that, as the resonances for the kinetic products undergo a decrease in their relative intensities, those associated with the macropolycyclic polyether containing two “6/6” bicycles increase in

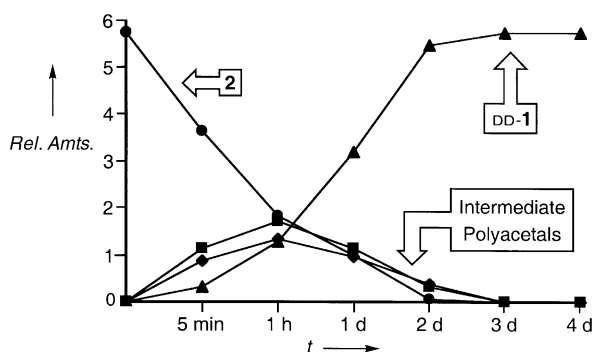


Figure 2. A graphical representation of the relative integrals (Rel. Amts.) for the acetal proton signals with time illustrating the consumption of the diacetal **2** (●), the production of two other intermediate polyacetals (■ and ♦) formed under kinetic control, and the formation of the macropolycyclic polyether **DD-1** from **2** and **D-3**, both 40 mM in CDCl_3 at 318 K.

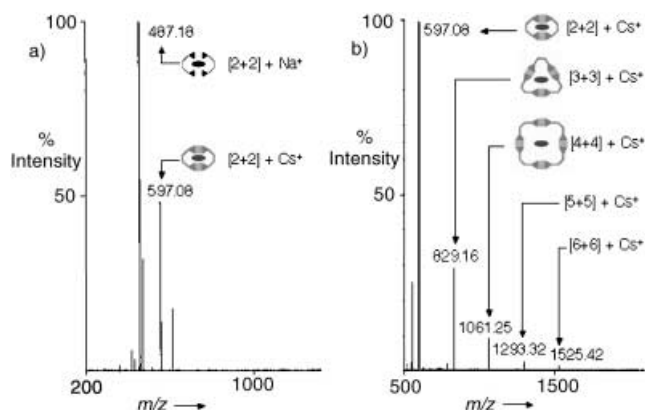
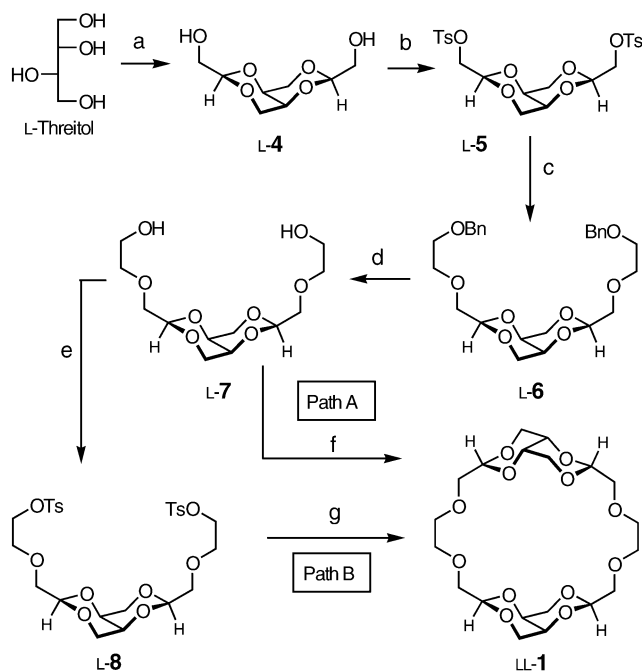


Figure 3. MALDI-TOF mass spectra of the equilibrium mixtures, obtained when the diacetal **2** and the diacetone **D-3** were equilibrated for nine days in a) CDCl_3 and b) CD_3CN in the presence of CsPF_6 as template and TfOH as catalyst.

their relative intensities, which indicates that **DD-1** is being amplified in the presence of the Cs^+ ion template. ^1H NMR spectroscopy indicates that the conversion^[24] of **2** and **D-3** into **DD-1** is all but quantitative after 3 days, that is, > 95% in dry CDCl_3 at 45 °C. The MALDI-TOF mass spectrum (Figure 3a) of the equilibrated reaction mixture showed molecular ion peaks for both $[M+\text{Na}]^+$ (Na^+ ions are present in the matrix) and $[M+\text{Cs}]^+$ arising from the [2+2] macropolycycle. Peaks for higher polycyclic oligomers were absent to all intents and purposes. When this dynamic reaction was scaled up (see Experimental Section), **DD-1** was isolated in a 58% (unoptimized) yield and fully characterized as the [2+2] TOD-containing [24]crown-8 derivative by mass spectrometry and 2D NMR spectroscopy.^[25] Interestingly, when CD_3CN is used as the reaction solvent, the Cs^+ ion template is not nearly as effective in amplifying **DD-1** from the dynamic mixture. In addition to this [2+2] macropolycyclic polyether, there is evidence for the presence of higher polycyclic oligomers.

To establish beyond any shadow of a doubt that the structure of the [2+2] macropolycyclic polyether corresponds to **DD-1**, and to be in a position to compare the efficiency of the dynamic approach with kinetic ones, we have synthesized **LL-1** in a conventional manner (Scheme 3). L-Threitol was treated with the glycoaldehyde dimer^[26] to give **L-4** in 70% yield. The ditosylate **L-5** was obtained from **L-4** in high yield and was used to alkylate, rather inefficiently, 2-(benzyloxy)-ethanol^[27] to afford the dibenzyl ether **L-6** in modest yield. Following near quantitative catalytic hydrogenolysis to give the diol **L-7**, it was tosylated to give the ditosylate **L-8** in a good yield. Macropolycyclization to form **LL-1** was achieved by means of two alternative pathways (Paths A and B) in the presence of base, under high dilution conditions using Cs^+ ions as templates to facilitate^[28] the formation of **LL-1**. Reaction (Path A) of the diol **L-7** with the ditosylate **L-5** gave **LL-1** in 6.7% yield, whereas reaction (Path B) of the diol **L-4** with the ditosylate **L-8** gave **LL-1** in 5.8% yield.

Clearly, the isolated overall yields of **DD/LL-1** starting from D/L-threitol using the kinetic approach is considerably lower (1.4% over five steps along Path A and 0.8% over six steps along Path B) than for the thermodynamic approach (mini-



Scheme 3. a) Glycolaldehyde dimer, 1 M HCl, 70%; b) TsCl, NaH, THF, 85 °C, 88%; c) 2-(benzyloxy)ethanol, NaH, DMF, 90 °C, 35%; d) H₂, Pd-C, EtOH, H₂O, 92%; e) TsCl, Et₃N, CH₂Cl₂, 68%; f) L-5, CsOTs, NaH, DMF, 100 °C, 6.9%; g) L-4, CsOTs, NaH, DMF, 100 °C, 5.8%. Ts = toluene-4-sulfonyl, Bn = benzyl.

mally 30% over two steps), thus proving the superiority of dynamic covalent chemistry^[1] over the more conventional procedures (Scheme 3). These preliminary results lay the foundations for the creation of much more intricate transacetalations^[29] and DCVLs, which will include many different components in the virtual library, as well as a range of templates, both reusable and consumable.

Experimental Section

2: HOCH₂CH₂OH (5 mL, 90 mmol) was added dropwise to a suspension of NaH (95%, 6.80 g, 269 mmol) in ClCH₂CH(OMe)₂ (100 mL, 896 mmol) at 0 °C. The reaction mixture was heated (140 °C) under reflux for 24 h and the resulting brown gum was dissolved in H₂O (100 mL). The aqueous solution was concentrated under high vacuum and then diluted again with H₂O (250 mL). The aqueous layer was extracted with CH₂Cl₂ (3 × 250 mL). The organic layers were combined, dried (Na₂SO₄), filtered, and concentrated under vacuum. The resulting oil was subjected to column chromatography (basic Al₂O₃, hexanes then CH₂Cl₂) to give **2** (19 g, 90%) as a pale yellow liquid. ¹H NMR (500 MHz, CD₃OD): δ = 3.37 (s, 12H), 3.50 (d, *J* = 5.2 Hz, 4H), 3.63 (s, 4H), 4.49 ppm (t, *J* = 5.2 Hz, 2H); ¹³C NMR (125 MHz, CD₃OD): δ = 54.3, 71.8, 104.1 ppm; FAB/MS: *m/z*: 499.3 [2*M*+Na]⁺, 261.3 [*M*+Na]⁺, 207.2 [*M*-OMe]⁺; HRMS (FAB) *m/z* calcd for C₁₀H₂₂NaO₆ [*M*+Na]⁺: 261.1314, found: 261.1314.

General procedure for NMR experiments. Compounds **2** (9.5 mg, 40 μmol) and **D-3** (8.1 mg, 40 μmol), in addition to either (DBA)PF₆ (8.8 mg, 22 μmol) or CsPF₆ (6.1 mg, 22 μmol) as the template, were added to an NMR tube and dissolved in either CDCl₃ or CD₃CN (1 mL). TfOH (2 μL, 0.02 μmol) was added to the mixture to initiate the dynamic process while the solutions were maintained at 45 °C. The equilibrations and amplifications of the products in the DCVLs were monitored by ¹H NMR spectroscopy and mass spectrometry.

DD-1: A mixture of **2** (181 mg, 0.80 mmol), **DD-3** (160 mg, 0.80 mmol), and CsPF₆ (122 mg, 0.44 mmol) was added to dry CHCl₃ (20 mL) and TfOH (40 μL, 0.45 μmol) was introduced into the stirred solution. The reaction mixture was maintained at 45 °C for 3 days and then quenched with *i*Pr₂NEt. The solvents were removed under vacuum and the resulting oil was subjected to column chromatography (SiO₂, CH₂Cl₂/MeOH (9:1)) to afford **DD-1** (108 mg, 58%) as a foamy solid. [α]_D = −18.0 (*c* = 1, CHCl₃). ¹H NMR (500 MHz, CDCl₃): δ = 3.60–3.78 (m, 20H), 3.79 (s, 4H), 3.98 (d, *J* = 12.8 Hz, 4H), 4.28 (d, *J* = 12.8 Hz, 4H), 4.86 ppm (brs, 4H); ¹³C NMR (125 MHz, CDCl₃): δ = 69.1, 69.6, 69.9, 70.6, 98.6 ppm; MALDI-TOF-MS *m/z* calcd for C₂₀H₃₂NaO₁₂ [*M*+Na]⁺: 487.1786, found: 487.1786.

Received: April 2, 2003 [Z51558]

Keywords: combinatorial chemistry · macrocycles · supramolecular chemistry · template synthesis · transacetalation

- a) P. A. Brady, R. P. Bonar-Law, S. J. Rowan, C. J. Suckling, J. K. M. Sanders, *Chem. Commun.* **1996**, 319–320; b) P. A. Brady, J. K. M. Sanders, *Chem. Soc. Rev.* **1997**, 26, 327–336; c) J.-M. Lehn, *Chem. Eur. J.* **1999**, 5, 2455–2463; d) J. K. M. Sanders, *Pure Appl. Chem.* **2000**, 72, 2265–2274; e) G. R. L. Cousins, S.-A. Poulsen, J. K. M. Sanders, *Curr. Opin. Chem. Biol.* **2000**, 4, 270–279; f) L. M. Greig, D. Philp, *Chem. Soc. Rev.* **2001**, 30, 287–302; g) I. Huc, R. Nguyen, *Comb. Chem. High Throughput Screening* **2001**, 4, 109–130; h) R. L. E. Furlan, S. Otto, J. K. M. Sanders, *Proc. Natl. Acad. Sci. USA* **2002**, 99, 4801–4804; i) S. J. Rowan, S. J. Cantrill, G. R. L. Cousins, J. K. M. Sanders, J. F. Stoddart, *Angew. Chem.* **2002**, 114, 938–993; *Angew. Chem. Int. Ed.* **2002**, 41, 898–952.
- For examples of catenanes incorporating metal–ligand coordination within their macrocyclic components, see a) M. Fujita, F. Ibukuro, H. Hagahira, K. Ogura, *Nature* **1994**, 367, 720–723; for examples of rotaxanes incorporating metal–ligand interactions within their dumbbell-shaped components that are formed by threading-followed-by-stoppering approaches, see b) A. J. Baer, D. H. Macartney, *Inorg. Chem.* **2000**, 39, 1410–1417; c) K. Chichak, M. C. Walsh, N. R. Branda, *Chem. Commun.* **2000**, 847–848; d) M. J. Gunter, N. Bampos, K. D. Johnstone, J. K. M. Sanders, *New J. Chem.* **2001**, 25, 166–173; for examples of rotaxanes incorporating metal–ligand interactions within their macrocyclic components that are formed by clipping reactions, see e) S.-Y. Chang, J. S. Choi, K.-S. Jeong, *Chem. Eur. J.* **2001**, 7, 2687–2697; f) C. A. Hunter, C. M. R. Low, M. J. Packer, S. E. Spey, J. G. Vinter, M. O. Vysotsky, C. Zonta, *Angew. Chem.* **2001**, 113, 2750–2754; *Angew. Chem. Int. Ed.* **2001**, 40, 2678–2682; for recent examples of metal–ligand coordination guiding other molecular self-assembly processes, see g) E. Stulz, Y.-F. Ng, S. M. Scott, J. K. M. Sanders, *Chem. Commun.* **2002**, 524–525; h) Y. Kubota, S. S. Sakamoto, K. Yamaguchi, M. Fujita, *Proc. Natl. Acad. Sci. USA* **2002**, 99, 4854–4856.
- For an example of a [2]catenane synthesis employing ring-opening and ring-closing metathesis (RORCM) and operating under thermodynamic control, see a) T. J. Kidd, D. A. Leigh, A. Wilson, *J. Am. Chem. Soc.* **1999**, 121, 1599–1600; for an example of a [2]catenane synthesis utilizing ring-closing metathesis (RCM), see b) M. Weck, B. Mohr, J.-P. Sauvage, R. H. Grubbs, *J. Org. Chem.* **1999**, 64, 5463–5471; for examples of [2]rotaxane syntheses using RCM, see c) J. A. Wisner, P. D. Beer, M. G. B. Drew, M. R. Sambrook, *J. Am. Chem. Soc.* **2002**, 124, 12469–12476; d) A. F. M. Kilbinger, S. J. Cantrill, A. W. Waltman, M. W. Day, R. H. Grubbs, *Angew. Chem.* **2003**, 115, 3403–3407; *Angew. Chem. Int. Ed.* **2003**, 42, 3281–3285.

- [4] For stoppering approaches to rotaxanes incorporating imine-containing dumbbells, see a) S. J. Cantrill, S. J. Rowan, J. F. Stoddart, *Org. Lett.* **1999**, *1*, 1363–1366; b) S. J. Rowan, J. F. Stoddart, *Org. Lett.* **1999**, *1*, 1913–1916; for rotaxanes incorporating an imine-containing macrocycle formed by clipping, see c) P. T. Glink, A. I. Oliva, J. F. Stoddart, A. J. P. White, D. J. Williams, *Angew. Chem.* **2001**, *113*, 1922–1927; *Angew. Chem. Int. Ed.* **2001**, *40*, 1870–1875; d) M. Horn, J. Ihringer, P. T. Glink, J. F. Stoddart, *Chem. Eur. J.* **2003**, *17*, 4046–4054; for a recent example of the use of imines in other molecular self-assembly processes, see e) M. Hochgürtel, R. Biesinger, H. Kroth, D. Piecha, M. W. Hofmann, S. Kraus, O. Schaaf, C. Nicolau, A. V. Eliseev, *J. Med. Chem.* **2003**, *46*, 356–358.
- [5] For rotaxanes containing disulfide units in their dumbbell-shaped components that are formed by riveting and stoppering approaches, see a) A. G. Kolchinski, N. W. Alcock, R. A. Roesner, D. H. Busch, *Chem. Commun.* **1998**, 1437–1438; b) Y. Furusho, T. Hasegawa, A. Tsuboi, N. Kihara, T. Takata, *Chem. Lett.* **2000**, 18–19; c) T. Oku, T. Furusho, T. Takata, *J. Polym. Sci. Part A* **2003**, *41*, 119–123; for examples of the use of disulfide groups in other molecular self-assembly processes, see d) H. Hioki, W. C. Still, *J. Org. Chem.* **1998**, *63*, 904–905; e) S.-W. Tam-Chang, J. S. Stehouwer, J. Hao, *J. Org. Chem.* **1999**, *64*, 334–335; f) S. Otto, R. L. E. Furlan, J. K. M. Sanders, *J. Am. Chem. Soc.* **2000**, *122*, 12063–12064; g) O. Ramström, J.-M. Lehn, *ChemBioChem* **2000**, *1*, 41–48; h) S. Otto, R. L. E. Furlan, J. K. M. Sanders, *Science* **2002**, *297*, 590–593; i) for the use of disulfide groups in the amplification of a catalyst from a DCL, see B. Brisig, J. K. M. Sanders, S. Otto, *Angew. Chem.* **2003**, *115*, 1308–1311; *Angew. Chem. Int. Ed.* **2003**, *42*, 1270–1273.
- [6] a) D. B. Amabilino, J. F. Stoddart, *Chem. Rev.* **1995**, *95*, 2725–2828; b) *Molecular Catenanes, Rotaxanes, and Knots* (Eds.: J.-P. Sauvage, C. Dietrich-Buchecker), Wiley-VCH, Weinheim, **1999**.
- [7] For an example of the use of acetals in the synthesis of natural products, see A. Nadin, K. C. Nicolaou, *Angew. Chem.* **1996**, *108*, 1732–1766; *Angew. Chem. Int. Ed. Engl.* **1996**, *35*, 1622–1656.
- [8] For examples of the use of esters in DCLs, see a) P. A. Brady, J. K. M. Sanders, *J. Chem. Soc. Perkin Trans. 1* **1997**, 3237–3253; b) S. J. Rowan, J. K. M. Sanders, *J. Org. Chem.* **1998**, *63*, 1536–1546; c) G. Kaiser, J. K. M. Sanders, *Chem. Commun.* **2000**, 1763–1764; d) P. S. Lukeman, J. K. M. Sanders, *Tetrahedron Lett.* **2000**, *41*, 10171–10174.
- [9] For examples of the use of hydrazones in DCLs, see a) G. R. L. Cousins, S.-A. Poulsen, J. K. M. Sanders, *Chem. Commun.* **1999**, 1575–1576; b) R. L. E. Furlan, G. R. L. Cousins, J. K. M. Sanders, *Chem. Commun.* **2000**, 1761–1762; c) T. Bunyapaiboonsri, O. Ramström, S. Lohmann, J.-M. Lehn, L. Peng, M. Goeldner, *ChemBioChem* **2001**, *2*, 438–444; d) R. L. E. Furlan, Y.-F. Ng, S. Otto, J. K. M. Sanders, *J. Am. Chem. Soc.* **2001**, *123*, 8876–8877; e) G. R. L. Cousins, R. L. E. Furlan, Y.-F. Ng, J. E. Redman, J. K. M. Sanders, *Angew. Chem.* **2001**, *113*, 437–442; *Angew. Chem. Int. Ed.* **2001**, *40*, 423–428; f) R. L. E. Furlan, Y.-F. Ng, G. R. L. Cousins, J. E. Redman, J. K. M. Sanders, *Tetrahedron* **2002**, *58*, 771–778; g) S. L. Roberts, R. L. E. Furlan, S. Otto, J. K. M. Sanders, *Org. Biomol. Chem.* **2003**, *1*, 1625–1633.
- [10] For an example of the use of anhydrides of hydroxyborazarene aromatic compounds in DCLs, see P. J. Comina, D. Philp, B. M. Kariuki, K. D. M. Harris, *Chem. Commun.* **1999**, 2279–2280.
- [11] For an example of the use of oximes in DCLs, see V. A. Polyakov, M. I. Nelen, N. Nazarpak-Kandlousy, A. D. Ryabov, A. V. Eliseev, *J. Phys. Org. Chem.* **1999**, *12*, 357–363.
- [12] A number of dioxadiazadecalin–salen tautomeric macrocycles and complexes have been shown to constitute dynamic combinatorial virtual libraries (DCVLs); see A. Star, I. Goldberg, B. Fuchs, *Angew. Chem.* **2000**, *112*, 2797–2801; *Angew. Chem. Int. Ed.* **2000**, *39*, 2685–2689.
- [13] J. F. Stoddart, *Stereochemistry of Carbohydrates*, Wiley-Interscience, New York, **1971**.
- [14] a) S. A. Barker, E. J. Bourne, *Adv. Carbohydr. Chem.* **1952**, *7*, 137–207; b) J. A. Mills, *Adv. Carbohydr. Chem.* **1955**, *10*, 1–53; c) R. U. Lemieux, J. Howard, *Can. J. Chem.* **1963**, *41*, 393–398.
- [15] A good example is the acid-catalyzed reaction between glycerol and isobutyraldehyde. Since the activation energy is less for the formation of the five-membered (1,3-dioxolane) ring acetals, they are formed faster under kinetic control than the six-membered (1,3-dioxane) ring acetals—both the *cis* and the *trans* isomers. However, since both reactions are reversible and the dioxanes are more stable than the dioxolanes, the former eventually constitute the major products of the reaction. Moreover, the acid-catalyzed equilibration of the dioxolane–dioxane system proceeds via an oxycarbenium ion and does not necessarily require water; see a) R. J. Abraham, H. D. Banks, E. L. Eliel, O. Hofer, M. K. Kaloustian, *J. Am. Chem. Soc.* **1972**, *94*, 1913–1918; b) E. L. Eliel, S. H. Wilen, *Stereochemistry of Organic Compounds*, Wiley, New York, **1994**, pp. 678–682.
- [16] I. J. Burden, J. F. Stoddart, *J. Chem. Soc. Perkin Trans. 1* **1975**, 666–674 and 675–682.
- [17] a) R. B. Jensen, O. Buchardt, S. E. Jorgensen, J. U. R. Nielsen, G. Schroll, C. Altona, *Acta Chem. Scand. Ser. B* **1975**, *29*, 373–378; b) J.-L. Gras, A. Poncet, *Synth. Commun.* **1992**, *22*, 405–409; c) H. Senderowitz, A. Linden, I. Golender, S. Abramson, B. Fuchs, *Tetrahedron* **1994**, *50*, 9691–9706; d) H. Senderowitz, I. Golender, B. Fuchs, *Tetrahedron* **1994**, *50*, 9707–9728; e) H. Jatzke, K. Frische, M. Greenwald, I. Golender, B. Fuchs, *Tetrahedron* **1997**, *53*, 4821–4834; f) A. Linden, H. Beckhaus, S. P. Verevkin, C. Rückardt, B. Ganguly, B. Fuchs, *J. Org. Chem.* **1998**, *63*, 8205–8211; g) M. Grabarnik, N. G. Lemcoff, R. Madar, S. Abramson, S. Weinman, B. Fuchs, *J. Org. Chem.* **2000**, *65*, 1636–1642; h) S. Abramson, E. Ashkenasi, K. Frische, I. Goldberg, L. Golender, M. Greenwald, N. G. Lemcoff, R. Madar, S. Weinman, B. Fuchs, *Chem. Eur. J.*, in press.
- [18] For a recent review, see S. J. Cantrill, A. R. Pease, J. F. Stoddart, *J. Chem. Soc. Dalton Trans.* **2000**, 3715–3734.
- [19] a) P. W. Feit, *J. Med. Chem.* **1964**, *7*, 14–17; b) M. Carmack, C. J. Kelley, *J. Org. Chem.* **1968**, *33*, 2171–2173; c) J. Bourson, L. Oliveros, *Bull. Soc. Chim. Fr.* **1977**, *11*, 1241.
- [20] R. Fahrang, D. Sinou, *Bull. Soc. Chim. Belg.* **1989**, *98*, 387–393.
- [21] A. B. Foster, A. H. Olavesen, J. M. Webber, *J. Chem. Soc.* **1961**, 5095–5097.
- [22] This percentage conversion is based on a comparison of the integrals for all the acetal methine proton resonances in the $\delta = 4.4$ –5.5 ppm range.
- [23] CsPF₆ was obtained by adding a saturated aqueous solution of NH₄PF₆ to an aqueous solution of CsCl. The resulting precipitate was filtered off and dried under vacuum.
- [24] This estimate of the extent of the conversion is based on the integration of all the acetal methine proton signals in the ¹H NMR spectrum.
- [25] The dynamic approach was equally successful in providing LL-1 starting from L-threitol. The optical rotation was approximately equal to its enantiomer (DD-1), but of opposite sign ($[\alpha]_D = +19.0$ (*c* = 1, CHCl₃)).
- [26] K. Frische, M. Greenwald, E. Ashkenasi, N. G. Lemcoff, S. Abramson, L. Golender, B. Fuchs, *Tetrahedron Lett.* **1995**, *36*, 9193–9196.
- [27] J. A. Marshall, J. D. Trometer, B. E. Blough, T. D. Crute, *J. Org. Chem.* **1988**, *53*, 4274–4282.
- [28] G. Dijkstra, W. H. Kruizinga, R. M. Kellogg, *J. Org. Chem.* **1987**, *52*, 4230–4234.
- [29] Transacetalation has been used successfully in the synthesis of dendritic polyacetals; see N. G. Lemcoff, B. Fuchs, *Org. Lett.* **2002**, *4*, 731–734.