

A Journal of the Gesellschaft Deutscher Chemiker

Angewandte Chemie

GDCh

International Edition

www.angewandte.org

Accepted Article

Title: Four-step domino reaction enables fully controlled non-statistical synthesis of hexaarylbenzene with six different aryl groups

Authors: Benedikt W. Grau, Maximilian Dill, Frank Hampel, Axel Kahnt, Norbert Jux, and Svetlana B. Tsogoeva

This manuscript has been accepted after peer review and appears as an Accepted Article online prior to editing, proofing, and formal publication of the final Version of Record (VoR). This work is currently citable by using the Digital Object Identifier (DOI) given below. The VoR will be published online in Early View as soon as possible and may be different to this Accepted Article as a result of editing. Readers should obtain the VoR from the journal website shown below when it is published to ensure accuracy of information. The authors are responsible for the content of this Accepted Article.

To be cited as: *Angew. Chem. Int. Ed.* 10.1002/anie.202104437

Link to VoR: <https://doi.org/10.1002/anie.202104437>

RESEARCH ARTICLE

Four-Step Domino Reaction Enables Fully Controlled Non-statistical Synthesis of Hexaarylbenzene with Six Different Aryl Groups

Benedikt W. Grau,^[a] Maximilian Dill,^[b] Frank Hampel,^[a] Axel Kahnt,^[c] Norbert Jux,^[b] Svetlana B. Tsogoeva^{*[a]}

Dedication ((optional))

- [a] B. Grau, Dr. F. Hampel, Prof. Dr. S.B. Tsogoeva
Organic Chemistry Chair I and Interdisciplinary Center for Molecular Materials (ICMM)
Friedrich-Alexander University of Erlangen-Nürnberg
Nikolaus Fiebiger-Straße 10, 91058 Erlangen, Germany
E-mail: svetlana.tsogoeva@fau.de
- [b] M. Dill, Prof. Dr. N. Jux
Organic Chemistry Chair I and Interdisciplinary Center for Molecular Materials (ICMM)
Friedrich-Alexander University of Erlangen-Nürnberg
Nikolaus Fiebiger-Straße 10, 91058 Erlangen, Germany
- [c] PD Dr. A. Kahnt
Leibniz Institute of Surface Engineering (IOM)
Permoserstr. 15, 04318 Leipzig, Germany

Abstract: Hexaarylbenzene (HAB) derivatives are versatile aromatic systems playing a significant role as chromophores, liquid crystalline materials, molecular receptors, molecular-scale devices, organic light-emitting diodes and candidates for organic electronics. Statistical synthesis of simple symmetrical HABs is known *via* low-yielding cyclotrimerization or Diels-Alder reactions. By contrast, the synthesis of more complex, asymmetrical systems, and without involvement of statistical steps, remains an unsolved problem. Here we present a generally applicable synthetic strategy to access asymmetrical HAB *via* an atom-economical and high-yielding metal-free four-step domino reaction using nitrostyrenes and α,α -dicyanoolefins as easily available starting materials. Resulting domino product – functionalized triarylbenzene (TAB) – can be used as a key starting compound to furnish asymmetrically substituted hexaarylbenzenes in high overall yield and without involvement of statistical steps. This straightforward domino process represents a distinct approach to creating diverse and still unexplored HAB scaffolds, containing six different aromatic rings around central benzene core.

Introduction

Benzene, a six-membered hydrocarbon aromatic ring system, is one of the most abundant structural features in chemistry, ranging e.g., from natural products,^[1] ligand systems for metal complexes^[2] to pharmaceuticals.^[3] The benzene ring possesses manifold interesting electronic properties which makes it indispensable as building block in extended conjugated systems used as organic semiconductors.^[4] Expansion of polycyclic aromatic hydrocarbons leads to a smaller gap between HOMO and LUMO of the molecule – which means they can be more easily transferred into their excited state: as a result, these

RESEARCH ARTICLE

molecules absorb in the UV or visible light range, are often colored and find use as photosensitizers, dyes or chromophores.^[5]

If every hydrogen atom in benzene is replaced by further benzene rings, the system is expanded to hexaphenylbenzene (HPB, Fig. 1a), which exhibits propeller chirality and toroidal delocalization.^[6] By substitution of the outer phenyl rings with the same or different functional groups, these derivatives can be described in general as hexaarylbenzenes (HAB, Fig. 1a). These systems are of high interest,^[7] as they have been already established in multiple applications like molecular chromophores,^[8] mesomorphic materials^[9] or molecular capsules.^[10] By Scholl-oxidation HAB can be converted to hexabenzocoronene (HBC), which is used in electronics,^[11] spintronics,^[12] catalysis^[13] and as model for graphene^[14] or its synthesis.^[15] As a result, construction of novel asymmetrical HABs, their investigation and fine tuning of their properties, is of high demand. However, existing synthetic methods, like Diels-Alder reactions,^[16] cyclotrimerization^[17] or Suzuki-coupling of multi-halogenated derivatives,^[18] do not offer full control of the final HAB constitution, i.e., access to all 36 combinatorically possible constitution isomers or substitution patterns for arbitrary substituents.^[19] Moreover, for a given six different aryl groups around benzene core, there are $6!/6 = 120$ distinguishable isomers possible (because each of the six substituents can be assigned to any of the six core benzene carbons), comprising of 60 position isomers that exist each as a pair of - rapidly racemizing - enantiomers, due to propeller chirality of the HAB.^[20] As a result, conventional synthesis gives complex mixtures of very similar molecules, bearing similar physical properties. Separation and isolation of a desired single target HAB is hardly possible and only in low yield (Fig. 1b). Moreover, examples of controlled post-modification of HAB scaffolds are still very rare.^[17b] Hence, these standard methodologies are not feasible to obtain more complex, asymmetrically substituted systems. Under these circumstances it is not surprising that to date there is only one single example for a HAB, bearing six differently substituted phenyl rings.^[21] Although the approach, which functionalizes 2-methoxy thiophene, marks a great milestone, it suffers from low overall yields, small scales and harsh reaction conditions. Additionally, final [4+2] cycloaddition is a statistical reaction, which results in two different products when employing an asymmetric tolan (Fig. 1c). The mixture of stereoisomers was inseparable without post-modification of the final product, therefore critically limiting

RESEARCH ARTICLE

the applicability of this method. The challenge of designing a general, reliable and non-statistical route for synthesis of HABs is, therefore, not yet met, which makes development of new synthetic approaches highly desirable.

In addition to conventional “stop-and-go” synthetic methodologies, domino reactions have attracted high attention since recently. These processes include a cascade of multiple reactions which proceed sequentially and where previous step triggers its successor, yielding complex molecules with a single workup and purification process. Thereby domino processes are time saving, waste reducing, atom efficient and can be considered a green method superior to step-wise synthesis approaches.^[22] Even more cost efficient are metal-free multi-step domino reactions, as these are much less expensive than those using metal catalysts.^[23]

Having this in mind, we developed a novel 4-step domino-process yielding hexa-substituted triarylbenzene (TAB) derivatives to fill the existing gap in non-statistical synthetic methods towards HAB (Fig. 1d). The domino sequence, employing easily available precursors, gives full control of the substitution pattern on the central benzene core. The three additional and different functional groups on the core-ring of TAB domino product allow stepwise introduction of three further aromatic rings *via* further synthetic steps. This approach offers the first scalable synthetic method towards HAB without any statistical steps, which allows access to complete theoretically possible chemical space for HABs in a pre-designed way.

Results and Discussion

A novel domino reaction as a key unlocking the non-statistical synthesis of hexaarylbenzene:

Reaction development

We set out by investigating three-component domino reaction of 4-methylnitrostyrene (**1a**), 1-(4-fluorophenyl)-2-phenylethan-1-one and malononitrile using DABCO as catalyst and acetonitrile as solvent (Fig. 2a). However, no conversion towards desired product **6a** was observed, since Knoevenagel condensation step was not feasible under the chosen conditions (see Fig. S1). Instead, Michael product of nitrostyrene and malononitrile (see Fig. S2) preferably forms, and reacts further to a complex mixture

RESEARCH ARTICLE

of undesired products (see Fig. S3 and Fig. S4). Hence, we decided to use preformed Knoevenagel product **2a** in the domino reaction towards TAB **6a** (Fig. 2b).

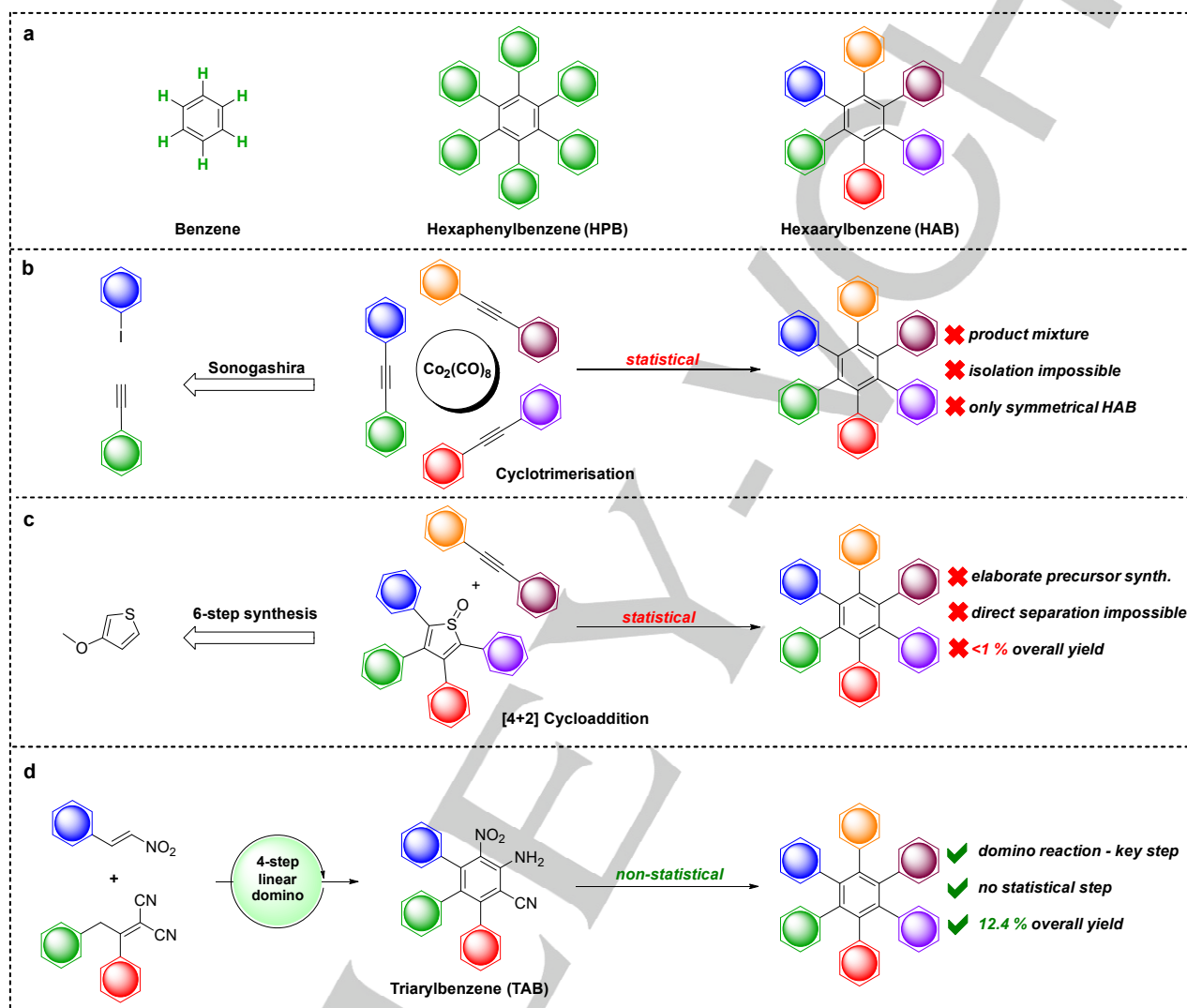
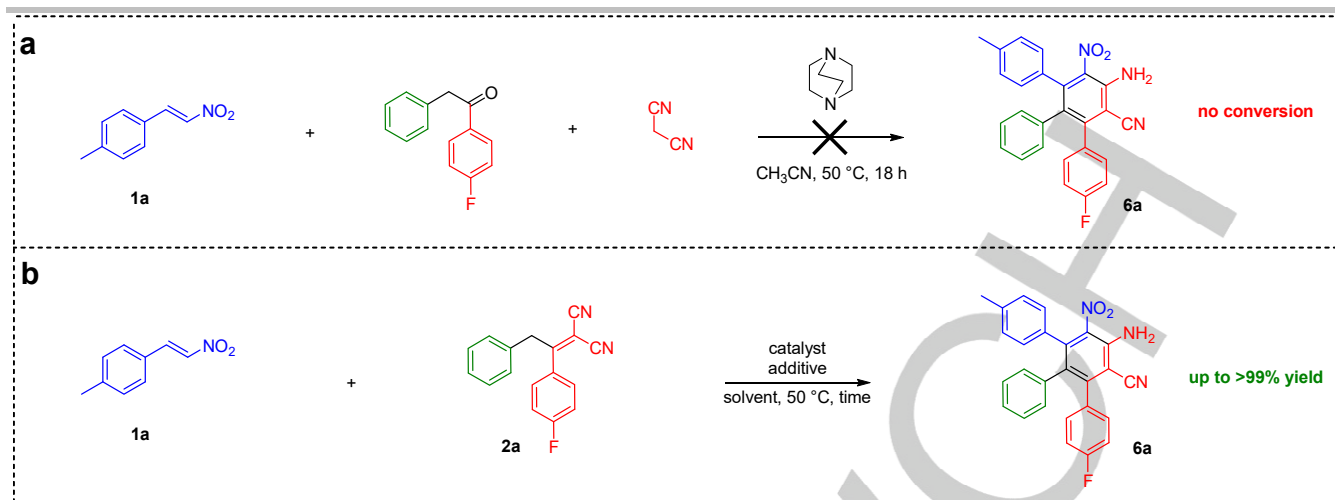


Fig. 1. Outline of known and proposed synthesis of HABs. **a**, Benzene and hexaarylbenzene. **b**, Shortcomings of established synthetic methods like cyclotrimerization or **c**, Diels-Alder reaction. **d**, This work: novel approach to the synthesis of hexaarylbenzene with complete control over aryl-installing steps.

RESEARCH ARTICLE

**c**

Entry	Base (equiv.)	Solvent	Time (h)	Yield	Entry	Base / Additive (equiv./equiv.)	Solvent	Time (h)	Yield
1 [#]	DABCO (1)	CH ₃ CN	18	n.c.	9	DMAP (1 / 0)	CH ₃ CN	18	46%
2	DABCO (1)	CH ₃ CN	18	76%	10	Pyridine (1 / 0)	CH ₃ CN	18	n.c.
3	DABCO (1)	THF	72	78%	11	TEA (1 / 0)	CH ₃ CN	22	55%
4	DABCO (1)	Toluene	72	70%	12	DABCO/CuBr ₂ (1 / 0.25)	CH ₃ CN	96	58%
5	DABCO (1)	H ₂ O	18	n.c.	13	DABCO/Thiourea (1 / 0.25)	CH ₃ CN	96	94%
6	DABCO (1)	CH ₂ Cl ₂	72	41%	14	DABCO/Urea (1 / 0.25)	CH ₃ CN	96	63%
7	DBU (1)	CH ₃ CN	18	14%	15	DABCO/Thiourea (1 / 0.5)	CH ₃ CN	72	>99%
8	DIPEA (1)	CH ₃ CN	18	22%	16 [*]	DABCO/Thiourea (1 / 0.5)	CH ₃ CN	18	>99%

[#]conditions shown in Fig. 2a were used^{*}Reaction temperature: 70 °C

Fig. 2. Development of novel domino reaction. **a**, Initial attempt of synthesizing TAB compound **6a** via three-component domino reaction (see entry 1). **b**, Developed two-component four-step domino reaction towards TAB **6a** (entries 2-16), additional entries can be found in Table S1. **c**, Screening of reaction conditions.

To our delight, this second attempt of the two-component domino reaction using DABCO in acetonitrile already resulted in good yield of 76% after 18 h (Fig. 2c, entry 2). As we were able to identify the

RESEARCH ARTICLE

cyclohexadiene intermediate **5a** (Fig. 3d), we prolonged the reaction time till the corresponding spots of reactants on TLC disappeared completely. Extensive screening of solvents (Fig. 2c, entries 3-6) and catalysts (Fig. 2c, entries 7-11) did not result in any improvements, so we focused on using different additives (Fig. 2c, entries 12-16). While copper(II)bromide (Fig. 2c, entry 12) and urea (Fig. 2c, entry 14) were decreasing the yield, addition of thiourea improved the yield significantly to 94% (Fig. 2c, entry 13). After optimizing the amounts of additive (Fig. 2c, entry 15) and the temperature (Fig. 2c, entry 16), we were able to isolate the desired product in quantitative yield. The role of thiourea additive in the presented domino reaction is not trivial. In the first glance, thiourea can be expected to interact, *via* hydrogen-bonding, with a nitro group of the nitroolefins and to enhance their electrophilicity, and, therefore, to accelerate the Michael addition step.^[24] However, since urea additive did not have a similarly beneficial effect on the reaction yield as its thio analogue (Fig. 2c, entries 12-14), a hydrogen bonding mechanism can be clearly ruled out. Notably, recently reported theoretical investigations demonstrate that e.g., superoxide radical anion and hydroxyl radical can be scavenged efficiently by thiourea but not by urea.^[25] In line with this, we propose, that thiourea might trap some radicals, suppressing undesired side reactions during the aromatization step, resulting in high product yields.

Having the optimized reaction conditions in hand, we next explored the scope of reaction to investigate effect of different types of substituents at aromatic rings of TAB (Fig. 3a). To show the power of the reaction and demonstrate its versatility, we first synthesized derivatives **6b-6m** (Fig. 3b). By simply varying the corresponding starting materials, we were able to construct TABs with electron donating or electron withdrawing groups selectively on each of the three rings in up to 88% yield (i.e. average of 97% per step). Since no clear trends of substituents' influence on reaction outcome was observable, we additionally synthesized derivative **6n** with unsubstituted phenyl rings. The moderate yield of 40% confirmed that substituents in general seem to have a beneficial influence on the overall yield. In addition, we also synthesized derivatives **6o** and **6p**, which might be interesting candidates for post-modifications e.g., for synthesis of CF₃-containing bioactive quinazoline-scaffolds (starting from **6o**) or Suzuki-coupling reactions (using **6p**). Finally, we employed sterically hindered nitrostyrenes leading to **6q**, **6r**, **6s** and **6t** in moderate to good yields (up to 51% over four steps). Even though a 34% yield for dicarbazole based

RESEARCH ARTICLE

TAB **6t** seems only moderate at first sight, one has to note that this corresponds to an average yield of 76% per step over four steps, which is still remarkable. In general, all substituents were well tolerated by the reaction, allowing for moderate to excellent yields, confirming the novel domino reaction as a new powerful approach to highly functionalized aromatic systems.

As reaction mechanism we proposed a linear four-step domino process as depicted in (Fig 3d): the first step consists of a vinylogous Michael addition, resulting in dicyanoolefin **3**. As **3** possesses two stereocenters, it consequently yields a mixture of two diastereomers, which we isolated and characterized during our investigations for **3a**. Compound **3** can then again be deprotonated on the nitroalkane unit to allow intramolecular cyclization by attacking one cyano-group to give six-membered ring containing structure **4**. The resulting imine can now undergo an imine-enamine tautomerization to yield cyclohexadiene derivative **5**, which we isolated and characterized for **5a**. In the final step, the six-ring in **5a** is aromatized towards the desired product **6**.

Synthesis of hexaarylbenzene

After having developed the synthetic route towards key precursor **6a**, we next aimed at the synthesis of the HAB derivative bearing six different aryl rings. To achieve this goal, we carried out big scale synthesis of starting materials: Nitrostyrene **1a** and α,α -dicyanoolefin **2a** were synthesized according to literature known procedures^[23a, 26] in multi-gram scale (Fig. 4a). To ensure our four-step domino reaction was applicable in gram scale, we performed an upscaling, resulting in 1.64 g of product in 78% yield (94% per step). This result again verifies the novel reaction as key stepping stone for HAB synthesis, albeit the reaction time had to be prolonged to 24 hours.

Starting with more than 1g of **6a**, we chose a set of conventional transformations to carry out a straightforward synthesis of selected HAB **15** (Fig. 4c). To keep the whole procedure facile and general, we decided to introduce the fourth aromatic ring as late as possible. Therefore, we choose first to transform **6a** with copper(II)bromide and *iso*-amyl nitrite in a Sandmeyer-type reaction to the corresponding bromine derivative **7**, which could be obtained in 98% yield.

RESEARCH ARTICLE

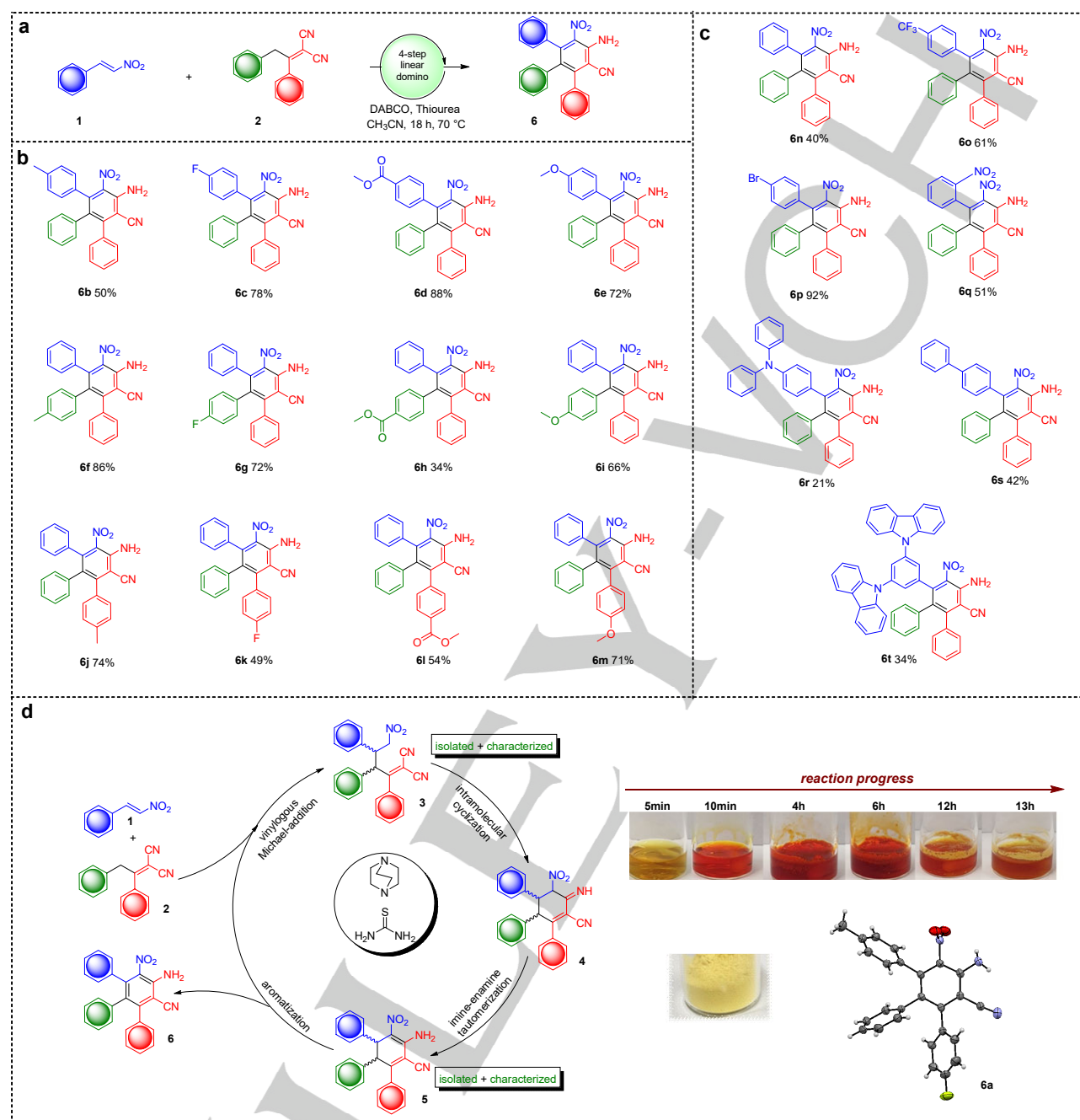


Fig. 3. Scope of the novel four-step linear domino reaction. **a**, General reaction equation. **b**, Systematic evaluation of functional group influence on isolated product yield. **c**, Scope expansion. **d**, Reaction mechanism, color change of the reaction mixture over time and crystal structure of **6a**.

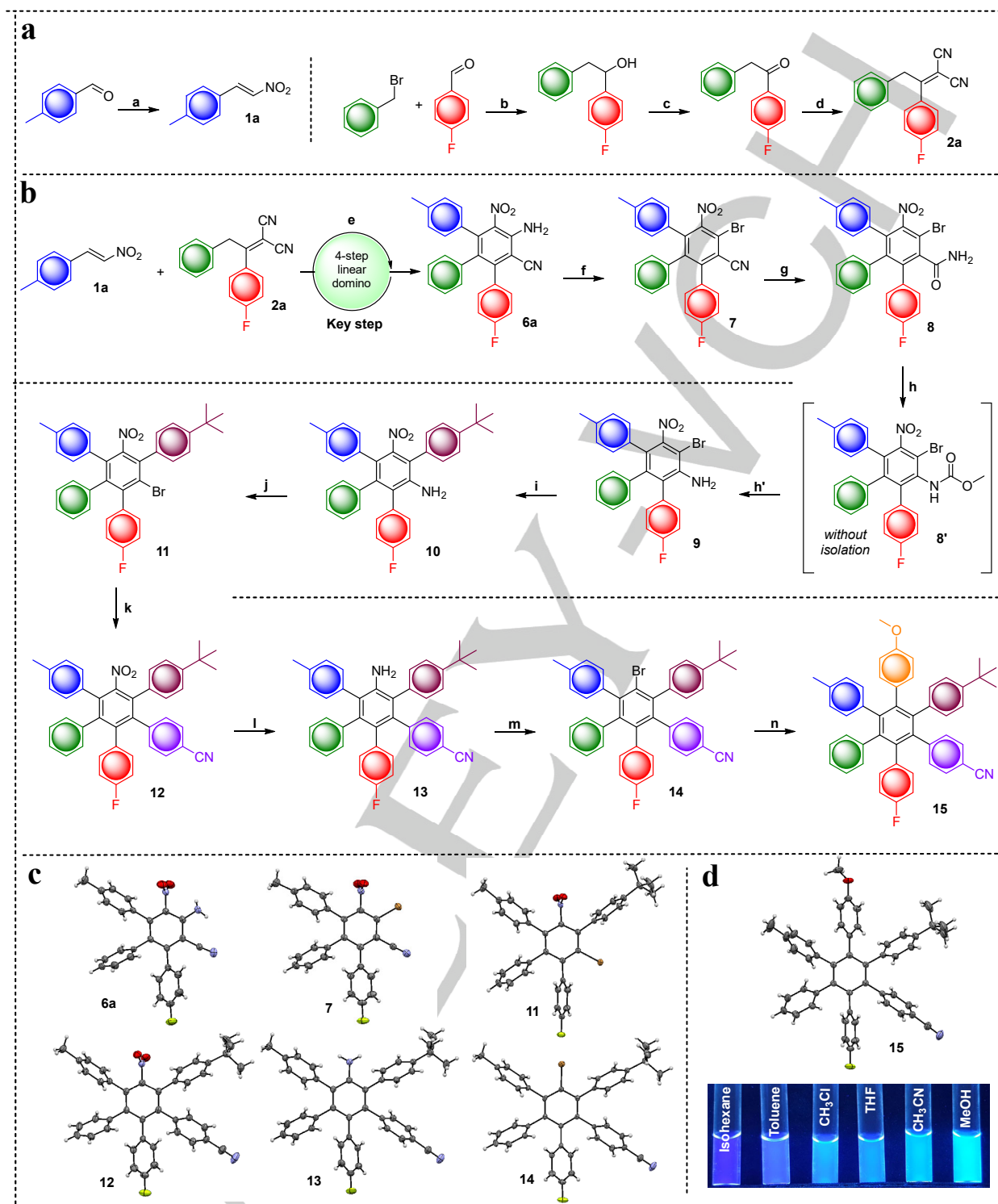


Fig. 4. Total synthesis of hexaarylbenzene with domino reaction as key step. **a**, Synthesis of starting materials: a) CH_3NO_2 , NH_4OAc , reflux, 95 % yield; b) 1. Mg, Et_2O , benzylbromide, r.t. \rightarrow 40°C , 2. 4-fluorobenzaldehyde, $-78^\circ\text{C} \rightarrow 40^\circ\text{C}$ >99 % yield; c) Pyridinium chlorochromate, CH_2Cl_2 , r.t., 89 % yield; d) malononitrile, $\text{NH}_4\text{OAc}/\text{HOAc}$, Toluene, 120°C , 92 % yield. **b**, e) Large scale synthesis of **6a** (78% yield); f) CuBr_2 , iso-amyl nitrite, CH_3CN , 50°C , 98 % yield; g) $\text{H}_2\text{O}_2/\text{DMSO}$, r.t.; 91 % yield; h) 1. bis(methoxycarbonyl)phenyliodine,

RESEARCH ARTICLE

KOH, MeOH, 0°C → r.t., 2. KOH/MeOH (aq. 30%), reflux, 89 % yield; i) Pd(dppf)Cl₂·DCM, Cs₂CO₃, corresponding boronic acid, toluene/H₂O, 100°C, 88% yield; j) CuBr₂, iso-amyl nitrite, CH₃CN, 50°C, 94 % yield; k) Pd(dppf)Cl₂·DCM, Cs₂CO₃, corresponding boronic acid, toluene/H₂O, 100°C, 80% yield; l) Zn, FeCl₃, DMF/H₂O (5:1), ultrasonic bath, 66% yield; m) isoamyl nitrite, bromoform, 100°C, 59% yield; n) Pd(dppf)Cl₂·DCM, Cs₂CO₃, corresponding boronic acid, toluene/H₂O, 100°C, 57% yield. Overall yield: 7.5% (12.4% starting from domino product **6a**). **c**, Crystal structures of **6a**, **7**, **11**, **12** and **14**. **d**, Crystal structure and solvatochromic effect of **15**.

Subsequently, we chose the hydrolysis and the Hoffman rearrangement as follow-up steps, in order to convert the nitrile group into the corresponding amine **9**. Unfortunately, literature reported procedures were not feasible for bromine **7** as the derivative is quite insoluble in polar or aqueous media.^[27] For this reason, we chose to modify the procedure by changing the ratio of DMSO to H₂O₂ from 2:1 to 5:1, which resulted in reduced reaction time of 30 minutes with 91% isolated yield of **8**. Since reaction conditions of both steps of following Hoffmann-rearrangement are quite similar, we combined these two steps in an unprecedented one-pot procedure to give amine **9** in overall yield of 89%. Next, we chose modified Suzuki conditions,^[28] employing Pd(dppf)Cl₂·DCM as catalyst, which gave the desired four-ring system **10** in 88% yield, starting from compound **9**. The obtained 4-*t*-butylaryl derivative **10** subsequently underwent Sandmeyer type transformation, towards the corresponding bromine **11** in 94% yield. Attempts to reduce the nitro group in **11** before Suzuki-coupling, were not successful, because all reactions employed did either not show any conversion or resulted in dehalogenation. We therefore decided to change the order of steps and introduced the fifth ring through Suzuki-coupling, before reduction of the nitro group, in 80 % yield of **12**. Reduction of nitro-group in 4-cyanoaryl derivative **12** turned out to be quite challenging, since different established methodologies did not result in conversion to the desired amine **13**. To our delight, after thorough screening (see Table S2), we found that using combination of Zn and FeCl₃ in DMF/H₂O led to success. After converting amine **13** to bromine derivative **14** via modified Sandmeyer type reaction using bromoform/isoamyl nitrite, we performed the final palladium catalyzed reaction towards target HAB system **15**, with six different aromatic rings around central benzene core.

RESEARCH ARTICLE

We succeeded to obtain a single crystal of topologically achiral (due to practically free internal rotation in solution around C-C bonds connecting the aryls to benzene core) but propeller chiral C_1 non-symmetrical **15** and determined its structure (see Fig. S5-S9). The unit cell contains dimers of two enantiomers each of **15**, stacked face-to-face in an antiparallel manner (see Fig. S5 and Fig. S6). Within the monoclinic $I2/a$ achiral space group, four of these dimers inhabit the unit cell. The packing motif consists of dimers, which are slightly tilted with respect to each other. Dispersion interactions dominate the packing; for example, the aliphatic methyl and tertiary butyl groups of **15** are clustered together (Fig. S7). Also, nitrile and methoxy substituents pair up in the structure (Fig. S8), whereas the fluorine substituents form quite rare C-H...F-C hydrogen bonds^[29] to various aromatic protons of neighboring molecules (Fig. S9).

Photophysical study

With a substantial amount of **15** in hand, we decided to conduct a basic photochemical study of the compound, taking the solvatochromic effect in observed blue fluorescence (see Fig. 4d) into account. It is important to mention, that HPB itself does not possess fluorescent properties, which gives evidence that the new route of synthesis opens the door for tailormade optical properties of future compounds. To shed light on the optical properties of the electronic ground state of **15**, absorption spectra were measured in cyclohexane exhibiting absorptions in the UV region below 330 nm with a shoulder-like peak around 285 nm (see Fig. S10). First insights into excited states properties of **15** came from steady state and time resolved fluorescence measurements. HAB **15** exhibits in cyclohexane, THF and acetonitrile strong fluorescence in the UV and blue range of the optical spectrum, with fluorescence maxima and fluorescence quantum yields depending on solvent polarity: 353 nm ($\Phi_{\text{Flu}} = 0.15$) in cyclohexane, 380 nm ($\Phi_{\text{Flu}} = 0.16$) in THF and 415 nm ($\Phi_{\text{Flu}} = 0.19$) in acetonitrile (see Fig. S11). The trend of increasing fluorescence quantum yield with increasing solvent polarity is also reflected in the fluorescence lifetimes, which are prolonged from 2.2 ns in cyclohexane to 3.0 ns in THF and 4.8 ns in acetonitrile (see Fig. S12). Transient absorption spectroscopy based on nanosecond laser flash photolysis exciting **15** at 266 nm in cyclohexane helped to investigate the S_1 - S_N and T_1 - T_N transitions.

RESEARCH ARTICLE

The transient absorption of the first singlet excited state was obtained from taking the transient absorption spectrum within the nanosecond laser pulse and exhibited a spectrum dominated by a negative transient absorption signal in the UV and blue region of the optical spectrum which is best explained by the strong fluorescence of **15** in this spectral region and a featureless transient absorption band in the visible and NIR region with a maximum around 640 nm. Well in line with the obtained fluorescence lifetimes - reflecting the singlet first excited state lifetime - this transient absorption feature decays within the instrument response function of our nanosecond transient absorption setup, and gives rise to a new set of transient absorptions with a dominating maximum around 360 nm and a smaller shoulder-like maximum around 600 nm (see Fig. S13 and Fig. S14). This transient absorption decays on the microsecond time scale. The monoexponential fit of the time profile at 360 nm, measured in cyclohexane, gives a lifetime of 2.9 μ s. The most plausible rationale for this transient absorption is the triplet first excited state of **15**, which is further corroborated by the observed – for a triplet excited state expected – oxygen sensitivity of this transient absorption (see Fig. S14). These optical properties might be further fine-tuned by deliberately designing certain asymmetrically substituted HABs with explicit push-pull substituents (electron donating and withdrawing groups) in order to allow specific “delayed fluorescence” applications, e.g., in blue OLEDs.^[30]

Conclusion

The results presented here demonstrate that the developed versatile high-yielding metal-free four-step domino reaction can be used as a key step to access specific asymmetrically substituted HABs in high overall yield and without involvement of statistical steps. We believe that this efficient domino reaction, featured by functional group tolerance, modularity, simplicity and scalability, will likely be of great utility for creating diverse and hitherto inaccessible HAB scaffolds for a wide range of applications. Hence, this generally applicable synthetic procedure should give access to all possible 60 position isomers for HABs with six different substituents, as well as to symmetric configurations, when three or more substituents are equal - including the last six constitution isomers, which are not yet reported to the best of our

RESEARCH ARTICLE

knowledge. Chiral separation of appropriately substituted HABs could also allow to exploit chirality of the chromophore, e.g. to achieve circularly polarized luminescence.^[31]

Data and materials availability

All data supporting the findings of this study are available within the paper or Supplementary Information. Crystallographic data for compounds **6a**, **7**, **11**, **12**, **13**, **14** and **15** are available free of charge from the Cambridge Crystallographic Data Centre under CCDC identifiers 2055879, 2055878, 2055881, 2055884, 2055883, 2055882 and 2055880, respectively (www.ccdc.cam.ac.uk/structures/).

Acknowledgments

S.B.T. thanks Deutsche Forschungsgemeinschaft (DFG) for funding by grants TS87/17-1; TS87/23-1, and the Solar Technologies go Hybrid (Research Network SolTech) initiative of the Bavarian State Ministry for Science, Research and Art for research funding. N.J. thanks the Deutsche Forschungsgemeinschaft (DFG, SFB953) for research grant Nr. 182849149. We acknowledge H. Maid, C. Placht (FAU) for assistance with NMR-measurements and M. Dzialach, W. Donaubauer (FAU) for assistance with high-resolution mass spectrometry measurements.

Conflict of interest

The authors declare no conflict of interest.

Keywords: domino reaction, functionalized triarylbenzene, non-statistical synthesis, hexaarylbenzene, aromatic system

- [1] G. R. Ames, *Chem. Rev.* **1958**, *58*, 895-923.
- [2] K. Ohmatsu, T. Ooi, *Top. Curr. Chem.* **2019**, *377*, 31.
- [3] R. D. Taylor, M. MacCoss, A. D. Lawson, *J. Med. Chem.* **2014**, *57*, 5845-5859.
- [4] a) S.-H. Chen, Jiang, Kai, Xiao, Ying, Cao, Xi-Ying, Arulkumar, Mani, Wang, Zhao-Yang, *Dyes Pigm.* **2020**, *175*, 108157; b) T. A. Schaub, K. Padberg, M. Kivala, *J. Phys. Org. Chem.* **2019**, *33*, 1–27; c) S. Schramm, D. Weiß, *Adv. Heterocycl. Chem.* **2019**, *128*, 103-179; d) B. König, in *Organic Dyes in Photocatalytic Reductive C-H Arylations*, Thieme, **2019**.
- [5] Y. Fu, N. S. Finney, *RSC Advances* **2018**, *8*, 29051-29061.
- [6] C. Lambert, *Angew. Chem. Int. Ed. Engl.* **2005**, *44*, 7337-7339.
- [7] V. Vij, V. Bhalla, M. Kumar, *Chem. Rev.* **2016**, *116*, 9565-9627.

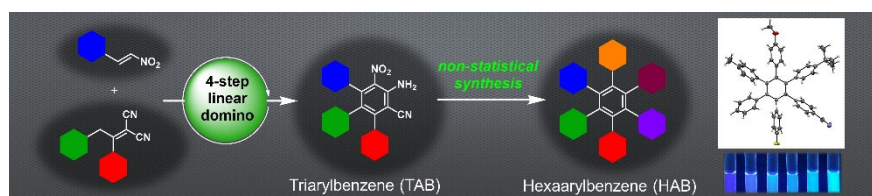
RESEARCH ARTICLE

- [8] J. M. Englert, J. Malig, V. A. Zamolo, A. Hirsch, N. Jux, *Chem. Commun.* **2013**, 49, 4827-4829.
- [9] Y. Geng, A. Fechtenkötter, K. Müllen, *J. Mater. Chem.* **2001**, 11, 1634-1641.
- [10] S. Hiraoka, T. Nakamura, M. Shiro, M. Shionoya, *J Am Chem Soc* **2010**, 132, 13223-13225.
- [11] J. Wu, W. Pisula, K. Müllen, *Chem. Rev.* **2007**, 107, 718-747.
- [12] A. Narita, X. Y. Wang, X. Feng, K. Müllen, *Chem. Soc. Rev.* **2015**, 44, 6616-6643.
- [13] S. Sugimoto, Sato, H., Hori, A., Mishima, A., Harada, Y., Kusaka, S., Matsuda, R., Pirillo, J., Hijikata, Y., Aida, T., *J. Am. Chem. Soc.* **2019**, 141, 15649-15655.
- [14] T. Umeyama, Hanaoka, T., Yamada, H., Namura, Y., Mizuno, S., Ohara, T., Baek, J., Park, J., Takano, Y., Stranius, K., Tkachenko, N. V., Imahori, H., *Chem. Sci.* **2019**, 10, 6642-6650.
- [15] L. Chen, Y. Hernandez, X. Feng, K. Müllen, *Angew. Chem. Int. Ed. Engl.* **2012**, 51, 7640-7654.
- [16] X. Feng, W. Pisula, K. Müllen, *Pure Appl. Chem.* **2009**, 81, 2203-2224.
- [17] a) M. M. Martin, M. Dill, J. Langer, N. Jux, *J. Org. Chem.* **2019**, 84, 1489-1499; b) T. Kojima, S. Hiraoka, *Org. Lett.* **2014**, 16, 1024-1027.
- [18] H. Ito, Y. Segawa, K. Murakami, K. Itami, *J. Am. Chem. Soc.* **2019**, 141, 3-10.
- [19] D. Langerich, Reger, D., Holzel, H., Riedel, R., Martin, M. M., Hampel, F., Jux, N., *Angew. Chem. Int. Ed. Engl.* **2016**, 55, 5602-5605.
- [20] T. Kosaka, Y. Inoue, T. Mori, *J. Phys. Chem. Lett.* **2016**, 7, 783-788.
- [21] S. Suzuki, Y. Segawa, K. Itami, J. Yamaguchi, *Nat. Chem.* **2015**, 7, 227-233.
- [22] a) L. F. Tietze, in *Domino Reactions: Concepts for Efficient Organic Synthesis*, Wiley-VCH, **2014**, pp. 1-648; b) M. Rueping, I. Atodiresei, *Comprehensive Chirality* **2012**, 6, 345-373; c) K. C. Nicolaou, D. J. Edmonds, P. G. Bulger, *Angew. Chem. Int. Ed.* **2006**, 45, 7134-7186.
- [23] a) B. W. Grau, Bönisch, Simon, Neuhauser, Alexander, Hampel, Frank, Görling, Andreas, Tsogoeva, Svetlana B., *ChemCatChem* **2019**, 11, 3982-3992; b) D. Grau, B. W. Grau, F. Hampel, S. B. Tsogoeva, *Chem. Eur. J.* **2018**, 24, 6551-6556; c) F. E. Held, A. A. Guryev, T. Frohlich, F. Hampel, A. Kahnt, C. Hutterer, M. Steingruber, H. Bahsi, C. von Bojnicic-Kninski, D. S. Mattes, T. C. Foertsch, A. Nesterov-Mueller, S. B. T. M. Marschall, *Nat. Commun.* **2017**, 8, 15071; d) C. M. Bock, Parameshwarappa, G., Bonisch, S., Neiss, C., Bauer, W., Hampel, F., Görling, A., Tsogoeva, S. B., *Chem. Eu. J.* **2016**, 22, 5189-5197.
- [24] a) J. R. Pliego, *Phys. Chem. Chem. Phys.* **2020**, 22, 11529-11536; b) S. Wei, D. A. Yalalov, S. B. Tsogoeva, S. Schmatz, *Catal. Today* **2007**, 121, 151-157; c) D. A. Yalalov, S. B. Tsogoeva, S. Schmatz, *Adv. Synth. Catal.* **2006**, 348, 826-832.
- [25] A. K. Prasad, P. C. Mishra, *Chem. Phys. Lett.* **2017**, 684, 197-204.
- [26] a) G. Floresta, Cilibrizzi, A., Abbate, V., Spampinato, A., Zagni, C., Rescifina, A., *Bioorg. Chem.* **2019**, 84, 276-284; b) D. Xue, J. Li, Z. T. Zhang, J. G. Deng, *J. Org. Chem.* **2007**, 72, 5443-5445.
- [27] C.-L. Zhang, Z.-H. Gao, Z.-Q. Liang, S. Ye, *Adv. Synth. Catal.* **2016**, 358, 2862-2866.
- [28] P. G. Gildner, T. J. Colacot, *Organometallics* **2015**, 34, 5497-5508.
- [29] T. S. Thakur, M. T. Kirchner, D. Bläser, R. Boese, G. R. Desiraju, *CrystEngComm* **2010**, 12, 2079-2085.
- [30] a) H. Nakanotani, Y. Tsuchiya, C. Adachi, *Chemistry Letters* **2021**, 50, 938-948; b) S. Watanabe, J. Kido, *Chem. Lett.* **2007**, 36, 590-591.
- [31] T. Mori, in *Propeller Chirality: Circular Dichroism and Circularly Polarized Luminescence*, Springer, **2020**, pp. 151-175.

RESEARCH ARTICLE

Entry for the Table of Contents

RESEARCH ARTICLE



B. W. Grau, M. Dill, F. Hampel,
A. Kahnt, N. Jux, S. B. Tsogoeva*

Page No. – Page No.

**Four-step domino reaction enables
fully controlled non-statistical
synthesis of hexaarylbenzene with
six different aryl groups**

A high yielding and scalable metal-free four-step linear domino reaction results in functionalized triarylbenzene (TAB) and opens the door for making a broad variety of synthetically challenging hexaarylbenzene (HAB) molecules with six different aryl groups.