

Chemistry A European Journal

 **Chemistry
Europe**
European Chemical
Societies Publishing

Accepted Article

Title: Silyl Anion Initiated Hydroboration of Aldehydes and Ketones

Authors: Martin W Stanford, Alessandro Bismuto, and Michael J Cowley

This manuscript has been accepted after peer review and appears as an Accepted Article online prior to editing, proofing, and formal publication of the final Version of Record (VoR). This work is currently citable by using the Digital Object Identifier (DOI) given below. The VoR will be published online in Early View as soon as possible and may be different to this Accepted Article as a result of editing. Readers should obtain the VoR from the journal website shown below when it is published to ensure accuracy of information. The authors are responsible for the content of this Accepted Article.

To be cited as: *Chem. Eur. J.* 10.1002/chem.202000897

Link to VoR: <https://doi.org/10.1002/chem.202000897>

COMMUNICATION

Silyl Anion Initiated Hydroboration of Aldehydes and Ketones

Martin W. Stanford, Alessandro Bismuto, and Michael J. Cowley*

[a] Dr M. W. Stanford, Dr A. Bismuto, Dr M. J. Cowley
 School of Chemistry
 University of Edinburgh
 Joseph Black Building, David Brewster Road, Edinburgh, EH9, 3FJ, United Kingdom
 E-mail: Michael.Cowley@ed.ac.uk

Supporting information for this article is given via a link at the end of the document.

Abstract: Hydroboration is an emerging method for mild and selective reduction of carbonyl compounds. Typically, transition metal or reactive main-group hydride catalysts are used in conjunction with a mild reductant such as pinacolborane. The reactivity of the main-group catalysts is a consequence of the nucleophilicity of their hydride ligands. Silicon hydrides are significantly less reactive and are therefore not efficient hydroboration catalysts. Here, we report that a readily prepared silyl anion is an effective initiator for the reduction of aldehydes and ketones requiring mild conditions, low catalyst loadings and with a good substrate scope. We show that the silyl anion activates HBpin to generate a reactive borohydride *in situ* which reacts with aldehydes and ketones to afford the hydroboration product.

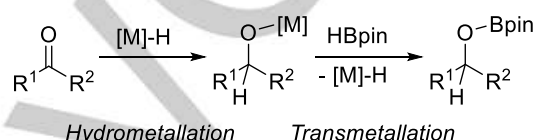
The reduction of aldehydes and ketones is an important organic transformation. Recently, there has been a drive for the discovery of new catalytic processes exploiting mild and easy to handle reducing agents, such as pinacolborane (HBpin). A large number of transition metal and main group catalysts have already been reported to catalyze the hydroboration of carbonyls using reducing agents including HBpin.^[1] In particular, main-group metal hydride catalysts have been widely explored for the hydroboration of carbonyl compounds,^[1b,1c,2] including the seminal work of Hill using a magnesium hydride,^[2b] the low oxidation state germanium and tin hydrides reported by Jones,^[2c] and aluminum catalysts reported by Roesky,^[2d] Inoue^[2e] and us.^[2g] In most instances, these catalysts were reported to hydrometalate the substrate, followed by metathesis with the borane source to give the boronic ester product and regenerate the metal hydride (Scheme 1).

In contrast to s- and p-block metal hydrides, silicon hydrides are typically less reactive due to the lower electronegativity differences between Si and H.^[3] However, a five-coordinate amidinato silane has been reported to catalyze the hydroboration of aldehydes.^[2h] Importantly, the catalyst-free hydroboration of aldehydes has also been reported recently,^[4] demonstrating that HBpin can reduce activated substrates without the use of a catalyst. Thus, future work should focus on more sterically and electronically demanding carbonyl compounds such as ketones and esters. We wanted to investigate if there was an alternative method to engage silicon catalysts in the hydroboration of such compounds.

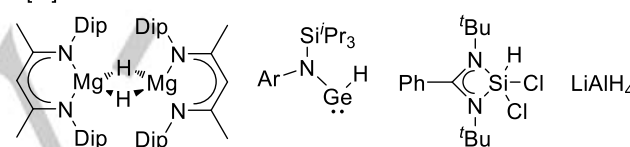
Based on recent reports of inorganic bases as pre-catalysts for hydroboration,^[5,6] we wondered whether a nucleophilic silicon

Previous Work:

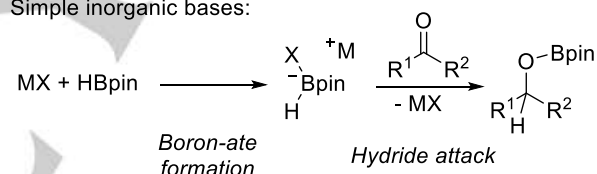
Reactive main group metal hydrides:



[M]-H =

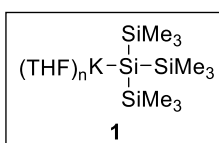


Simple inorganic bases:



MX = NaO^tBu, NaOH, NaH

This Work:

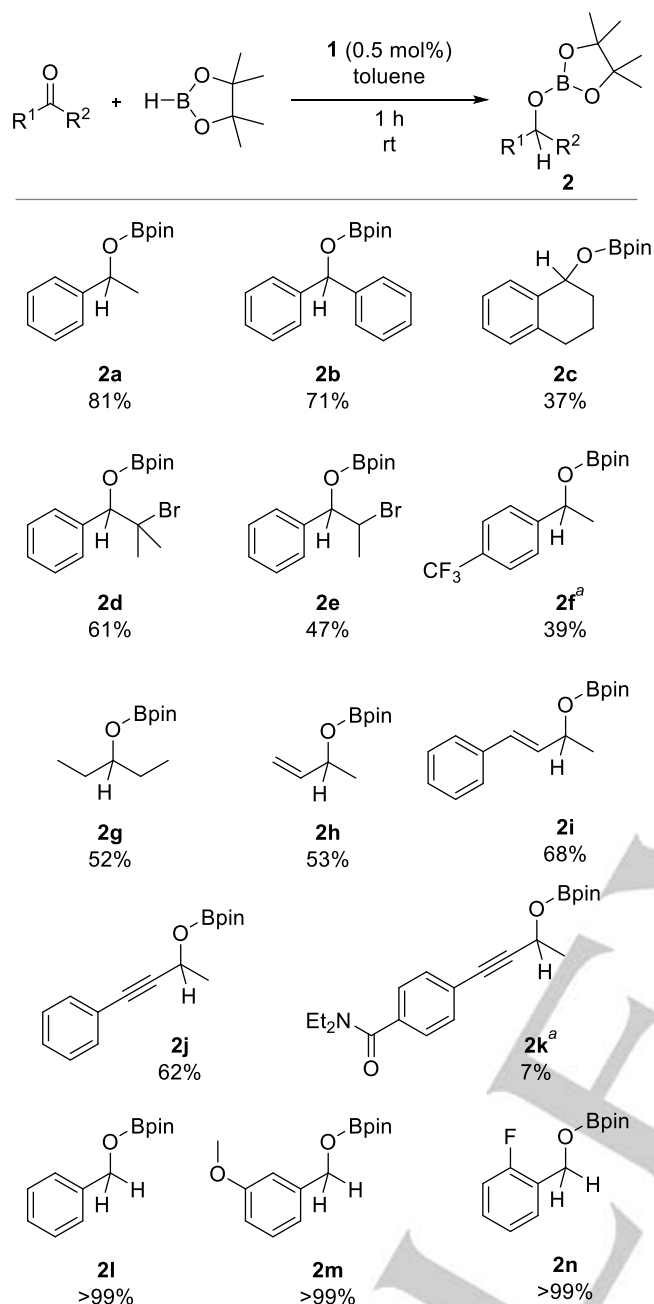


- Silyl anion initiated hydroboration
- Easy to handle and soluble catalyst
- Easy to prepare from commercially available starting materials

Scheme 1. Previously reported main-group catalysts and mechanisms for the hydroboration of carbonyl compounds.

center would result in an active species for hydroboration catalysis. We therefore decided to investigate the common silyl anion, or silicate, KSi(SiMe₃)₃, **1**,^[7] as a potential pre-catalyst. Here, we report that **1** is an effective initiator for the hydroboration of aldehydes and ketones, requiring mild conditions and low catalyst loadings and with a good functional group tolerance.

COMMUNICATION



Scheme 2. Substrate scope for the silyl anion initiated hydroboration of aldehydes and ketones. Reaction conditions: 0.625 mmol substrate, 0.625 mmol HBpin, 0.5 mol% **1**, 40 μ L toluene, room temperature, one hour. ^a An additional 160 μ L was toluene added in order to dissolve the substrate. NMR yields were measured by ¹H NMR spectroscopy using 1,3,5-trimethoxybenzene as an internal standard.

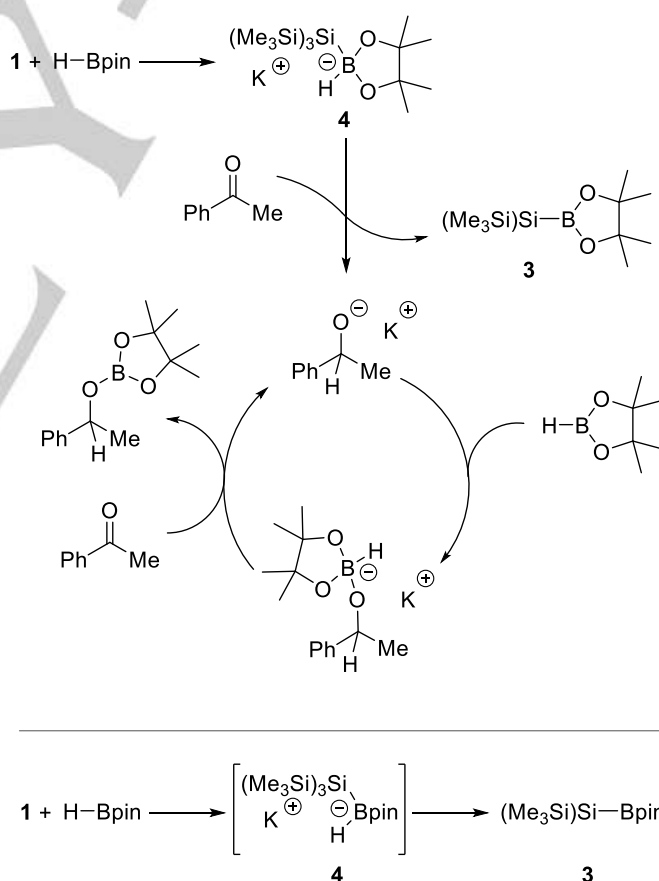
Initially, we tested the hydroboration of acetophenone using HBpin and a substoichiometric amount (3 mol%) of silyl anion **1**. Under solvent free conditions, the boronic ester product **2a** was afforded in quantitative yields after just twenty minutes at room temperature.

After optimization of the reaction conditions (see supporting information), all further reactions were carried out with 0.5 mol% catalyst loading in toluene. Reactions were run for one hour at room temperature before quenching with CDCl₃ in air. Notably, when the catalyst loading was lowered to 0.1 mol%, we were still

able to achieve a yield of 75% after 48 hours, a turnover number of 750. For comparison, the hydroboration of acetophenone by HBpin using KO^tBu as an initiator required 5 mol% catalyst loading to achieve 93% yield after 2.5 hours.^[5]

With optimized conditions established, we investigated the scope and functional group tolerance of our procedure. Acetophenone derivatives were successfully converted (**2a–2f**). Halogen substituents (**2d** and **2e**) were tolerated, showing the potential for further functionalization. Vinyl and propargylic ketones were chemoselective for reduction of the carbonyl group (**2h–2k**). Aldehydes were quantitatively converted to the boronic esters (**2l–2n**).

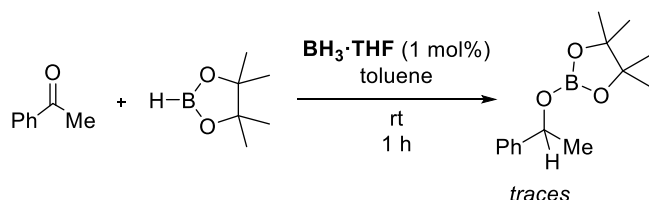
We propose a mechanism for the silyl anion initiated hydroboration of carbonyls in Scheme 3, which we base on that previously reported for the alkoxide initiated hydroboration of carbonyls.^[5] The initiation step is coordination of the silyl anion to HBpin to generate borohydride **4**. Delivery of a hydride from **4** to the carbonyl substrate generates an alkoxide intermediate which undergoes further coordination to HBpin, regenerating a borohydride. Coordination of the carbonyl oxygen to the potassium counterion is conceivable, and would accelerate the nucleophilic addition step.^[14]



Scheme 3. Top: The proposed mechanism for the silyl anion initiated hydroboration of acetophenone. Bottom: Stoichiometric reaction of **1** with HBpin to give silylboronic ester **3**.

COMMUNICATION

We carried out a series of stoichiometric reactions to support the proposed mechanism. Initially, we investigated the stoichiometric reaction of silyl anion **1** with HBpin in C₆D₆ and THF-*d*₈. In each case, a gel-like solid formed immediately. The ¹¹B NMR of the C₆D₆ reaction mixture shows a single broad singlet resonance at δ 37.4 (ν_{1/2} = 230 Hz) which corresponds to silylboronic ester **3**.^[8] In THF-*d*₈, besides the signal for **3** at δ 37.4, a sharp singlet at δ 8.4 was observed, which is tentatively assigned to silyl boron-ate complex **4**, based on similarity with previously reported Na[^tBuO(H)Bpin] (δ 6.2)^[5] and with Brown's trialkoxyborohydrides (δ 0.0–6.7).^[9] We also observed, a sharp quartet at δ –45.4, suggestive of a BH₃ adduct. The gel-like nature of the reaction mixture prevented isolation of any of the observed species other than silylboronic ester **3**, which was isolated by filtration of the reaction mixture through silica. The observation of boronic ester **3** and (tentatively) the boronate **4** in stoichiometric reactions supports our proposed mechanism.



Scheme 4. BH₃·THF is not an effective catalyst for the hydroboration of acetophenone.

It has recently been reported that BH₃·THF can catalyze the hydroboration of alkenes and alkynes.^[10] To rule out silyl-anion induced decomposition of HBpin to BH₃, which could act as a catalyst, we carried out a test reaction using 1 mol% BH₃·THF with acetophenone and one equivalent of HBpin under otherwise identical reaction conditions. After one hour at room temperature we only observed trace amounts of the hydroboration product **2a**, demonstrating that BH₃ is not an efficient catalyst under our conditions. This observation is particularly important given the observation of a BH₃ adduct in the reaction of **1** with HBpin described above. Furthermore, the hydroboration of alkynes did not proceed at room temperature under identical conditions (see supporting information).

In conclusion, we have presented a fast, reliable and facile method for the hydroboration of carbonyls using a silyl anion initiator. We have carried out a substrate scope investigation which shows the reaction is tolerant to a range of substituents. Our proposed mechanism is supported by previously reported protocols and stoichiometric studies.

Acknowledgements

MJC, and AB acknowledge funding from the EPSRC for the CRITICAT CDT (EP/L016419/1). MWS thanks the Carnegie Trust for the award of a PhD Scholarship. The authors would like to thank Dr Stephen Thomas for helpful discussions during the course of this work.

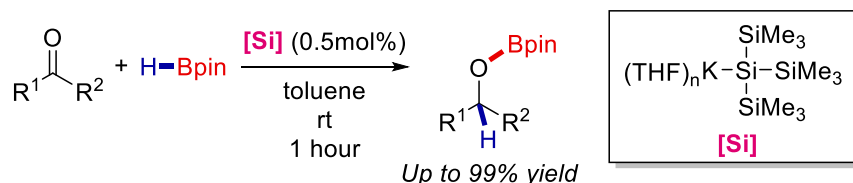
Keywords: Hydroboration • Silyl anion • Carbonyl • Reduction • Silicon

- [1] a) M. L. Shegavi, S. K. Bose, *Catal. Sci. Technol.* **2019**, 9, 3307–3336, b) B. T. Cho, *Chem. Soc. Rev.* **2009**, 38, 443–452, c) R. Kinjo, B. Donnadieu, M. A. Celik, G. Frenking, G. Bertrand, *Science* **2011**, 333, 610–613, d) I. Sarvary, F. Almqvist, T. Frejd, *Chem. – Eur. J.* **2001**, 7, 2158–2166, e) F. Almqvist, L. Torstensson, A. Gudmundsson, T. Frejd, *Angew. Chem. Int. Ed. Engl.* **1997**, 36, 376–377, f) C. W. Lindsley, M. DiMare, *Tetrahedron Lett.* **1994**, 35, 5141–5144, g) G. Giffels, C. Dreisbach, U. Kragl, M. Weigerding, H. Waldmann, C. Wandrey, *Angew. Chem. Int. Ed. Engl.* **1995**, 34, 2005–2006, h) S. G. Roh, J. U. Yoon, J. H. Jeong, *Polyhedron* **2004**, 23, 2063–2067, i) M. Locatelli, P. G. Cozzi, *Angew. Chem. Int. Ed.* **2003**, 42, 4928–4930, j) S.-G. Roh, Y.-C. Park, D.-K. Park, T.-J. Kim, J. H. Jeong, *Polyhedron* **2001**, 20, 1961–1965, k) M. Bandini, P. G. Cozzi, M. de Angelis, A. Umani-Ronchi, *Tetrahedron Lett.* **2000**, 41, 1601–1605, l) A. Kaithal, B. Chatterjee, C. Gunanathan, *Org. Lett.* **2015**, 17, 4790–4793, m) V. L. Weidner, C. J. Barger, M. Delferro, T. L. Lohr, T. J. Marks, *ACS Catal.* **2017**, 7, 1244–1247, n) L. Koren-Selfridge, H. N. Londino, J. K. Vellucci, B. J. Simmons, C. P. Casey, T. B. Clark, *Organometallics* **2009**, 28, 2085–2090, o) Y. K. Jang, M. Magre, M. Rueping, *Org. Lett.* **2019**, 21, 8349–8352, p) V. A. Pollard, M. Á. Fuentes, A. R. Kennedy, R. McLellan, R. E. Mulvey, *Angew. Chem. Int. Ed.* **2018**, 57, 10651–10655.
- [2] a) A. J. Blake, A. Cunningham, A. Ford, S. J. Teat, S. Woodward, *Chem. – Eur. J.* **2000**, 6, 3586–3594, b) M. Arrowsmith, T. J. Hadlington, M. S. Hill, G. Kociok-Köhn, *Chem. Commun.* **2012**, 48, 4567–4569, c) T. J. Hadlington, M. Hermann, G. Frenking, C. Jones, *J. Am. Chem. Soc.* **2014**, 136, 3028–3031, d) Z. Yang, M. Zhong, X. Ma, S. De, C. Anusha, P. Parameswaran, H. W. Roesky, *Angew. Chem. Int. Ed.* **2015**, 54, 10225–10229, e) D. Franz, L. Sirtl, A. Pöthig, S. Inoue, *Z. Für Anorg. Allg. Chem.* **2016**, 642, 1245–1250, f) V. K. Jakhar, M. Kr. Barman, S. Nembenna, *Org. Lett.* **2016**, 18, 4710–4713, g) A. Bismuto, M. J. Cowley, S. P. Thomas, *ACS Catal.* **2018**, 8, 2001–2005, h) M. K. Bisai, S. Pahar, T. Das, K. Vanka, S. S. Sen, *Dalton Trans.* **2017**, 46, 2420–2424.
- [3] M. Rahm, T. Zeng, R. Hoffmann, *J. Am. Chem. Soc.* **2019**, 141, 342–351.
- [4] H. Stachowiak, J. Kaźmierczak, K. Kuciński, G. Hreczycho, *Green Chem.* **2018**, 20, 1738–1742.
- [5] I. P. Query, P. A. Squier, E. M. Larson, N. A. Isley, T. B. Clark, *J. Org. Chem.* **2011**, 76, 6452–6456.
- [6] a) Y. Wu, C. Shan, J. Ying, J. Su, J. Zhu, L. L. Liu, Y. Zhao, *Green Chem.* **2017**, 19, 4169–4175, b) W. K. Shin, H. Kim, A. K. Jaladi, D. K. An, *Tetrahedron* **2018**, 74, 6310–6315, c) Z. Zhu, X. Wu, X. Xu, Z. Wu, M. Xue, Y. Yao, Q. Shen, X. Bao, *J. Org. Chem.* **2018**, 83, 10677–10683.
- [7] C. Marschner, *Eur. J. Inorg. Chem.* **1998**, 1998, 221–226.
- [8] E. Yamamoto, R. Shishido, T. Seki, H. Ito, *Organometallics* **2017**, 36, 3019–3022.
- [9] H. C. Brown, J. S. Cha, B. Nazer, *Inorg. Chem.* **1984**, 23, 2929–2931.
- [10] N. W. J. Ang, C. S. Buettner, S. Docherty, A. Bismuto, J. R. Carney, J. H. Docherty, M. J. Cowley, S. P. Thomas, *Synthesis* **2018**, 50, 803–808.

COMMUNICATION

Entry for the Table of Contents

Insert graphic for Table of Contents here.



Hydroboration catalysts based on environmentally benign and earth abundant main group compounds offer high potential as an alternative to transition-metal catalysts. Silicon is abundant and has no inherent toxicity, but has found limited use in hydroboration catalysis. Here we show that a silyl anion is an effective initiator for the hydroboration of carbonyl compounds requiring low catalyst loadings and mild conditions and with good functional group tolerance.

((The Table of Contents text should give readers a short preview of the main theme of the research and results included in the paper to attract their attention into reading the paper in full. The Table of Contents text **should be different from the abstract** and should be no more than 450 characters including spaces.))

Institute and/or researcher Twitter usernames: @cowley_group @MartinStan93 @AlexBismuto @dange82