

ChemComm

Accepted Manuscript



This article can be cited before page numbers have been issued, to do this please use: S. Ibañez-Maella, M. Poyatos and E. Peris, *Chem. Commun.*, 2017, DOI: 10.1039/C7CC00525C.



This is an Accepted Manuscript, which has been through the Royal Society of Chemistry peer review process and has been accepted for publication.

Accepted Manuscripts are published online shortly after acceptance, before technical editing, formatting and proof reading. Using this free service, authors can make their results available to the community, in citable form, before we publish the edited article. We will replace this Accepted Manuscript with the edited and formatted Advance Article as soon as it is available.

You can find more information about Accepted Manuscripts in the [author guidelines](#).

Please note that technical editing may introduce minor changes to the text and/or graphics, which may alter content. The journal's standard [Terms & Conditions](#) and the ethical guidelines, outlined in our [author and reviewer resource centre](#), still apply. In no event shall the Royal Society of Chemistry be held responsible for any errors or omissions in this Accepted Manuscript or any consequences arising from the use of any information it contains.

A D_{3h} symmetry hexaazatriphenylene-tris-N-heterocyclic carbene ligand and its coordination to iridium and gold. Preliminary catalytic studies

S. Ibañez,^a M. Poyatos^{*a} and E. Peris^{*a}

Received 00th January 20xx,
Accepted 00th January 20xx

DOI: 10.1039/x0xx00000x

www.rsc.org/

A new D_{3h} symmetry tris-N-heterocyclic carbene ligand has been prepared and coordinated to iridium and gold. The ligand contains an electron-poor hexaaza-triphenylene core, thus the resulting tris-NHC ligand is a poor electron-donor. The tris-Au(I) complex was tested in the hydroamination of terminal alkynes, and in the three-component Strecker reaction.

Hexaazatriphenylene (HAT) constitutes an attractive building block for supramolecular systems and for molecular coordination compounds, because it combines exceptional topological and electronic features with a great coordination ability. HAT is the smallest two-dimensional N-containing polycyclic aromatic system, and has been used as building block of a myriad of supramolecular systems with a variety of applications.¹ Due to the presence of three geometrically independent chelating coordination sites, which are useful for the generation of self-assembled species, HAT has been extensively used for the preparation of a large number of molecular, supramolecular and polymer-based coordination species.²

During the last few years we were interested in designing poly-N-heterocyclic carbene ligands³ connected by polycyclic aromatic hydrocarbons, aiming to facilitate the preparation of homogeneous metal-based catalysts with enhanced properties. In the course of our research, we observed that the use of this type of ligands induced interesting catalytic properties that we mainly attributed to substrate-ligand supramolecular interactions,⁴ therefore constituting a subclass of the recently classified as Smart NHC ligands.⁵ Among the NHC-based ligands that we obtained, the triphenylene-tris-NHC ligand (**A**) displayed unique topological features because it allowed the coordination of three metal fragments in a pseudo- D_{3h} symmetry environment,⁶ thus being the only tri-NHC ligand reported to date able to facilitate this type of geometry. The presence of the triphenylene core allowed the supramolecular interaction of the ligand with the substrates, affording catalysts that were superior compared to related monometallic analogues lacking of this polycyclic aromatic core.^{6a} The same tris-NHC ligand was also used as scaffold for the preparation of

main-chain organometallic polymers, therefore showing also potential to afford three-dimensional structures.⁷ Prompted by these precedents, we became interested in merging the properties associated of planar and rigid tris-NHC ligands, with the presence of a HAT core. We thought that the introduction of HAT into a tris-NHC core should provide interesting properties, given the electron-deficient character of this molecule compared to the electron-rich triphenylene.

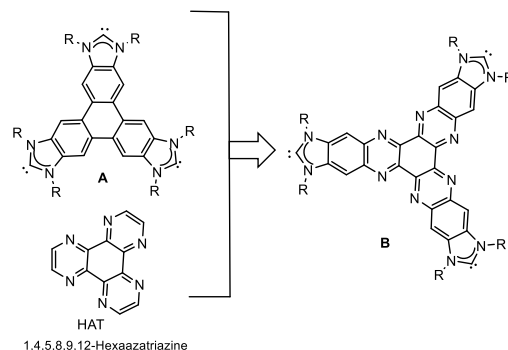


Chart 1

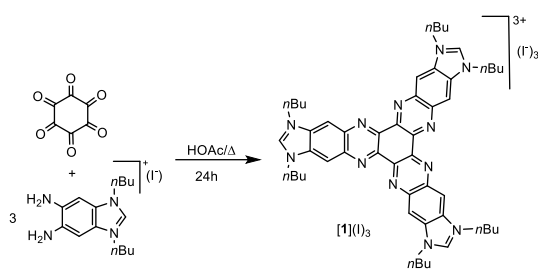
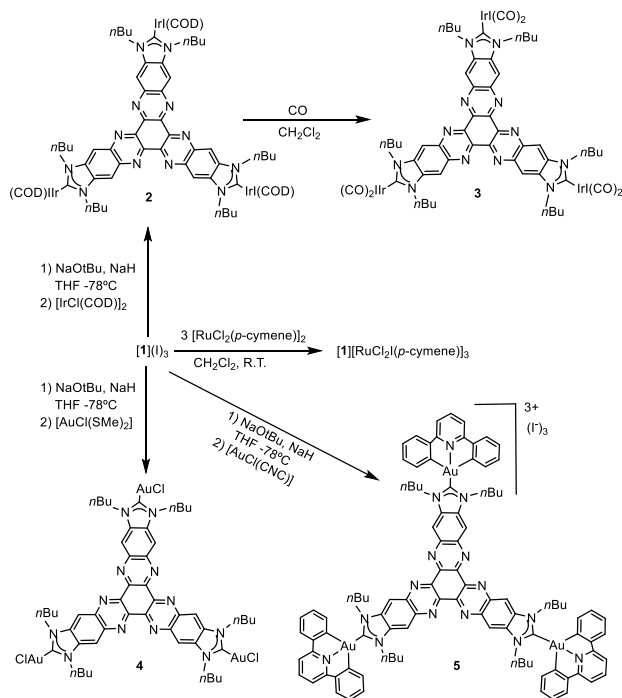
The preparation of the hexaazatriphenylene-tris-benzimidazolium iodide was performed according to the method depicted in Scheme 1. The condensation of 1,3-dibutyl-5,6-diaminobenzimidazolium iodide⁸ with hexaketocyclohexane octahydrate in refluxing glacial acetic acid afforded the tris-azolium iodide [**1**](I)₃ in 81%. Anion metathesis of [**1**](I)₃ with [Et₃O](BF₄) in CH₂Cl₂, quantitatively afforded the corresponding tetrafluoroborate salt [**1**](BF₄)₃. These two salts were characterized by NMR spectroscopy, mass spectrometry and elemental analysis. The elemental analysis of salts [**1**](I)₃ and [**1**](BF₄)₃, revealed the presence of three and two molecules of water of crystallization, respectively.

We sought that [**1**]³⁺ should be able to bind to metals through the nitrogen atoms of the hexaazatriphenylene core, and also through the carbon edges of the molecule, if a tris-N-heterocyclic carbene is generated. We first reacted [**1**](I)₃ with [RuCl₂(*p*-cymene)]₂ aiming to obtain a compound in which the

^aInstitute of Advanced Materials (INAM), Universitat Jaume I, Av. Vicente Sos Baynat s/n, 12071-Castellón, Spain.

Electronic Supplementary Information (ESI) available: NMR, spectra of new compounds, CIF file of the molecular structure of [**1**][RuCl₂(*p*-cymene)]₃ and a summary of the crystal data, data collection and refinement details.

Ru(*p*-cymene) fragment could be bound to the ligand through the chelating nitrogen donors. However, instead of obtaining our desired compound, we observed that the reaction afforded $[1][\text{RuCl}_2(\textit{p}\text{-cymene})]_3$, a species in which the iodide from the starting triazolium salt is coordinated to the metal fragment generating the anionic complex $[\text{RuCl}_2(\textit{p}\text{-cymene})]^-$. All other attempts to achieve the coordination of other metal fragments to the nitrogen atoms of $[1]^{3+}$ were also unsuccessful. We attributed this behavior to the deactivation of the donor electron pairs at the nitrogens due to the three positive charges of the molecule, and to the high steric strain produced by the presence of the *N*-butyl groups at the adjacent imidazolium moieties.

Scheme 1. Preparation of $[1](\text{I})_3$ 

Scheme 2. Metal complexes obtained in this work

The molecular structure of $[1][\text{RuCl}_2(\textit{p}\text{-cymene})]_3$ was further confirmed by single crystal X-ray diffraction studies (Figure 1). The determination of the structure of this molecule allowed us to determine the structural parameters of the hexaazatriphenylene-tris-benzoimidazolium salt, which may be related to the structure of a potential tris-NHC ligand that could be derived from its deprotonation. The structure consists of

three *N,N'*-dibutylimidazolium fragments linked by a hexaazatriphenylene core. The disposition of the ten fused cycles is essentially coplanar, as can be observed from the lower image of the structure shown in Figure 1. An interesting feature of the structure is that the distance between the hydrogen atoms of the NCHN fragments of the imidazoliums is 15.4 Å. This distance is assumed to be similar to the distance that should be established between the metals of a potential trimetallic complex with a tris-NHC ligand derived from this trisazolium salt.

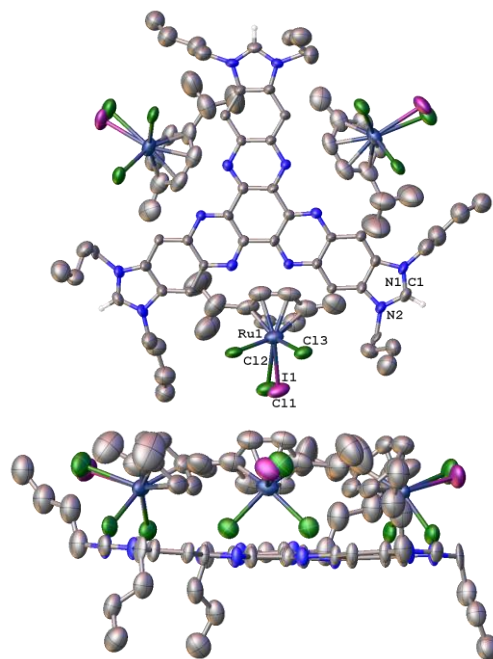
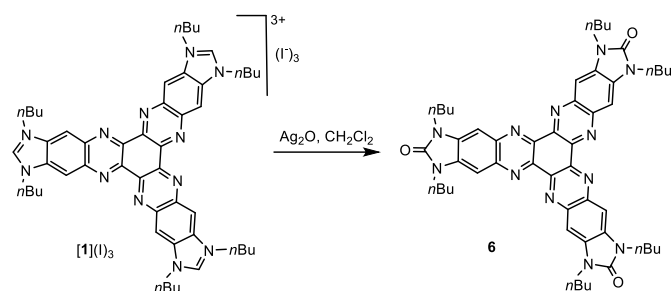


Figure 1. Two perspectives of the molecular structure of $[1][\text{RuCl}_2(\textit{p}\text{-cymene})]_3$. Ellipsoids at 50% probability. Hydrogen atoms, and solvent (CH_3OH and CH_2Cl_2) are omitted for clarity of the representation. The crystal contains a mixture of $[\text{RuCl}_2(\textit{p}\text{-cymene})]$ and $[\text{RuCl}_2(\textit{p}\text{-cymene})]^-$ counterions, which were refined with a 40% and 60% occupancy, respectively. Nitrogen atoms represented in blue.

Although all our attempts to coordinate $[1]^{3+}$ through the nitrogen atoms were unsuccessful, we were able to find a way to use this tricationic compound as a scaffold for the preparation of several planar tris-NHC metal complexes. In all the reactions, the trisazolium salt $[1](\text{I})_3$ was deprotonated by NaOtBu in THF, in the presence of catalytic substoichiometric amounts of NaH at -78°C . Then the metal source was added and the reaction mixture was allowed to reach room temperature. This method allowed us to obtain complexes **2**, **4** and **5**, by using $[\text{IrCl}(\text{COD})]_2$, $[\text{AuCl}(\text{SMe})_2]$ and $[\text{AuCl}(\text{CNC})]$ (CNC = 2,6-diphenylpyridine), respectively, in low yields ranging from 23–30%. We ascribed these low yields to the formation of the hexaazatriphenylene-tris-benzoimidazolone **6**, as consequence of the deprotonation of the trisimidazolium $[1]^{3+}$ and subsequent oxidation of the resulting *N*-heterocyclic carbene. It is important to mention, that the procedures used for the preparation of metal complexes using other known tris-NHC ligands, such as **A** (Scheme 1), are also very low yielding (yields < 50 %), so we did not find surprising the low yields that we found for the coordination of $[1](\text{I})_3$. The oxidation of NHCs to yield a cyclic urea derivative has been observed by other authors.⁹ This oxidation process is difficult to prevent, because

the tricationic salt **[1](I)₃** is accompanied by a number of water molecules, which come from the hexaketocyclohexane octahydrate used in the preparation of the salt. In fact, the coordination complexes **2**, **4** and **5** could be obtained only when the reactions were carried out in the presence of molecular sieves, otherwise the hexaazatriphenylene-tris-benzoimidazolidone **6** was the only product formed. Compound **6** can be isolated from the reaction of **[1](I)₃** with Ag₂O (Scheme 3). The identity of **6** was unequivocally established by single crystal X-ray diffraction, although the quality of the crystal did not allow us to obtain a molecular structure with the accuracy needed for its publication (see the Supporting Information for preliminary data and an ORTEP diagram).



Scheme 3. Preparation of compound **6**

All new complexes were characterized by NMR spectroscopy, mass spectrometry and elemental analysis. Unfortunately, we were unable to obtain single crystals of the quality required to allow the determination of any of their molecular structures by X-ray diffraction. As a common feature, the ¹H NMR spectra, of **2**, **4** and **5** (and also **6**) were consistent with the threefold symmetry of their predicted geometries. Their ¹³C NMR spectra revealed the signals due to the metallated carbene carbons at 205.6, 197.2 and 172.3 ppm, for **2**, **4** and **5**, respectively. These signals are significantly downfield shifted compared to those of other related NHC-based complexes of iridium (I), gold (I) and gold (III), an observation that may be related to the low electron-donating character of the tris-NHC ligand.¹⁰ The reaction of **2** with carbon monoxide in CH₂Cl₂ afforded the hexacarbonylated complex **3**. This compound displayed two IR bands at 2069 and 1992 cm⁻¹, assigned to the CO stretching vibrations. The comparison of these values with those given by related NHC-Ir(CO)₂¹¹ and NHC-IrCl(CO)₂¹² complexes indicates that the electron-donating character of the tris-NHC ligand in **3** is significantly reduced, as expected by the presence of the electron-poor hexaazatriphenylene core.

In order to determine if the new tris-NHC ligand may have applications in homogeneous catalysis, we decided to test the tri-Au(I) complex **4** in two benchmark reactions. We chose this compound for our preliminary studies because the activity of gold-based catalysts have often been related to the ability of the Au center to behave as an electrophile. Given the low electron-donating character of the tris-NHC ligand in **4**, we thought that this complex should yield good catalytic efficiencies. We first tested complex **4** in the hydroamination of terminal alkynes,¹³ a reaction for which several Au(I) complexes have shown good activity.^{6a, 14} In fact, this reaction has been

used as model for testing the effects of modifying the Lewis acidity of the gold center on its catalytic activity, and the studies demonstrated that increasing the Lewis acid character of the metal results in an enhancement of the activity.^{11, 14f, 14h} Table 1 summarizes the results that we obtained for the hydroamination of phenylacetylene with five different primary amines. The reactions were carried out in acetonitrile at 90 °C, using a catalyst loading of 0.33 mol% (1 mol% based on the amount of active gold centres). AgBF₄ was added as a chloride scavenger, in order to activate the catalyst. We also tested the catalytic activity of the complex [AuCl(1,3-di-*n*-butylbenzoimidazolylidene)], **7**.¹⁵ Complex **7**, can be considered as one of the gold-containing branches of **4**, but lacking of the electron-poor pyrazine ring. This makes **7** a perfect pattern for comparison, because it bears a ligand with the same steric properties as the triscarbene ligand in **4**, but with a stronger electron-donating character.^{12b} As seen from the results shown in Table 1, the activity of **4** was excellent for all the combinations of substrates used, with product yields ranging from 81-98 %. On the contrary, the activity of the monometallic complex **7** was only moderate, affording product yields 14-20 % points below those given by **4**. This result illustrates how the reduction of the electron-donating character of the NHC ligand produced by the presence of the HAT core has a positive impact on the catalytic activity of **4**. All in all compound **4** is less active than the best Au(I) catalysts reported to date for this reaction.^{14j}

Table 1. Hydroamination of phenylacetylene.^[a]

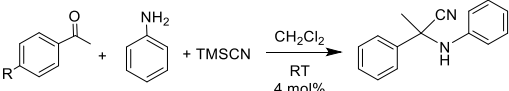
Entry	Catalyst	Ar	Yield ^[b]
1	4	Ph	92
2	7	Ph	72
3	4	2-MeC ₆ H ₄	98
4	7	2-MeC ₆ H ₄	80
5	4	4-MeC ₆ H ₄	91
6	7	4-MeC ₆ H ₄	72
7	4	2,4,6-Me ₃ C ₆ H ₂	82
8	7	2,4,6-Me ₃ C ₆ H ₂	68
9	4	2,6-iPr ₂ C ₆ H ₃	81
10	7	2,6-iPr ₂ C ₆ H ₃	64

[a] Reaction conditions: 0.5 mmol phenylacetylene, 0.55 mmol amine, 1% mol catalyst (based on concentration of Au active sites), 2 % mol AgBF₄, 1 mL of MeCN at 90 °C, 6 h. [b] Yields determined by GC using anisole as internal standard.

We also tested **4** in the three-component Strecker reaction for the synthesis of α-aminonitriles, by reaction of an amine, an aldehyde (or ketone) and trimethylsilyl cyanide.¹⁶ For comparative purposes we also tested the activity of the benzoimidazolylidene-Au(I) complex **7**. To our knowledge, there is only one example of a Au(I) complex used to promote this process.⁷ This reaction is normally catalyzed by complexes with Lewis acidic functions, so we thought that **4** may be able to promote this process. The reactions were carried out at room temperature in CH₂Cl₂, using a catalyst loading of 4 mol% (based on the amount of Au(I) active centers). As can be seen in

Table 2, the results are highly dependent on the combination of the substrates used. For the reactions carried out with acetophenone, 4-bromoacetophenone and 4-methoxyacetophenone, **4** provided excellent yields, ranging from 78-99 %, with the highest activity shown for the reaction of 4-bromoacetophenone. This observation indicates that the catalyst tolerates the presence of halides in the substrate, thus affording a clear advantage over palladium-based catalysts,¹⁷ for which the dehalogenation of the halide-substituted ketone may constitute an important side reaction. The product yield was very low for the reaction carried out using *p*-nitroacetophenone (22%), but it has to be taken into account that this substrate is highly deactivated for the coupling with aniline, thus rarely providing yields over 20%. As seen from the data shown in Table 2, the activity of the monometallic complex **7** is significantly lower, thus indicating that the presence of the HAT core in the trimetallic complex **7** improves the activity of the complex.

Table 2. Three-component Strecker reaction^[a]



Entry	Catalyst	R	Yield ^[b]
1	4	H	77
2	7	H	39
3	4	Br	99
4	7	Br	59
5	4	NO ₂	22
6	7	NO ₂	5
7	4	MeO	79
8	7	MeO	52

[a] Reaction conditions: 0.5 mmol ketone, 0.55 mmol aniline, 1 mmol TMS-CN, 4% mol catalyst loading (based on the concentration of Au active sites), 2 mL of CH₂Cl₂, 24 h at room temperature. [b] GC yields using anisole as internal standard.

In summary, we prepared a new hexaazatriphenylene-tris-benzoimidazolium salt, a precursor of a planar hexaazatriphenylene-tris-benzoimidazolilydene ligand. The ligand was coordinated to several metal fragments, allowing the preparation of two iridium and two gold star-shaped tri-NHC complexes. The catalytic activity of the tri-NHC-Au(I) complex was tested in the hydroamination of terminal alkynes, and in the three-component Strecker reaction, where it displayed excellent activities due to the presence of the hexaazatriphenylene linker in the ligand, which enhances electrophilic character of the gold centers in the catalyst.

We gratefully acknowledge financial support from MINECO of Spain (CTQ2014-51999-P) and the Universitat Jaume I (P11B2014-02 and P11B2015-24). We are grateful to the Serveis Centrals d'Instrumentació Científica (SCIC-UJI) for providing with spectroscopic facilities.

Notes and references

1 J. L. Segura, R. Juárez, M. Ramos and C. Seoane, *Chem. Soc. Rev.*, 2015, **44**, 6850-6885.

- 2 S. Kitagawa and S. Masaoka, *Coord. Chem. Rev.*, 2003, **246**, 73-88. DOI: 10.1039/C7CC00525C
- 3 M. Poyatos, J. A. Mata and E. Peris, *Chem. Rev.*, 2009, **109**, 3677-3707.
- 4 E. Peris, *Chem. Commun.*, 2016, **52**, 5777-5787.
- 5 E. Peris, *Chem. Rev.*, 2017, DOI: 10.1021/acs.chemrev.6b00695.
- 6 a) S. Gonell, M. Poyatos and E. Peris, *Angew. Chem. Int. Ed.*, 2013, **52**, 7009-7013; b) S. Gonell, R. G. Alabau, M. Poyatos and E. Peris, *Chem. Commun.*, 2013, **49**, 7126-7128.
- 7 S. Gonell, M. Poyatos and E. Peris, *Chem. Eur. J.*, 2014, **20**, 5746-5751.
- 8 D. Tapu, Z. McCarty, L. Hutchinson, C. Ghattas, M. Chowdhury, J. Salerno and D. VanDerveer, *J. Organomet. Chem.*, 2014, **749**, 134-141.
- 9 a) M. Schmidtendorf, C. S. to Brinke and F. E. Hahn, *J. Organomet. Chem.*, 2014, **751**, 620-627; b) M. Slivarichova, R. Ahmad, Y. Y. Kuo, J. Nunn, M. F. Haddow, H. Othman and G. R. Owen, *Organometallics*, 2011, **30**, 4779-4787; c) A. Petronilho, H. Muller-Bunz and M. Albrecht, *Chem. Commun.*, 2012, **48**, 6499-6501.
- 10 a) Q. Teng and H. Han Vinh, *Inorg. Chem.*, 2014, **53**, 10964-10973; b) J. C. Bernhammer and H. V. Huynh, *Dalton Trans.*, 2012, **41**, 8600-8608.
- 11 S. Ibañez, M. Poyatos, L. N. Dawe, D. Gusev and E. Peris, *Organometallics*, 2016, **35**, 2747-2758.
- 12 a) H. Valdes, M. Poyatos and E. Peris, *Organometallics*, 2014, **33**, 394-401; b) H. Valdes, M. Poyatos and E. Peris, *Inorg. Chem.*, 2015, **54**, 3654-3659; c) A. R. Chianese, X. W. Li, M. C. Janzen, J. W. Faller and R. H. Crabtree, *Organometallics*, 2003, **22**, 1663-1667; d) R. A. Kelly, III, H. Clavier, S. Giudice, N. M. Scott, E. D. Stevens, J. Bordner, I. Samardjiev, C. D. Hoff, L. Cavallo and S. P. Nolan, *Organometallics*, 2008, **27**, 202-210; e) D. J. Nelson and S. P. Nolan, *Chem. Soc. Rev.*, 2013, **42**, 6723-6753.
- 13 L. Huang, M. Arndt, K. Goossen, H. Heydt and L. J. Goossen, *Chem. Rev.*, 2015, **115**, 2596-2697.
- 14 a) M. J. Pouy, S. A. Delp, J. Uddin, V. M. Ramdeen, N. A. Cochrane, G. C. Fortman, T. B. Gunnoe, T. R. Cundari, M. Sabat and W. H. Myers, *ACS Catal.*, 2012, **2**, 2182-2193; b) M. Katari, M. N. Rao, G. Rajaraman and P. Ghosh, *Inorg. Chem.*, 2012, **51**, 5593-5604; c) L. Canovese, F. Visentin, C. Levi and C. Santo, *Inorg. Chim. Acta*, 2012, **391**, 141-149; d) E. Alvarado, A. C. Badaj, T. G. Larocque and G. G. Lavoie, *Chem. Eur. J.*, 2012, **18**, 12112-12121; e) S. Gaillard, J. Bosson, R. S. Ramon, P. Nun, A. M. Z. Slawin and S. P. Nolan, *Chem. Eur. J.*, 2010, **16**, 13729-13740; f) H. Yang and F. P. Gabbai, *J. Am. Chem. Soc.*, 2015, **137**, 13425-13432; g) X. Hu, D. Martin and G. Bertrand, *New J. Chem.*, 2016, **40**, 5993-5996; h) P. Barrio, M. Kumar, Z. Lu, J. Han, B. Xu and G. B. Hammond, *Chem. Eur. J.*, 2016, **22**, 16410-16414; i) Y. Wang, Z. Wang, Y. Li, G. Wu, Z. Cao and L. Zhang, *Nat. Commun.*, 2014, **5**, 3470; j) D. Malhotra, M. S. Mashuta, G. B. Hammond and B. Xu, *Angew. Chem. Int. Ed.*, 2014, **53**, 4456-4459.
- 15 M. C. Jahnke, J. Paley, F. Hupka, J. J. Weigand and F. E. Hahn, *Z. Naturforsch. (B)*, 2009, **64**, 1458-1462.
- 16 a) J. Jarusiewicz, Y. Choe, K. S. Yoo, C. P. Park and K. W. Jung, *J. Org. Chem.*, 2009, **74**, 2873-2876; b) S. J. Connon, *Angew. Chem. Int. Ed.*, 2008, **47**, 1176-1178; c) C. Spino, *Angew. Chem. Int. Ed.*, 2004, **43**, 1764-1766; d) H. Groger, *Chem. Rev.*, 2003, **103**, 2795-2827; e) L. Yet, *Angew. Chem. Int. Ed.*, 2001, **40**, 875-877; f) A. Strecker, *Ann. Chem. Pharm.*, 1850, **75**, 27-45.
- 17 a) Q. Q. Teng and H. V. Huynh, *Inorg. Chem.*, 2014, **53**, 10964-10973; b) J. Choi, H. Y. Yang, H. J. Kim and S. U. Son, *Angew. Chem. Int. Ed.*, 2010, **49**, 7718-7722.