

Model Studies on the Synthesis of Madangamine Alkaloids. Assembly of the Macrocyclic Rings

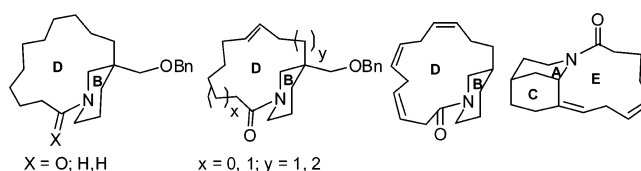
Stefano Proto, Mercedes Amat,* Maria Pérez, Roberto Ballette, Federica Romagnoli, Andrea Mancinelli, and Joan Bosch

Laboratory of Organic Chemistry, Faculty of Pharmacy, and Institute of Biomedicine (IBUB), University of Barcelona, 08028-Barcelona, Spain

amat@ub.edu

Received June 19, 2012

ABSTRACT



Using simplified model derivatives, the assembly of the macrocyclic rings of madangamines, including the 13- and 14-membered D rings of madangamines C–E, the all-*cis*-triunsaturated 15-membered D ring of madangamine A, and the (*Z,Z*)-unsaturated 11-membered E ring common to madangamines A–E, has been studied.

The marine sponges belonging to the order Haplosclerida are a source of numerous polycyclic alkaloids with a variety of skeletal structures (manzamines, sarains, nakadomarin A, ingenamines, madangamines, among others), which share a common biogenetic origin from oligomeric macrocycles bearing a partially reduced 3-alkylpyridine moiety.¹

In particular, madangamines (Figure 1) possess an unprecedented diazatricyclic core (rings A–C) and two

macrocyclic rings connecting N-7 with C-9 (ring D) and N-1 with C-3 (ring E).² Although significant *in vitro* cytotoxicity against a number of cancer cell lines has been

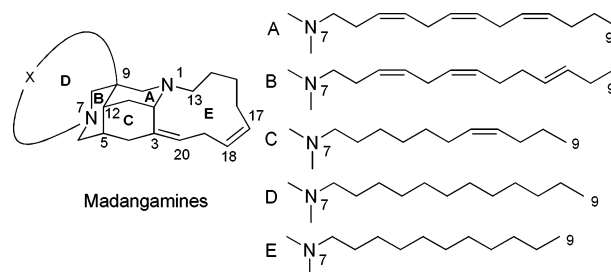


Figure 1. Madangamine alkaloids.

reported for some members of this series, further pharmaceutical research on these alkaloids has been hampered by the low quantities of available samples. As no total syntheses of madangamine alkaloids have been reported to date,³ the development of synthetic routes to madangamines or synthetic analogs remains a challenging goal.

(1) (a) Andersen, R. J.; van Soest, R. W. M.; Kong, F. In *Alkaloids: Chemical and Biological Perspectives*; Pelletier, S. W., Ed.; Pergamon: Oxford, U. K., 1996; Vol. 10, pp 301–355. (b) Berlinck, R. G. S. *Top Heterocycl. Chem.* **2007**, *10*, 211–238. (c) Kornprobst, J.-M. *Encyclopedia of Marine Natural Products*; Wiley: Weinheim, 2010; Vol. 2, pp 683–723.

(2) Isolation: (a) Kong, F.; Andersen, R. J.; Allen, T. M. *J. Am. Chem. Soc.* **1994**, *116*, 6007–6008. (b) Kong, F.; Graziani, E. I.; Andersen, R. J. *J. Nat. Prod.* **1998**, *61*, 267–271. (c) de Oliveira, J. H. H. L.; Nascimento, A. M.; Kossuga, M. H.; Cavalcanti, B. C.; Pessoa, C. O.; Moraes, M. O.; Macedo, M. L.; Ferreira, A. G.; Hajdu, E.; Pinheiro, U. S.; Berlinck, R. G. S. *J. Nat. Prod.* **2007**, *70*, 538–543.

(3) For previous racemic syntheses of the diazatricyclic core of madangamines, see: (a) Matzanke, N.; Gregg, R. J.; Weinreb, S. M. *J. Org. Chem.* **1997**, *62*, 1920–1921. (b) Yamazaki, N.; Kusanagi, T.; Kibayashi, C. *Tetrahedron Lett.* **2004**, *45*, 6509–6512. (c) Yoshimura, Y.; Kusanagi, T.; Kibayashi, C.; Yamazaki, N.; Aoyagi, S. *Heterocycles* **2008**, *75*, 1329–1354. (d) Tong, H. M.; Martin, M.-T.; Chiaroni, A.; Bénéchie, M.; Marazano, C. *Org. Lett.* **2005**, *7*, 2437–2440. (e) Quirante, J.; Paloma, L.; Diaba, F.; Vila, X.; Bonjoch, J. *J. Org. Chem.* **2008**, *73*, 768–771.

(4) Amat, M.; Pérez, M.; Proto, S.; Gatti, T.; Bosch, J. *Chem.—Eur. J.* **2010**, *16*, 9438–9441.

In previous work⁴ we have reported a synthetic sequence for the enantioselective assembly of the advanced diazatricyclic intermediates **A** and **B** en route to madangamines, bearing rings ABC with the appropriate substitution and functionality to construct the macrocyclic D and E rings of these alkaloids (Figure 2).

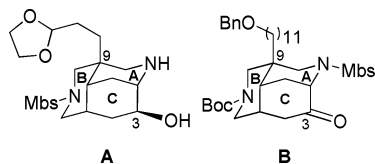


Figure 2. Advanced enantiopure diazatricyclic intermediates en route to madangamines.

In this letter we report the construction of saturated and (poly)unsaturated 13-, 14-, and 15-membered rings (the western D ring of madangamines) as well as the (*Z,Z*)-unsaturated 11-membered E ring common to madangamines A–E.

As model systems for the closure of the D ring we used substituted piperidines **1**–**3** (Figure 3), which would allow us to perform macrocyclization reactions by reductive amination or lactamization (from **1** and **3**), or by ring-closing olefin metathesis (from **2**).

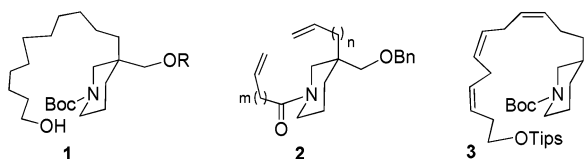


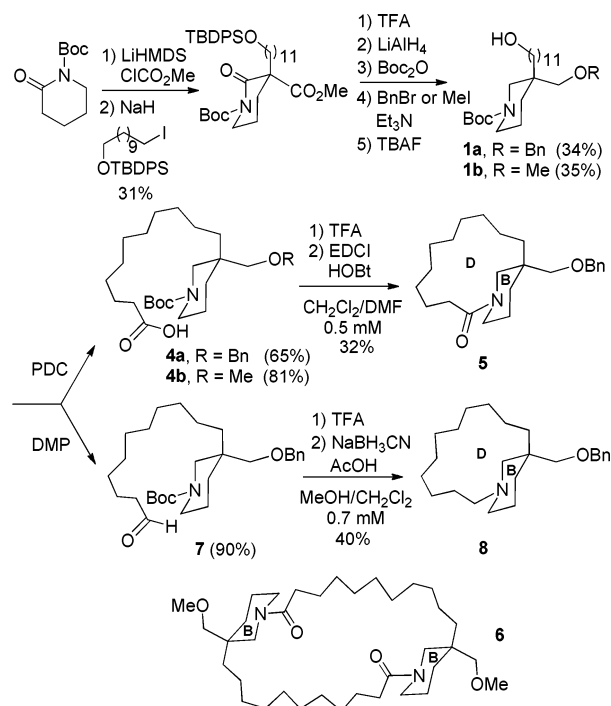
Figure 3. Model systems.

Alcohols **1**, bearing the 11-carbon chain required to build up the 14-membered D ring of madangamine **D**, were prepared from *N*-Boc valerolactam, as outlined in Scheme 1. Initial attempts to perform the macrocyclization by lactamization of carboxylic acid **4**, generated by PDC oxidation of **1**, were not satisfactory as dimer **6** was the only isolable product. When the reaction was conducted under high dilution conditions, the desired bicyclic lactam **5** was formed in acceptable yield. Alternatively, Dess–Martin oxidation of **1a**, followed by *N*-deprotection of the resulting aldehyde **7** and reductive amination under diluted conditions, satisfactorily led to the azabicyclic derivative **8** in acceptable overall yield.

(5) For reviews on the construction of macrocyclic rings by RCM reactions, see: (a) Meng, Q.; Hesse, M. *Top. Curr. Chem.* **1991**, *161*, 109–176. (b) Deiters, A.; Martin, S. F. *Chem. Rev.* **2004**, *104*, 2199–2238. (c) Nicolaou, K. C.; Bulger, P. G.; Sarlah, D. *Angew. Chem., Int. Ed.* **2005**, *44*, 4490–4527. (d) Gradillas, A.; Pérez-Castells, J. *Angew. Chem., Int. Ed.* **2006**, *45*, 6068–6101.

(6) Only trace amounts of the *Z*-isomer in compound **9a** were detected by ¹H NMR.

Scheme 1. Model Annulation Studies: The Macrocyclic D Ring of Madangamine **D**



We then focused our attention on macroannulations involving ring-closing metathesis reactions.⁵ The required dienes **2**, bearing unsaturated chains of different lengths, were prepared from 3-methoxycarbonyl-2-piperidone by successive *C*-alkylation and *N*-acylation reactions, as outlined in Scheme 2. Gratifyingly, diene **2a** underwent a ring-closing metathesis reaction on treatment with the second-generation Grubbs catalyst, leading to the 14-membered (*E*)-unsaturated lactam **9a** in excellent yield.⁶ Cyclization of dienes **2b** and **2c** to the corresponding 13-membered ring alkenes **9b** and **9c** were also satisfactory, although the yields were lower.⁷

Having achieved model macrocyclizations to construct 13- and 14-membered rings, like those present in madangamines C–E, we then explored the construction of the skipped (*Z,Z,Z*)-unsaturated 15-membered ring characteristic of madangamine **A**. The required 12-carbon chain was installed sequentially, by *C*-alkylation of δ -valerolactam with 4-iodo-1-(trimethylsilyl)but-1-yne⁸ followed by cuprous iodide catalyzed coupling of the terminal alkyne **10** with 8-bromo-1-(triisopropylsilyloxy)octa-3,6-diyne.⁹ Reduction of the resulting triyne **11** with dicyclohexylborane¹⁰ stereoselectively provided the unstable all-*cis*

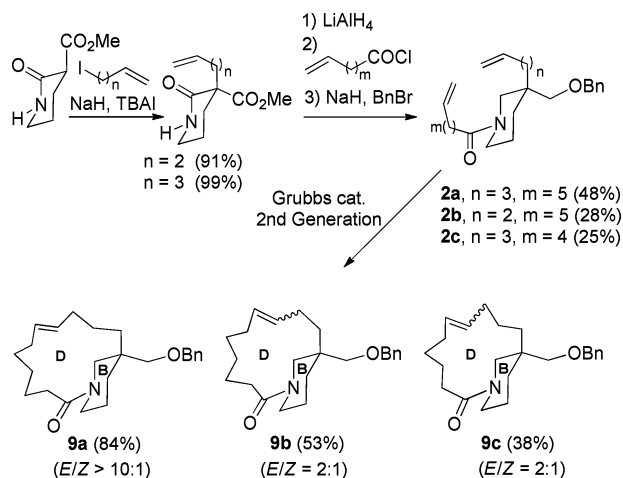
(7) *E/Z* mixtures of isomers (2:1 ratio) were formed in these reactions. In the cyclization of **2b**, the corresponding dimer was isolated in 12% yield.

(8) Dutheuil, G.; Webster, M. P.; Worthington, P. A.; Aggarwal, V. K. *Angew. Chem., Int. Ed.* **2009**, *48*, 6317–6319.

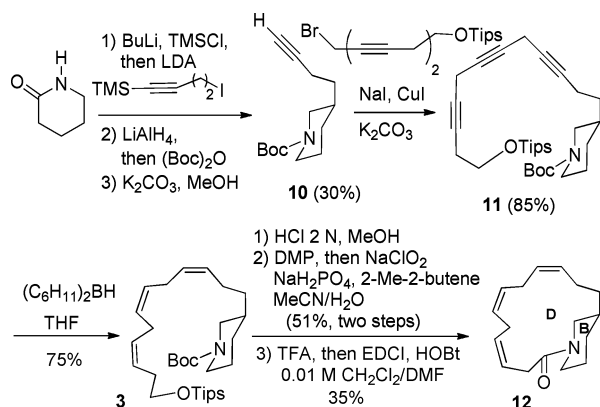
(9) Gueugnot, S.; Aïami, M.; Linstrumelle, G.; Mambu, L.; Petit, Y.; Larchevêque, M. *Tetrahedron* **1996**, *52*, 6635–6646.

(10) For a review on the construction of (*Z,Z*) skipped 1,4-dienes, see: Durand, S.; Parrain, J.-L.; Santelli, M. *J. Chem. Soc., Perkin Trans. I* **2000**, 253–273.

Scheme 2. Model Annulation Studies: Construction of the Macrocyclic D Rings of Madangamines C, D, and E by Ring-Closing Metathesis



Scheme 3. Model Annulation Studies: Construction of the Macrocyclic D Ring of Madangamine A

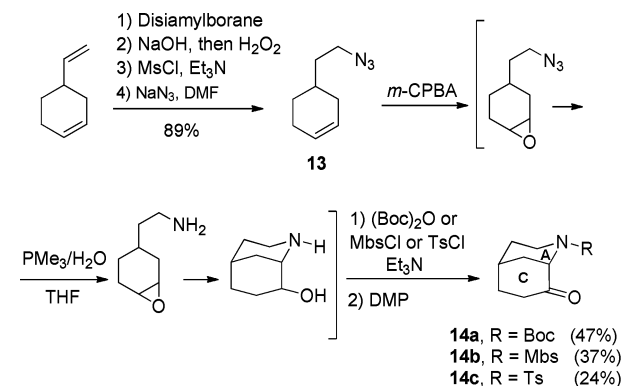


model triene **3**. In this series the final annulation to **12** was performed by macrolactamization, as outlined in Scheme 3.

To study how to assemble the (*Z,Z*)-unsaturated 11-membered eastern E ring of madangamines A–E, we used azabicyclic ketones **14**, which embody rings A and C of the alkaloids and mimic our advanced diazatricyclic intermediate **B**. These model 8-oxomorphans derivatives **14** were prepared from 4-vinylcyclohexene by a straightforward route involving the generation of azide **13**, epoxidation of the cyclohexene double bond, and a Staudinger reduction of the azide functionality (Scheme 4). The initially formed amino epoxide underwent a smooth *in situ* cyclization, directly leading to an intermediate amino alcohol, which was then *N*-protected and oxidized.

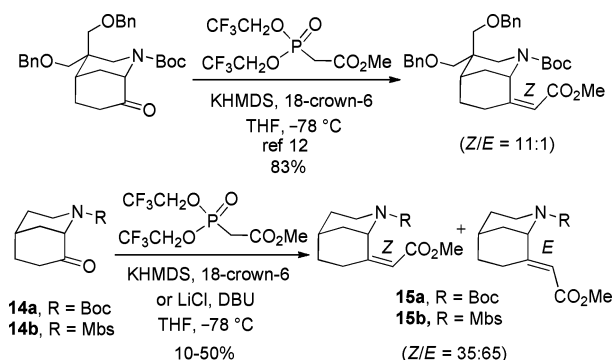
Hoping to stereoselectively install the exocyclic *Z* double bond characteristic of madangamines A–E, we initially

Scheme 4. Synthesis of the Model Azabicyclic Ketones **14**



used the Still–Gennari modification¹¹ of the Horner–Wadsworth–Emmons reaction, a protocol that has been employed¹² with excellent *Z* stereoselectivity from a related 8-oxomorphans derivative (Scheme 5). However, disappointingly, all attempts to induce the same stereoselectivity from ketones **14a** and **14b**, under either the original¹² or slightly modified¹³ reaction conditions, resulted in the generation of *Z/E* mixtures of alkenes **15**, in which the undesired *E*-isomer was predominant (35:65 ratio).

Scheme 5. Still–Gennari Olefination from 8-Oxomorphans Derivatives



At this point, we reasoned that the use of a nonstabilized ylide could reverse the stereoselectivity of the Wittig reaction, leading to the required *Z*-isomer.¹⁴ Additionally, we envisaged a more direct approach using an eight-carbon phosphonium salt, such as **16** (Scheme 6), already containing the central *Z* C₁₇–C₁₈ double bond present in the E ring of madangamines and the ester functionality required for the final macrolactamization. After some experimentation, to our delight, treatment of bicyclic ketone **14c** with

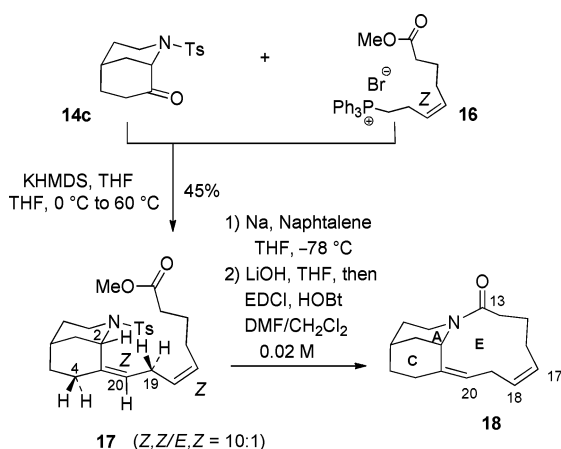
(12) Yoshimura, Y.; Inoue, J.; Yamazaki, N.; Aoyagi, S.; Kibayashi, C. *Tetrahedron Lett.* **2006**, 47, 3489–3492.

(13) Blanchette, M. A.; Choy, W.; Davis, J. T.; Essensfeld, A. P.; Masamune, S.; Roush, W. R.; Sakai, T. *Tetrahedron Lett.* **1984**, 25, 2183–2186.

(14) (a) Vedejs, E.; Cabaj, J.; Peterson, M. J. *J. Org. Chem.* **1993**, 58, 6509–6512. For a review on the Wittig reaction, see: (b) Vedejs, E.; Peterson, M. J. *Top. Stereochem.* **1994**, 21, 1–157.

(11) Still, W. C.; Gennari, C. *Tetrahedron Lett.* **1983**, 24, 4405–4408.

Scheme 6. Model Annulation Studies: Straightforward Assembly of the Macrocyclic E Ring of Madangamines A–E



the ylide generated from phosphonium bromide **16**¹⁵ and KHMDS in THF (0.75 M) under strictly anhydrous conditions led to a highly enriched mixture (*Z/E*, 10:1 ratio) of alkenes **17** in 45% yield. The desired *Z* stereochemistry for the major product was deduced by a 2D NOESY experiment, which showed two sharp cross-peaks

(15) The synthesis of the phosphonium salt **16** was accomplished by modification of known procedures: (a) Zamboni, R.; Milette, S.; Rokach, J. *Tetrahedron Lett.* **1983**, *24*, 4899–4902. (b) Wang, S. S.; Rokach, J.; Powell, W. S.; Dekle, C.; Feinmark, S. J. *Tetrahedron Lett.* **1994**, *35*, 4051–4054. (c) Sandri, J.; Viala, J. J. *Org. Chem.* **1995**, *60*, 6627–6630.

resulting from the spatial interactions between H-4/H-20 and H-2/H-19. After removal of the protecting tosyl substituent, alkaline hydrolysis followed by macrolactamization of the resulting crude amino acid provided a single tricyclic lactam **18**, bearing the (*Z,Z*)-unsaturated 11-membered ring of the target alkaloids.

In summary, using appropriate simplified model derivatives, we have developed synthetic routes to construct the 13- and 14-membered D rings of madangamines C–E, the all-*cis*-triunsaturated 15-membered D ring of madangamine A, and the (*Z,Z*)-unsaturated 11-membered E ring common to madangamines A–E.

Acknowledgment. Financial support from the MICINN, Spain (Project CTQ2009-07021/BQU), and the AGAUR, Generalitat de Catalunya (Grant 2009-SGR-1111) is gratefully acknowledged. Thanks are also due to the Ministry of Education (Spain) for a fellowship to R.B. and to the Leonardo da Vinci programme (Unipharm Graduates-6 and 7) for mobility grants to F.R. and A.M., respectively.

Supporting Information Available. Full experimental and ¹H and ¹³C NMR description of new compounds. ¹H NMR spectra for compounds **1–5**, **7–14c**, and **16–18**; ¹³C NMR spectra for compounds **2**, **3**, **9–14c**, and **16**, **17**; mass spectra for compounds **5**, **8**, **18**. This material is available free of charge via the Internet at <http://pubs.acs.org>.

The authors declare no competing financial interest.