

# Diastereoselective $\text{SmI}_2$ mediated cascade radical cyclisations of methylenecyclopropane derivatives—syntheses of paeonilactone B and 6-*epi*-paeonilactone A

Raymond J. Boffey,<sup>a</sup> William G. Whittingham<sup>b</sup> and Jeremy D. Kilburn<sup>\*a</sup>

<sup>a</sup> Department of Chemistry, University of Southampton, Southampton, UK SO17 1BJ

<sup>b</sup> Syngenta, Jealott's Hill International Research Centre, Bracknell, Berkshire, UK RG42 6EY

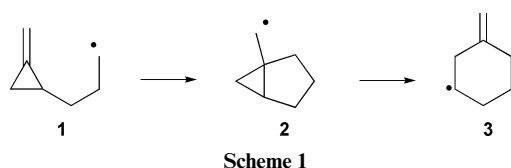
Received (in Cambridge, UK) 27th November 2000, Accepted 17th January 2001

First published as an Advance Article on the web 16th February 2001

The  $\text{SmI}_2$  mediated cascade cyclisations of several methylenecyclopropyl ketones have been examined and found to proceed with high diastereoselectivity, which is critically dependent on the presence of HMPA in the reaction. In one case the radical species at the end of the cascade sequence underwent an unexpected and highly stereoselective dimerisation. The cascade methodology has been applied to a short synthesis of ( $\pm$ )-paeonilactone B and of ( $\pm$ )-6-*epi*-paeonilactone A.

Cascade radical cyclisation reactions have proved to be very popular as a synthetic strategy as they allow the construction of several C–C bonds in one step and can provide elegant synthetic routes to complex polycyclic compounds and natural products.<sup>1</sup> Cascade reactions, initiated in particular by the versatile lanthanide reagent  $\text{SmI}_2$ ,<sup>2</sup> have also been a focus of recent attention. The versatility of  $\text{SmI}_2$  is emphasised by the fact that it can be used to generate both carbon centred radicals and carbanions (by a further one-electron reduction of the radical species) and several cascade sequences utilising combinations of both of these aspects have been described.<sup>3</sup> Cascade processes, initiated by  $\text{SmI}_2$ , and using exclusively radical intermediates<sup>4</sup> are, however, complicated—and potentially limited—by the fact that each radical intermediate can undergo competitive reduction to the corresponding organosamarium species, which may then effectively terminate the intended cascade sequence. The rate constant for reduction of a primary alkyl radical to give an organosamarium species in THF has been estimated as  $5 \times 10^5$ – $7 \times 10^6 \text{ M}^{-1} \text{ s}^{-1}$  (depending on HMPA concentration).<sup>5</sup> Thus with  $\text{SmI}_2$  solutions of 0.1 M, a radical cyclisation will need to have a rate constant  $\geq 5 \times 10^4 \text{ s}^{-1}$  to compete effectively with the alternative reduction pathway.

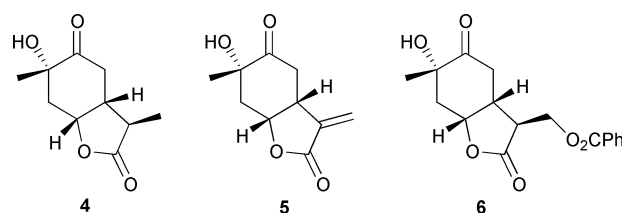
In previous work we have developed radical cascade sequences involving methylenecyclopropane derivatives, which have provided novel routes to a range of bicyclic<sup>6</sup> and spirocyclic compounds.<sup>7</sup> The key step in these cascade sequences has been the 5-*exo* cyclisation of a methylenecyclopropylpropyl radical **1**, followed by rapid 'endo' opening of the resulting cyclopropylmethyl radical **2** to give methylenecyclohexyl radicals **3** which can then be used in further bond-forming steps (Scheme 1).



In order to extend the scope of this chemistry we chose to investigate the 5-*exo* cyclisation of methylenecyclopropyl ketyl radicals, and in particular sought to use this chemistry for the synthesis of the paeonilactone family of natural products. In so doing we wished to explore the potential for using  $\text{SmI}_2$  in such

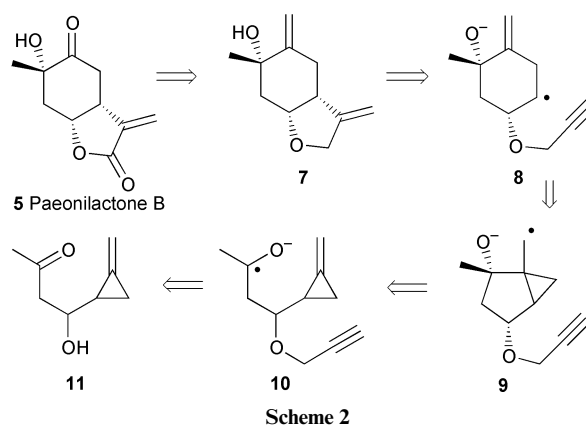
cyclisations and particularly to investigate whether it could be used to mediate radical cascade sequences efficiently. In this paper we wish to report full details of this study which has led to short syntheses of paeonilactone B and 6-*epi*-paeonilactone A, as well as uncovering an unusual stereoselective dimerisation at the end of a radical cascade sequence.<sup>8</sup>

The paeonilactones A (**4**), B (**5**) and C (**6**) are all constituents



of the paeony root (the root of *Paeonia albiflora* Pallas) which has been used extensively in Chinese and Japanese medicines for the treatment of pain.<sup>9</sup> Apart from their analgesic properties, the high density of stereocentres and oxygen functionality around the cyclohexane nucleus has made the paeonilactone family challenging synthetic targets.<sup>10</sup>

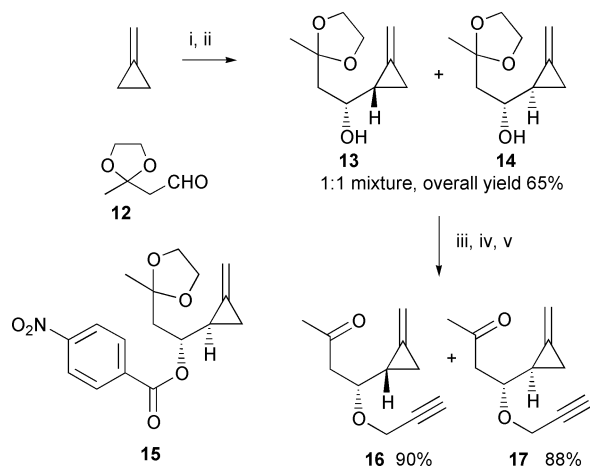
A retrosynthetic analysis of paeonilactone B (Scheme 2)



suggested that the *cis*-fused bicyclic methylenecyclohexane **7** could be prepared by a 5-*exo* cyclisation of methylenecyclohexyl radical **8** onto a pendant alkyne, and **8** could, in

turn, arise from cyclisation of ketyl radical **10** onto a methylenecyclopropane unit with subsequent 'endo' ring opening of **9**. Whether such a sequence would prove to be diastereoselective and provide the correct relative stereochemistry of the tertiary alcohol required for the natural product was one of the key aspects of the proposed investigation.

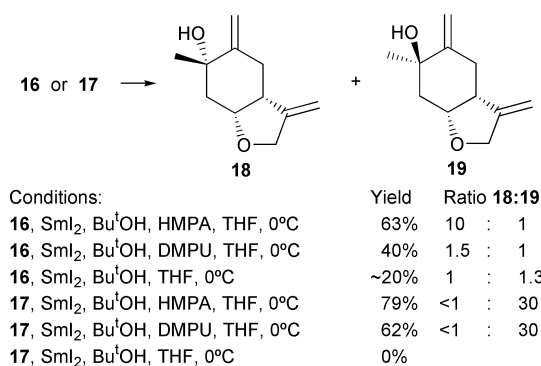
The synthesis of paeonilactone **B** began with addition of lithiated methylenecyclopropane<sup>11</sup> to aldehyde **12**, to produce the desired alcohols as a readily separable mixture of diastereoisomers **13** and **14** (Scheme 3). The relative stereochemistry for



**Scheme 3** Reagents and conditions: (i) BuLi, THF,  $-78^{\circ}\text{C}$ ; (ii) **12**; (iii) NaH, DMPU, THF; (iv)  $\text{HC}\equiv\text{CCH}_2\text{Br}$ ; (v) TsOH, acetone,  $\text{H}_2\text{O}$ .

the two diastereoisomers was established by X-ray crystallographic structure analysis of the *p*-nitrobenzoate ester **15** derived from alcohol **14**.<sup>12</sup> Alkylation of the alcohols gave the corresponding propargyl ethers,<sup>‡</sup> and subsequent ketal deprotection provided the two diastereomeric cyclisation precursors, **16** and **17** respectively, in essentially quantitative yield.

Treatment of ketone **16** with  $\text{SmI}_2$ , under standard conditions<sup>13</sup> (slow addition of **16** to 2.2 equiv.  $\text{SmI}_2$ , Bu<sup>t</sup>OH, HMPA, THF,  $0^{\circ}\text{C}$ ) gave the desired bicyclic products as a readily separable mixture of diastereoisomers, **18** and **19**, in 57% and 6% isolated yields respectively (ratio **18:19**, 10:1 by analysis of the  $^1\text{H}$  NMR of the crude reaction mixture) (Scheme 4). In contrast, treatment of diastereoisomeric ketone



**Scheme 4**

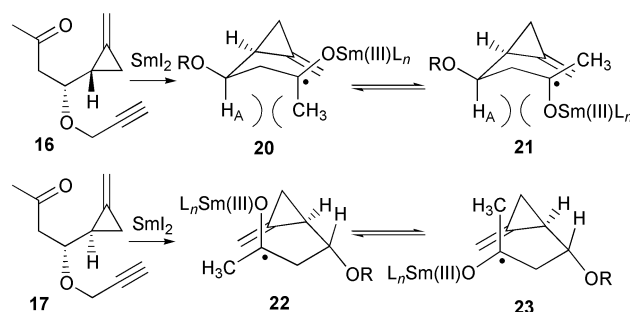
**17** with  $\text{SmI}_2$ , under identical conditions, gave the bicyclic product **19** in 79% isolated yield, and only a trace of the diastereoisomer **18** (ratio **19:18**, >30:1).

The stereochemistry of **18** was ultimately confirmed by the successful conversion to the natural product paeonilactone **B** (*vide infra*), but the stereochemistry of both **18** and **19** was at this stage assigned on the basis of NOE studies and on the

known preference for the cyclisation of cycloalkyl radicals onto tethered alkenes and alkynes to give *cis*-fused bicyclic systems.<sup>14</sup>

In order to rationalise the observed diastereoselectivity we repeated the cyclisations under identical conditions, but replacing HMPA with the less effective chelator DMPU.<sup>15</sup> These cyclisation reactions gave the bicyclic products with reduced overall yields and required a larger excess of  $\text{SmI}_2$  (~6 equiv.) for consumption of starting material (Scheme 4). Notably, for the cyclisation of **16**, the diastereoselectivity was reduced (ratio **18:19**, 1.5:1), whereas for the cyclisation of **17** the diastereoselectivity was seemingly unaffected (ratio **19:18**, >30:1). In the absence of either DMPU or HMPA the cyclisation was, as expected, a poor reaction. Thus **16** gave an overall yield of ~20% of **18** and **19**, but with a reversal of stereoselectivity (ratio **18:19**, 1:1.3), while cyclisation of **17**, under these conditions, yielded none of the desired bicyclic compounds.

The selectivity observed for the cyclisation of **16** in favour of **18**, in the presence of HMPA, in which the tertiary alcohol and ether oxygen are *cis* in the bicyclic product, might be the consequence of chelation control from the weakly basic propargylic ether oxygen to the samarium(III) bound to the ketyl radical. However, the decrease in selectivity for the cyclisation of **16** as HMPA is replaced by the weaker chelator DMPU, and reversal of selectivity when neither is present (leaving the even less effective chelator, THF, as the available samarium ligand), effectively rules out this possibility. It seems probable that the first step of the cyclisation of **16**, which effectively sets the relative stereochemistry of the product, proceeds through a chair-like transition state, allowing the propargyl ether substituent to adopt a pseudo-equatorial position (Scheme 5).



**Scheme 5**

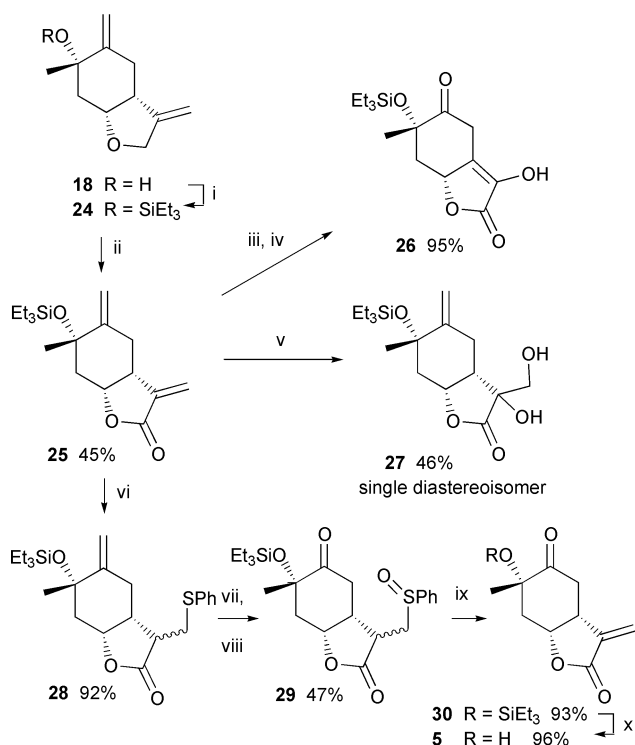
As a consequence of the bond angles of the methylenecyclopropyl group, the alkene appears to be essentially staggered between the ketyl radical oxygen and the ketyl methyl group. Thus the preference for conformer **20** over **21** may largely result from the preference for the bulky  $\text{OSm(III)(HMPA)}_n$  moiety to also adopt a pseudo-equatorial position and avoid a 1,3 diaxial interaction with  $\text{H}_A$ . Replacement of HMPA with DMPU may effectively reduce the steric bulk of the  $\text{OSm(III)}L_n$  moiety,<sup>15</sup> leading to a lower selectivity for conformer **20**. In the absence of either HMPA or DMPU the ketyl methyl becomes sterically dominant, leading to a reversal in selectivity.

In contrast, the first step of the cyclisation of **17** may well proceed through a boat-like transition state, since a chair-like transition state would force the propargyl ether substituent into a severely hindered axial orientation. In the boat-like transition state the alkene now appears to be largely eclipsed with either the ketyl methyl group (**22**) or the ketyl radical oxygen (**23**). Conformer **22** may now be preferred over **23** since it alleviates the electronic repulsion between the ketyl oxygen functionality and the alkene  $\pi$ -system,<sup>16</sup> and this preference is unaffected by replacing HMPA with DMPU.

Completion of the synthesis of paeonilactone **B** firstly required protection of the tertiary allylic alcohol of **18** as the

<sup>‡</sup> Propargyl = prop-2-ynyl.

triethylsilyl ether **24**,<sup>17</sup> followed by oxidation of the allyl ether to the desired  $\alpha$ -methylene lactone **25** using  $\text{CrO}_3$  and pyridine (Scheme 6).<sup>18</sup> The selective oxidation of the ostensibly more

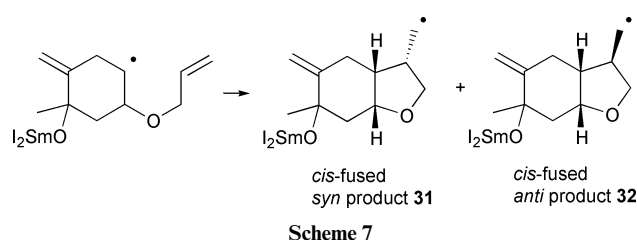


**Scheme 6** Reagents and conditions: (i)  $\text{Et}_3\text{SiOTf}$ ,  $\text{Et}_3\text{N}$ ,  $\text{CH}_2\text{Cl}_2$ ,  $0^\circ\text{C}$ ; (ii)  $\text{CrO}_3$ , pyridine,  $\text{CH}_2\text{Cl}_2$ , rt; (iii)  $\text{O}_3$ ,  $\text{EtOH}$ ,  $-110^\circ\text{C}$ ; (iv)  $\text{Me}_2\text{S}$ ; (v)  $\text{OsO}_4$ , THF,  $\text{H}_2\text{O}$  or cat.  $\text{K}_2\text{OsO}_4 \cdot 2\text{H}_2\text{O}$ ,  $\text{K}_2\text{CO}_3$ ,  $\text{K}_3\text{Fe}(\text{CN})_6$ ,  $\text{Bu}^t\text{OH}$ ,  $\text{H}_2\text{O}$ ; (vi)  $\text{PhSH}$ ,  $\text{Et}_3\text{N}$ ,  $\text{CH}_2\text{Cl}_2$ ; (vii)  $\text{O}_3$ ,  $\text{MeOH}$ ,  $-78^\circ\text{C}$ ; (viii)  $\text{Me}_2\text{S}$ ; (ix)  $\text{CCl}_4$ , reflux; (x)  $\text{HF}$ -pyridine, THF.

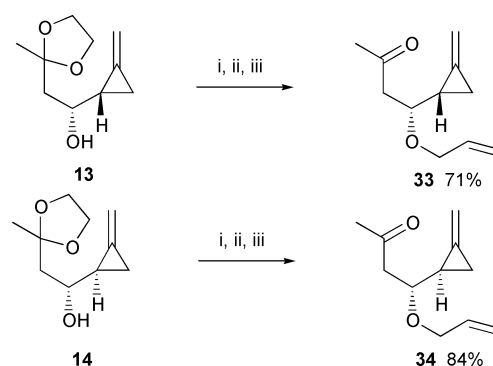
electrophilic cyclohexyl alkene of **25** proved to be impossible, with both alkenes reacting rapidly with ozone at  $-110^\circ\text{C}$  in  $\text{EtOH}$  to give **26** in almost quantitative yield. Even more frustratingly, treatment of **25** with  $\text{OsO}_4$  led to **27** with dihydroxylation of just the  $\alpha$ -methylene lactone, presumably due to steric congestion around the cyclohexyl alkene. Instead, base mediated Michael addition of thiophenol to **25** gave the thioether **28**, which was then successfully ozonolysed to give the desired ketone, with concomitant oxidation of the thioether to the corresponding sulfoxide **29**. Thermal elimination of phenylsulfenic acid<sup>19</sup> then reinstalled the  $\alpha$ -methylene lactone and deprotection of the resulting silyl ether **30** was successfully achieved using pyridine $\cdot\text{HF}$ <sup>20</sup> to give ( $\pm$ )-paeonilactone B **5**, whose structure was confirmed by comparison of NMR and IR spectroscopic data to those reported previously for the natural paeonilactone.<sup>9</sup>

The  $\text{SmI}_2$  mediated cascade reaction of methylenecyclopropyl ketone **16** thus provides a short route to paeonilactone B, and proceeds with high diastereoselectivity which is critically dependent on the presence of HMPA. Clearly a synthesis of paeonilactone A **4** could be achieved by a stereoselective reduction of the exocyclic alkene of paeonilactone B, but having established that the  $\text{SmI}_2$  mediated cascade reaction of propargyl ether **16** proceeds with high diastereoselectivity to give the bicyclic ether **18** it was of interest to see if the cascade methodology could be extended to the cyclisation of the corresponding allyl ethers which might, in principle, install the methyl substituent for paeonilactone A directly. The stereochemical outcome of the cyclisation of cyclohexyl radicals onto a pendant butenyl (or allyloxy) residue has been investigated in some detail. Studies by RajanBabu<sup>21</sup> and Beckwith and Page<sup>22</sup> indicate that if the cyclisation proceeds with the butenyl sidechain in an equatorial orientation (relative to the pseudo-chair cyclo-

hexane) then the *cis*-fused 7-*syn* product **31** will be the preferred product whereas if the cyclisation proceeds with the butenyl sidechain in an axial orientation then the *cis*-fused 7-*anti* product **32** will be preferred (Scheme 7).

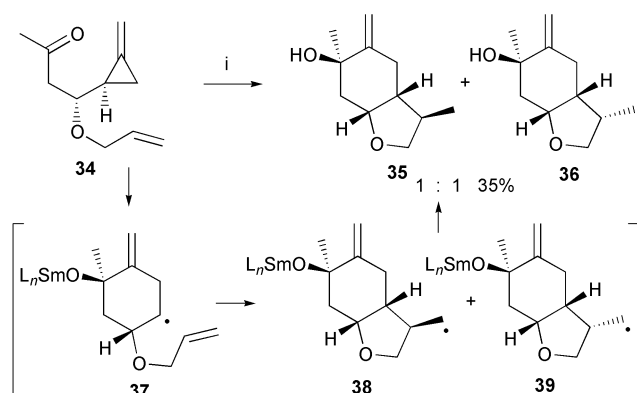


The diastereomeric allyl ethers **33** and **34** were prepared in analogous fashion to the corresponding propargyl ethers, by alkylation of the separated alcohols **13** and **14** with allyl bromide, and subsequent ketal deprotection (Scheme 8).



**Scheme 8** Reagents and conditions: (i)  $\text{NaH}$ , DMPU, THF; (ii) allyl bromide; (iii)  $\text{TsOH}$ , acetone,  $\text{H}_2\text{O}$ .

Treatment of allyl ether **34** with  $\text{SmI}_2$ , as before in the presence of HMPA, gave a 1:1 mixture of diastereoisomeric bicycles, **35** and **36** in 35% isolated yield<sup>23</sup> (Scheme 9). A slightly



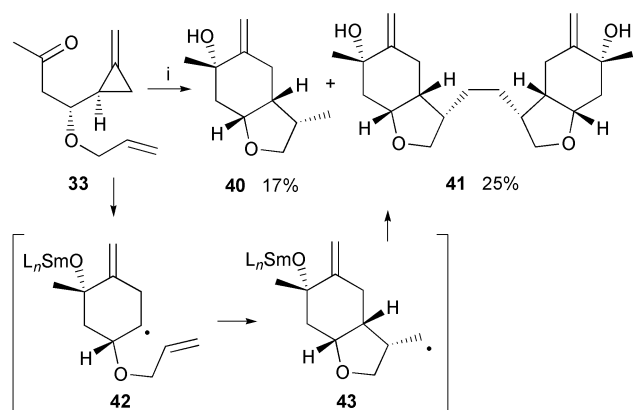
**Scheme 9** Reagents and conditions: (i)  $\text{SmI}_2$ ,  $\text{Bu}^t\text{OH}$ , HMPA, THF,  $0^\circ\text{C}$ .

improved yield (40%) of the same 1:1 mixture was obtained by carrying out the reaction at  $-78^\circ\text{C}$ . No other bicyclic products could be isolated from these reactions (nor could they be detected in the  $^1\text{H}$  or  $^{13}\text{C}$  NMR spectra of the crude reaction mixture).

The stereochemical outcome of this cyclisation is readily rationalised in terms of the model presented above (Scheme 5) for the cyclisation of the analogous propargyl ether **17**. Thus the cyclisation of the initially formed ketyl radical may proceed *via* a boat-like transition state to give methylenecyclohexyl radical **37**, as essentially a single diastereoisomer, which then cyclises to give a 1:1 mixture of alkyl radicals **38** and **39**, which in turn are reduced to the organosamarium and quenched by

Bu<sup>t</sup>OH. Replacement of HMPA with DMPU in the reaction (0 °C) led to a lower yield (20%) of bicyclic products, but with no change to the diastereoselectivity, again mirroring the results observed with the corresponding propargyl ether **17**. Thus it seems that cyclisation of cyclohexyl radical **37**, under the conditions used here, gives no stereoselectivity at the newly formed chiral centre. The lower yields of the cascade process in comparison to the analogous propargyl ethers were also disappointing and indeed somewhat surprising since the rate constant for cyclisation of the hex-5-enyl radical is greater than the corresponding rate constant for cyclisation of the hex-5-ynyl radical<sup>24</sup> and thus one might anticipate that cyclisation of **37** (or **42**) would be more efficient than cyclisation of **8**. Since no identifiable byproducts were isolated from these cyclisations it is not possible to speculate on the reasons for the relatively low yields in the allyl ether cyclisations.

Cyclisation of **33** in the presence of HMPA, on the other hand, gave a single diastereomeric bicycle **40** in just 17% isolated yield, but accompanied by a 25% yield of a dimeric product **41**, as a single diastereoisomer,<sup>25</sup> with the same relative stereochemistry for the bicyclic portion as for **40** (Scheme 10).



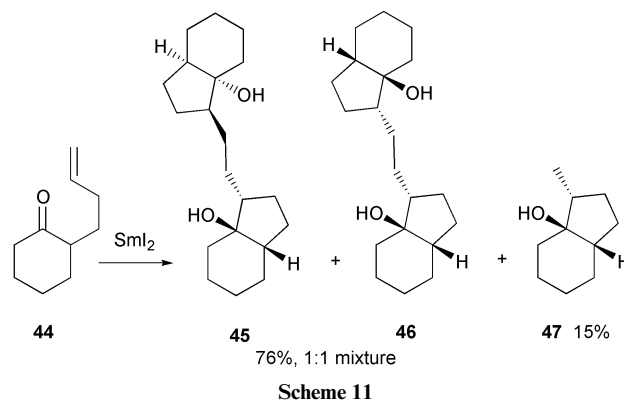
**Scheme 10** Reagents and conditions: (i) SmI<sub>2</sub>, Bu<sup>t</sup>OH, HMPA, THF, 0 °C.

Again, no other bicyclic or dimeric products could be isolated from the reaction (nor could they be detected in the <sup>1</sup>H or <sup>13</sup>C NMR spectra of the crude reaction mixture) and again the stereochemical outcome of this cyclisation is readily rationalised in terms of the model presented previously for the cyclisation of the analogous propargyl ether **16**. Thus the cyclisation of the initially formed ketyl radical may proceed *via* a chair-like transition state to give methylenecyclohexyl radical **42**, as essentially a single diastereoisomer. Radical **42** then cyclises to give exclusively alkyl radical **43** which is either reduced to the organosamarium and quenched to give **40**, or dimerises to give **41**. The sequence therefore appears to be highly stereoselective, although it does not give the desired stereochemistry for the natural product paeonilactone A.

As before with the analogous propargyl ether **16**, replacement of HMPA with DMPU in the cyclisation led to a loss of stereoselectivity in the first steps of the cascade, and thus to the formation of both methylenecyclohexyl radicals **37** and **42**, which in turn gave a mixture of all three bicyclic products **35**, **36** and **40**, but no dimeric products were detected, indicating that the presence of HMPA is essential for the formation of **41**.

The formation of dimer **41** was quite unexpected since it is formed under conditions of relatively high SmI<sub>2</sub> concentration where rapid reduction of the primary radical **43** and quenching would be expected, as observed for intermediates **38** and **39**. In a further experiment we treated a 1:1 mixture of starting allyl ethers **33** and **34** with SmI<sub>2</sub>, under the same conditions as before, with HMPA, and obtained a mixture of all three bicyclic products **35**, **36** and **40** and the single dimeric product **41**. Thus, under conditions that generate all three primary radicals **38**, **39**

and **43**, it is only **43** which dimerises. Even more remarkably, the dimerisation occurs only between opposite enantiomers of **43**, to give the dimer as a *meso* isomer, and none of the 'homo' coupling of identical enantiomers is observed! Dimerisation (Wurtz coupling) of organosamariums such as benzylsamarium diiodide are well known<sup>2</sup> and recently a non-stereoselective dimerisation of a samarium-derived glucosyl radical has been described.<sup>26</sup> However the only example of dimerisation at the end of a radical cyclisation sequence that we are aware of, was reported by Molander and McKie *et al.*<sup>15</sup> in which cyclisation of **44** led to a mixture of diastereomeric dimers **45** and **46**, under conditions of relatively low SmI<sub>2</sub> concentration (Scheme 11).



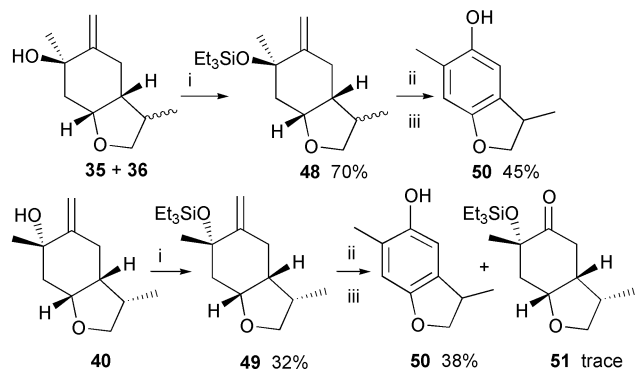
The dimerisation was not observed when higher concentrations of SmI<sub>2</sub> (as in our work described here) were used.

Clearly radical intermediate **43** is more stable than any of the other radical intermediates formed in the cyclisation sequence, and we believe this can be explained most readily by the fact that this intermediate has both the OSm(III) and the alkyl radical on the *endo* face of the bicyclic structure, allowing stabilisation of the radical by interaction with the samarium(III). This would effectively 'protect' the radical from further reduction by SmI<sub>2</sub>, allowing build up of the radical species and eventual dimerisation. The exclusive formation of the *meso* dimer is harder to rationalise. The dimerisation may involve formation of a diradical intermediate from two monomers **43** (*e.g.* bridging of two ketyl oxygens with two samariums) followed by radical coupling to give the dimeric product. For the formation of such an intermediate, approach of identical enantiomers to each other may be impeded relative to the approach of opposite enantiomers. Alternatively, the structure of the *rac* diradical intermediate, if formed, may not readily allow coupling of the two alkyl radicals and may be slowly quenched to give **40**, or it may equilibrate with a *meso* diradical intermediate whose structure does allow radical coupling.

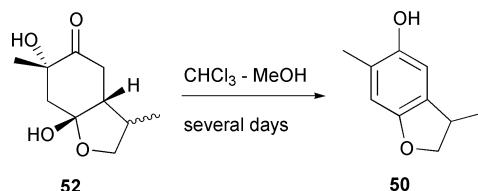
Although the cyclisations of the allyl ethers failed to provide the correct stereochemistry for paeonilactone A, the conversion of the bicyclic ethers **35**, **36** and **40** to diastereoisomers of the natural product was none-the-less investigated. The diastereomeric mixture of alcohols **35** and **36** was converted to the corresponding mixture of triethylsilyl ethers **48** in 70% yield, whereas the single diastereomeric alcohol **40** was converted to triethylsilyl ether **49** in only 32% yield, reflecting the difficulty of protecting an alcohol on the *endo* face of a *cis*-fused bicyclic system (Scheme 12).

Ozonolysis of triethylsilyl ethers **48** did not produce the desired cyclohexanone, but gave instead the dihydrobenzofuran **50** in 45% yield (Scheme 12). Similarly ozonolysis of triethylsilyl ether **49** gave dihydrobenzofuran **50** in 38% yield accompanied by a small amount of the desired cyclohexanone **51**. The dihydrobenzofuran **50** has previously been isolated as the major product from the decomposition of the paeony root metabolite **52**, when the latter was stored as a solution in CHCl<sub>3</sub>-MeOH





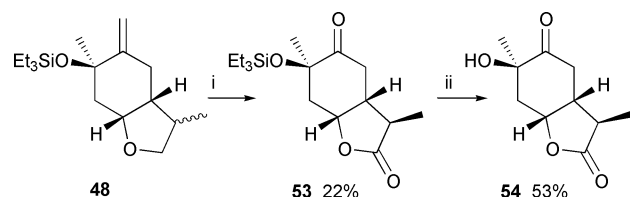
**Scheme 12** Reagents and conditions: (i)  $\text{Et}_3\text{SiOTf}$ ,  $\text{Et}_3\text{N}$ ,  $\text{CH}_2\text{Cl}_2$ ,  $0^\circ\text{C}$ ; (ii)  $\text{O}_3$ ,  $\text{MeOH}$ ,  $-60^\circ\text{C}$ ; (iii)  $\text{Me}_2\text{S}$ .



**Scheme 13**

for several days (Scheme 13).<sup>27</sup> Ozonolysis of the silyl ethers **48** and **49** presumably leads to an intermediate related to **52**, which subsequently aromatises by enolisation and elimination.

As an alternative to ozonolysis, oxidation of the silyl ethers using  $\text{RuO}_4$  was attempted. Disappointingly, treatment of silyl ether **49** under these conditions led only to decomposition of the starting material and recovery of  $\text{Et}_3\text{SiOH}$ . Oxidation of silyl ethers **48** using  $\text{RuO}_4$  did, however, lead to concomitant oxidation of both the cyclohexyl alkene and the tetrahydrofuran ring to give the bicyclic lactone **53**, as a single diastereoisomer in 22% yield and this was successfully deprotected to give ( $\pm$ )-6-*epi*-paeonilactone **54** (Scheme 14). Presumably **53**



**Scheme 14** Reagents and conditions: (i)  $\text{RuCl}_3 \cdot \text{H}_2\text{O}$ ,  $\text{NaIO}_4$ ,  $\text{H}_2\text{O}$ ,  $\text{CCl}_4$ ; (ii)  $\text{HF}$ -pyridine,  $\text{THF}$ .

is produced as a single diastereoisomer because only the corresponding diastereoisomer of the silyl ether **48** is successfully oxidised, or because the chiral centre  $\alpha$  to the newly formed lactone is epimerised under the reaction conditions.

In summary, the  $\text{SmI}_2$  cyclisation of methylenecyclopropyl ketones has been investigated in detail. Efficient cascade processes have been produced indicating that the radical intermediates are sufficiently long-lived in the presence of excess  $\text{SmI}_2$  to allow the cascade sequence to be realised. In addition, the cascade sequences we have investigated are highly stereoselective, although the selectivity is heavily influenced by the precise reaction conditions, and specifically by the use of HMPA as an additive.<sup>28</sup> The efficiency and stereoselectivity of these cascade processes have allowed them to be used in short syntheses of ( $\pm$ )-paeonilactone **B** and of ( $\pm$ )-6-*epi*-paeonilactone **A**.

## Experimental

### General procedures

All reactions requiring anhydrous conditions were conducted in

flame dried glassware under a static, inert atmosphere unless otherwise stated. THF and toluene were distilled from sodium benzophenone ketyl,<sup>29</sup>  $\text{CH}_2\text{Cl}_2$  was distilled from calcium hydride, and petrol was distilled and the fraction boiling between  $40$  and  $60^\circ\text{C}$  was used. All other solvents were of commercial grade and were used without further purification. Thin layer chromatography was performed on plastic backed sheets (Camlab) coated with silica gel ( $\text{SiO}_2$ ;  $0.25\text{ mm}$ ). Flash column chromatography was performed on Sorbil  $\text{C}_{60}$ ,  $40$ – $60$  mesh silica.

Infra-red spectra were recorded on a Perkin-Elmer 1600 series FT-IR spectrometer. Proton NMR spectra were obtained at  $270\text{ MHz}$  on a JEOL GX 270, at  $300\text{ MHz}$  on a Bruker AC 300, and at  $360\text{ MHz}$  on a Bruker Aspect 3000 spectrometer. Spectra were referenced with respect to the residual solvent peak for the deuterated solvent concerned.  $^{13}\text{C}$  NMR spectra were obtained at  $75\text{ MHz}$  on a Bruker AC 300. COSY spectra and  $^1\text{H}$ – $^{13}\text{C}$  correlation spectra were measured on a Bruker AC 300, and NOE data were recorded on the Bruker Aspect 3000 spectrometer, or obtained courtesy of Zeneca Agrochemicals, Bracknell. Mass spectra were obtained on a VG analytical 70–250-SE normal geometry double focusing mass spectrometer. All EI data were acquired at  $70\text{ eV}$ , with the source temperature at  $200^\circ\text{C}$  and with an accelerating voltage of  $6\text{ kV}$ . All CI data were obtained using ammonia reagent gas, the source temperature being  $200^\circ\text{C}$  and with an emission current of  $0.5\text{ mA}$ . All ES spectra were recorded on a Micromass Platform quadrupole mass analyser with an electrospray ion source.

Methylenecyclopropane was prepared according to the method of Binger and co-workers<sup>30</sup> and was handled using the experimental methods described by Thomas<sup>11a</sup> Sternberg and Binger.<sup>11b</sup> 2-(2-Methyldioxolan-2-yl)ethanal **12** was prepared in three steps from ethyl acetoacetate according to the method of Kelly *et al.*<sup>31</sup>

### (1*R*)-2-(2-Methyl-1,3-dioxolan-2-yl)-1-[(1*S*)-2-methylenecyclopropyl]ethanol **13** and (1*R*)-2-(2-methyl-1,3-dioxolan-2-yl)-1-[(1*R*)-2-methylenecyclopropyl]ethanol **14**

$^n\text{BuLi}$  ( $28\text{ ml}$  of  $2.5\text{ M}$  solution in hexane,  $0.070\text{ mol}$ ) was added to a solution of methylenecyclopropane ( $5\text{ ml}$ ,  $0.074\text{ mol}$ ) in THF ( $100\text{ ml}$ ) at  $-30^\circ\text{C}$ . The temperature was allowed to warm to  $0^\circ\text{C}$  over  $1\text{ h}$  and maintained at  $0^\circ\text{C}$  for  $1\text{ h}$ , then raised to room temperature for  $10\text{ min}$  before cooling to  $-78^\circ\text{C}$ . Aldehyde **12** ( $8.39\text{ g}$ ,  $0.063\text{ mol}$ ) in THF ( $50\text{ ml}$ ) at  $-78^\circ\text{C}$  was added *via* cannula to the solution over  $10\text{ min}$ . The reaction mixture was allowed to warm to  $-20^\circ\text{C}$  and the reaction quenched with aq.  $\text{NH}_4\text{Cl}$  ( $10\text{ ml}$  of a pH 7 buffered solution). The aqueous layer was extracted with  $\text{Et}_2\text{O}$  ( $3 \times 150\text{ ml}$ ) and the organic layer dried over  $\text{MgSO}_4$ . The crude reaction mixture was concentrated *in vacuo* and purified by flash column chromatography eluting with petrol, gradually increasing the polarity to 30%  $\text{Et}_2\text{O}$ –petrol, to give alcohols **13** and **14** as a colourless oil ( $7.54\text{ g}$ ,  $65\%$ ) and as a 1:1 mixture of diastereoisomers. The diastereoisomers ( $2\text{ g}$ ) were separated by flash column chromatography, eluting with petrol, gradually increasing the polarity to 30%  $\text{Et}_2\text{O}$ –petrol to give **13** ( $503\text{ mg}$ ),  $R_f = 0.50$  (70%  $\text{EtOAc}$ –petrol);  $\nu_{\text{max}}$  (liq. film)/ $\text{cm}^{-1}$  3475, 2980, 1379;  $\delta_{\text{H}}$  ( $300\text{ MHz}$ ,  $\text{CDCl}_3$ ) 5.55 (1H, br s,  $\text{C}=\text{CH}_A\text{H}_B$ ), 5.43 (1H, br s,  $\text{C}=\text{CH}_A\text{H}_B$ ), 4.02 (4H, br s,  $\text{O}(\text{CH}_2)_2\text{O}$ ), 3.55 (1H, ddd,  $J = 2, 7, 10\text{ Hz}$ ,  $\text{CHOH}$ ), 3.25 (1H, br s, OH), 2.10 (1H, dd,  $J = 2, 15\text{ Hz}$ ,  $\text{CH}_A\text{H}_B\text{CHOH}$ ), 1.91 (1H, dd,  $J = 10, 15\text{ Hz}$ ,  $\text{CH}_A\text{H}_B\text{CHOH}$ ), 1.62 (1H, m, cyclopropyl CH), 1.38 (3H, s,  $\text{CH}_3$ ), 1.24 (1H, tt,  $J = 2, 9\text{ Hz}$ , cyclopropyl CH), 0.98 (1H, m, cyclopropyl CH);  $\delta_{\text{C}}$  ( $75\text{ MHz}$ ,  $\text{CDCl}_3$ ) 133.6, 110.1, 103.8 (2), 70.4 (1), 64.7 (2), 64.2 (2), 44.1 (2), 24.1 (3), 21.2 (1), 6.7 (2);  $m/z$  ( $\text{CI}^+$ ) 185 [ $\text{M} + \text{H}$ ]<sup>+</sup> (5%), 167 [ $\text{M} - \text{OH}$ ]<sup>+</sup> (10%). HRMS  $\text{C}_{10}\text{H}_{17}\text{O}_3$  [ $\text{M} + \text{H}$ ]<sup>+</sup> requires 185.1178, found 185.1177.

A 1:1 mixture of both diastereoisomers ( $737\text{ mg}$ ).

And **14** ( $509\text{ mg}$ ),  $R_f = 0.48$  (70%  $\text{EtOAc}$ –petrol);  $\nu_{\text{max}}$  (liq.

film)/cm<sup>-1</sup> 3475, 2982, 1380;  $\delta_{\text{H}}$  (300 MHz, CDCl<sub>3</sub>) 5.42 (2H, s with fine coupling, C=CH<sub>2</sub>), 4.01 (4H, br s, O(CH<sub>2</sub>)<sub>2</sub>O), 3.65 (1H, s, OH), 3.41 (1H, dt,  $J$  = 4, 8 Hz, CHOH), 2.00–1.92 (2H, m, CH<sub>2</sub>CHOH), 1.58 (1H, m, cyclopropyl CH), 1.37–1.27 (1H, m, cyclopropyl CH), 1.36 (3H, s, CH<sub>3</sub>), 1.12 (1H, m, cyclopropyl CH);  $\delta_{\text{C}}$  (75 MHz, CDCl<sub>3</sub>) 132.8, 110.3, 104.1 (2), 71.2 (1), 64.9 (2), 64.4 (2), 44.9 (2), 24.2 (3), 21.9 (1), 8.6 (2);  $m/z$  (CI<sup>+</sup>) 185 [M + H]<sup>+</sup> (8%), 167 [M – OH]<sup>+</sup> (10%) (Found: C, 64.87; H, 8.87. C<sub>10</sub>H<sub>16</sub>O<sub>3</sub> requires C, 65.19; H, 8.75%).

**(±)-(1R)-2-(2-Methyl-1,3-dioxolan-2-yl)-1-[(1R)-2-methylenecyclopropyl]ethyl 4-nitrobenzoate 15**

*p*-Nitrobenzoyl chloride (590 mg, 3.2 mmol) was added to a solution of alcohol **14** (64 mg, 0.35 mmol) and pyridine (0.5 ml, 6 mmol) in CH<sub>2</sub>Cl<sub>2</sub> (2 ml). The reaction mixture was stirred at room temperature for 48 h under N<sub>2</sub>. The reaction mixture was washed with a saturated solution of CuSO<sub>4</sub> (2 ml) and the aqueous layer extracted with CH<sub>2</sub>Cl<sub>2</sub> (3 × 2 ml). The combined organic phase was dried over MgSO<sub>4</sub>, concentrated *in vacuo* and purified by flash column chromatography, eluting with hexane, gradually increasing the polarity to 50% EtOAc–hexane to give ester **15** as a yellowish crystalline solid (104 mg, 90%) which was recrystallised from ethanol–water,  $R_{\text{f}}$  = 0.68 (70% EtOAc–hexane);  $\nu_{\text{max}}$  (liq. film)/cm<sup>-1</sup> 2985, 2886, 1722, 1607, 1527, 1349;  $\delta_{\text{H}}$  (300 MHz, CDCl<sub>3</sub>) 8.30 (2H, d,  $J$  = 8 Hz, ArH), 8.21 (2H, d,  $J$  = 8 Hz, ArH), 5.50 (1H, s with fine splitting, C=CH<sub>A</sub>H<sub>B</sub>), 5.45 (1H, s with fine splitting, C=CH<sub>A</sub>H<sub>B</sub>), 5.08 (1H, dt,  $J$  = 2, 9 Hz, CHO), 3.98–3.80 (4H, m, O(CH<sub>2</sub>)<sub>2</sub>O), 2.35 (1H, dd,  $J$  = 9, 15 Hz, CH<sub>A</sub>H<sub>B</sub>CHO), 2.09 (1H, dd,  $J$  = 2, 15 Hz, CH<sub>A</sub>H<sub>B</sub>CHO), 1.85 (1H, m, cyclopropyl CH), 1.45–1.25 (2H, m, cyclopropyl CH), 1.35 (3H, s, CH<sub>3</sub>);  $\delta_{\text{C}}$  (75 MHz, CDCl<sub>3</sub>) 164.6, 150.6, 136.4, 131.8, 131.0 (1), 123.7 (1), 108.7, 105.1 (2), 73.9 (1), 64.6 (2), 64.5 (2), 43.2 (2), 24.5 (3), 20.5 (1), 8.9 (2);  $m/z$  (CI) 334 [M + H]<sup>+</sup> (10%), 351 [M + NH<sub>4</sub>]<sup>+</sup> (5%); X-ray crystal structure was obtained and is published elsewhere.<sup>12</sup>

**(±)-(4R)-4-[(1S)-2-Methylenecyclopropyl]-4-(prop-2-ynyloxy)-butan-2-one 16**

Alcohol **13** (301 mg, 1.63 mmol) in THF (1.5 ml) was added to NaH (60% dispersion in oil, 151 mg, 3.78 mmol) in THF (3 ml) under Ar and the reaction mixture was stirred for 20 min. DMPU (460  $\mu$ l, 3.8 mmol) was added and the reaction mixture stirred for 10 min. Propargyl bromide (80% solution in toluene, 695  $\mu$ l, 6.25 mmol) was added and the reaction mixture stirred overnight. The reaction was quenched with aq. NH<sub>4</sub>Cl (3 ml of a sat. solution) and the aqueous phase extracted with Et<sub>2</sub>O (3 × 10 ml). The combined organic phase was dried over MgSO<sub>4</sub>, concentrated *in vacuo* and purified by flash column chromatography, eluting with petrol, and gradually increasing the polarity to 40% Et<sub>2</sub>O–petrol to give the propargyl ether as a pale yellow oil (332 mg, 91%),  $R_{\text{f}}$  = 0.59 (50% Et<sub>2</sub>O–petrol);  $\nu_{\text{max}}$  (liq. film)/cm<sup>-1</sup> 2985, 2105, 1445, 1380;  $\delta_{\text{H}}$  (300 MHz, CDCl<sub>3</sub>) 5.48 (2H, m, C=CH<sub>2</sub>), 4.35 (1H, dd,  $J$  = 2, 15 Hz, CH<sub>A</sub>CH<sub>B</sub>C≡C), 4.24 (1H, dd,  $J$  = 2, 15 Hz, CH<sub>A</sub>CH<sub>B</sub>C≡C), 3.95 (4H, m, O(CH<sub>2</sub>)<sub>2</sub>O), 3.20 (1H, dt,  $J$  = 3, 8 Hz, CHOCH<sub>2</sub>), 2.40 (1H, t,  $J$  = 2 Hz, C≡CH), 2.05 (1H, dd,  $J$  = 8, 15 Hz, CH<sub>A</sub>CH<sub>B</sub>CHO), 1.98 (1H, dd,  $J$  = 3, 15 Hz, CH<sub>A</sub>CH<sub>B</sub>CHO), 1.60 (1H, m, cyclopropyl CH), 1.40 (3H, s, CH<sub>3</sub>), 1.25 (1H, m, cyclopropyl CH), 0.85 (1H, m, cyclopropyl CH);  $\delta_{\text{C}}$  (75 MHz, CDCl<sub>3</sub>) 134.4, 109.3, 104.6 (2), 80.4, 76.8 (1), 74.2 (1), 64.7 (2), 64.6 (2), 55.9 (2), 44.1 (2), 24.5 (3), 20.3 (1), 6.7 (2);  $m/z$  (CI) 223 [M + H]<sup>+</sup> (18%), 240 [M + NH<sub>4</sub>]<sup>+</sup> (7%); HRMS C<sub>13</sub>H<sub>19</sub>O<sub>3</sub> [M + H]<sup>+</sup> requires 223.1334, found 223.1319.

The propargyl ether (305 mg, 1.37 mmol) and *p*-TsOH (310 mg, 1.63 mmol) in wet acetone (60 ml of 10% water in acetone) was stirred for 24 h at room temperature. The reaction mixture was concentrated *in vacuo* and Et<sub>2</sub>O (50 ml) was added. The mixture was washed with aq. NaHCO<sub>3</sub> (25 ml). The aqueous layer was extracted with Et<sub>2</sub>O (3 × 25 ml), and the combined

aqueous phases were dried over MgSO<sub>4</sub> and concentrated *in vacuo* to give ketone **16** as a colourless oil (245 mg, 99%),  $R_{\text{f}}$  = 0.45 (50% Et<sub>2</sub>O–petrol);  $\nu_{\text{max}}$  (liq. film)/cm<sup>-1</sup> 2991, 2105, 1718, 1359;  $\delta_{\text{H}}$  (300 MHz, CDCl<sub>3</sub>) 5.49 (2H, s, C=CH<sub>2</sub>), 4.33 (1H, dd,  $J$  = 2, 16 Hz, CH<sub>A</sub>H<sub>B</sub>C≡C), 4.20 (1H, dd,  $J$  = 2, 16 Hz, CH<sub>A</sub>H<sub>B</sub>C≡C), 3.59 (1H, dt,  $J$  = 4, 8 Hz, CHOCH<sub>2</sub>), 2.81 (1H, dd,  $J$  = 8, 16 Hz, CH<sub>A</sub>H<sub>B</sub>CHO), 2.65 (1H, dd,  $J$  = 4, 16 Hz, CH<sub>A</sub>H<sub>B</sub>CHO), 2.42 (1H, t,  $J$  = 2 Hz, C≡CH), 2.20 (3H, s, CH<sub>3</sub>), 1.55 (1H, m, cyclopropyl CH), 1.20 (1H, m, cyclopropyl CH), 0.90 (1H, m, cyclopropyl CH);  $\delta_{\text{C}}$  (75 MHz, CDCl<sub>3</sub>) 206.9, 133.2, 105.1 (2), 80.0, 76.7 (1), 74.4 (1), 56.5 (2), 48.8 (2), 31.1 (3), 19.1 (1), 6.57 (2);  $m/z$  (CI<sup>+</sup>) 179 [M + H]<sup>+</sup> (100%), 196 [M + NH<sub>4</sub>]<sup>+</sup> (100%); HRMS C<sub>11</sub>H<sub>15</sub>O<sub>2</sub> [M + H]<sup>+</sup> requires 179.1072, found 179.1076.

**(±)-(4R)-4-[(1R)-2-Methylenecyclopropyl]-4-(prop-2-ynyloxy)-butan-2-one 17**

Using an identical procedure to that used for the preparation of ketone **16**, alcohol **14** (298 mg, 1.62 mmol) was first alkylated with propargyl bromide to give the propargyl ether as a pale yellow oil (316 mg, 88%),  $R_{\text{f}}$  = 0.55 (50% Et<sub>2</sub>O–petrol);  $\nu_{\text{max}}$  (liq. film)/cm<sup>-1</sup> 2985, 2100, 1445, 1380;  $\delta_{\text{H}}$  (300 MHz, CDCl<sub>3</sub>) 5.46 (2H, br s, C=CH<sub>2</sub>), 4.38 (2H, br s, CH<sub>2</sub>C≡C), 3.95 (4H, m, O(CH<sub>2</sub>)<sub>2</sub>O), 3.35 (1H, dt,  $J$  = 2, 9 Hz, CHOCH<sub>2</sub>), 2.41 (1H, t,  $J$  = 1 Hz, C≡CH), 2.05 (1H, dd,  $J$  = 9, 15 Hz, CH<sub>A</sub>H<sub>B</sub>CHO), 1.90 (1H, dd,  $J$  = 2, 15 Hz, CH<sub>A</sub>H<sub>B</sub>CHO), 1.55 (1H, m, cyclopropyl CH), 1.40 (1H, m, cyclopropyl CH), 1.38 (3H, s, CH<sub>3</sub>), 1.22 (1H, m, cyclopropyl CH);  $\delta_{\text{C}}$  (75 MHz, CDCl<sub>3</sub>) 131.2, 109.1, 104.5 (2), 80.1, 76.6 (1), 74.2 (1), 64.6 (2), 64.3 (2), 55.7 (2), 44.3 (2), 24.5 (3), 19.4 (1), 9.9 (2);  $m/z$  (CI): 223 [M + H]<sup>+</sup> (9%), 240 [M + NH<sub>4</sub>]<sup>+</sup> (4%); HRMS C<sub>13</sub>H<sub>19</sub>O<sub>3</sub> [M + H]<sup>+</sup> requires 223.1334, found 223.1344.

The propargyl ether (292 mg, 1.32 mmol) was deprotected to give ketone **17** as a colourless oil (234 mg, 100%),  $R_{\text{f}}$  = 0.51 (50% Et<sub>2</sub>O–petrol);  $\nu_{\text{max}}$  (liq. film)/cm<sup>-1</sup> 2990, 2105, 1718, 1365;  $\delta_{\text{H}}$  (300 MHz, CDCl<sub>3</sub>) 5.47 (1H, s with fine splitting, C=CH<sub>A</sub>H<sub>B</sub>), 5.42 (1H, s with fine splitting, C=CH<sub>A</sub>H<sub>B</sub>), 4.34 (2H, br s, CH<sub>2</sub>C≡C), 3.59 (1H, dt,  $J$  = 4, 8 Hz, CHOCH<sub>2</sub>), 2.82 (1H, dd,  $J$  = 8, 15 Hz, CH<sub>A</sub>H<sub>B</sub>CHO), 2.55 (1H, dd,  $J$  = 4, 15 Hz, CH<sub>A</sub>H<sub>B</sub>CHO), 2.43 (1H, t,  $J$  = 1 Hz, C≡CH), 2.19 (3H, s, CH<sub>3</sub>), 1.55 (1H, m, cyclopropyl CH), 1.45 (1H, m, cyclopropyl CH), 1.20 (1H, m, cyclopropyl CH);  $\delta_{\text{C}}$  (75 MHz, CDCl<sub>3</sub>) 206.8, 130.6, 105.2 (2), 79.9, 76.7 (1), 74.6 (1), 56.5 (2), 49.7 (2), 30.9 (3), 18.8 (1), 10.05 (2);  $m/z$  (CI<sup>+</sup>) 179 [M + H]<sup>+</sup> (100%), 196 [M + NH<sub>4</sub>]<sup>+</sup> (100%); HRMS C<sub>11</sub>H<sub>15</sub>O<sub>2</sub> [M + H]<sup>+</sup> requires 179.1072, found 179.1080.

**General procedure for samarium iodide mediated cyclisations—cyclisation of ketones 16 and 17 to give bicyclic alcohols 18 and 19**

HMPA or DMPU (see text) (30 mmol) was added to a freshly prepared solution of SmI<sub>2</sub> (3.1 mmol, 0.15 M solution) in THF to give a purple solution, which was cooled to 0 °C. Methylenecyclopropyl ketone (1.4 mmol) and <sup>t</sup>BuOH (0.21 g, 2.8 mmol) in THF (30 ml) were added over 90 min and the reaction mixture were allowed to warm to room temperature. The crude mixture was washed with aq. citric acid (2.5 g in 50 ml water) and extracted with 1:1 EtOAc–petrol (4 × 50 ml). The combined organic phase was washed with brine (50 ml) then water (50 ml), dried over MgSO<sub>4</sub> and concentrated *in vacuo*. The crude reaction mixture was purified by flash column chromatography, eluting with petrol, and gradually increasing the polarity to 50% Et<sub>2</sub>O–petrol to give the desired bicyclic alcohols.

Using this procedure (see text) alcohol **18** was isolated as a colourless oil,  $R_{\text{f}}$  = 0.14 (50% Et<sub>2</sub>O–petrol);  $\nu_{\text{max}}$  (liq. film)/cm<sup>-1</sup> 3420, 2935, 2860, 1670, 1650, 1449, 1365;  $\delta_{\text{H}}$  (500 MHz, CDCl<sub>3</sub>) 5.01 (1H, br s, CH<sub>A</sub>H<sub>B</sub>=C), 4.98–4.90 (2H, m, CH<sub>2</sub>=C), 4.84 (1H, br s, CH<sub>A</sub>H<sub>B</sub>=C), 4.44 (1H, d with fine splitting,  $J$  = 14 Hz,

$\text{OCH}_2\text{CH}_2\text{C}=\text{CH}_2$ ), 4.35–4.25 (2H, m,  $\text{OCH}_2\text{CH}_2\text{C}=\text{CH}_2$  and  $\text{CH}_2\text{CHO}$ ), 2.75 (1H, m,  $\text{CHC}=\text{CH}_2$ ), 2.60 (1H, dd,  $J = 7$ , 14 Hz,  $\text{CHCH}_2\text{H}_\text{B}\text{C}=\text{CH}_2$ ), 2.33 (1H, dd,  $J = 8$ , 14 Hz,  $\text{CHCH}_2\text{H}_\text{B}\text{C}=\text{CH}_2$ ), 1.85 (2H, m,  $\text{CH}_2\text{CHO}$ ), 1.72 (1H, br s, OH), 1.43 (3H, s,  $\text{CH}_3$ );  $\delta_\text{C}$  (75 MHz,  $\text{CDCl}_3$ ) 150.9, 150.8, 107.9 (2), 104.2 (2), 78.0 (1), 72.14, 69.9 (2), 44.6 (1), 33.6 (2), 30.5 (2), 28.8 (3);  $m/z$  ( $\text{CI}^+$ ) 163 [ $\text{M} - \text{H}_2\text{O}$ ] $^+$  (100%), 180 [ $\text{M}$ ] $^+$  (100%); HRMS  $\text{C}_{11}\text{H}_{16}\text{O}_2$  [ $\text{M}$ ] $^+$  requires 180.1150, found 180.1150.

Alcohol **19** was isolated as a colourless oil,  $R_f = 0.44$  (50%  $\text{Et}_2\text{O}$ –petrol);  $\nu_{\text{max}}$  (liq. film)/ $\text{cm}^{-1}$  3420, 3080, 2925, 2860, 1670, 1645, 1440, 1370;  $\delta_\text{H}$  (500 MHz,  $\text{CDCl}_3$ ) 5.00 (2H, s,  $\text{CH}_2=\text{C}$ ), 4.93 (1H, br s,  $\text{CH}_2\text{H}_\text{B}=\text{C}$ ), 4.83 (1H, br s,  $\text{CH}_2\text{H}_\text{B}=\text{C}$ ), 4.51 (1H, d with fine splitting,  $J = 14$  Hz,  $\text{OCH}_2\text{H}_\text{B}\text{C}=\text{CH}_2$ ), 4.23 (1H, d with fine splitting,  $J = 14$  Hz,  $\text{OCH}_2\text{H}_\text{B}\text{C}=\text{CH}_2$ ), 4.16 (1H, m,  $\text{CH}_2\text{CHO}$ ), 3.75 (1H, br s, OH), 2.73 (1H, br q,  $J = 7$  Hz,  $\text{CHC}=\text{CH}_2$ ), 2.44 (1H, dd,  $J = 7$ , 14 Hz,  $\text{CHCH}_2\text{H}_\text{B}\text{C}=\text{CH}_2$ ), 2.31 (1H, dd,  $J = 7$ , 14 Hz,  $\text{CHCH}_2\text{H}_\text{B}\text{C}=\text{CH}_2$ ), 2.21 (1H, dd,  $J = 3$ , 15 Hz,  $\text{CH}_2\text{H}_\text{B}\text{CHO}$ ), 1.79 (1H, dd,  $J = 3$ , 15 Hz,  $\text{CH}_2\text{H}_\text{B}\text{CHO}$ ), 1.34 (3H, s,  $\text{CH}_3$ );  $\delta_\text{C}$  (75 MHz,  $\text{CDCl}_3$ ) 152.0, 151.0, 108.7 (2), 104.5 (2), 79.3 (1), 70.9, 70.5 (2), 45.2 (1), 41.0 (2), 34.3 (2), 27.1 (3);  $m/z$  ( $\text{CI}^+$ ) 163 [ $\text{M} - \text{H}_2\text{O}$ ] $^+$  (100%), 180 [ $\text{M}$ ] $^+$  (50%), 181 [ $\text{M} + \text{H}$ ] $^+$  (10%); HRMS  $\text{C}_{11}\text{H}_{17}\text{O}_2$  [ $\text{M} + \text{H}$ ] $^+$  requires 181.1228, found 181.1219.

**(±)-(3aR,6S,7aR)-6-Methyl-3,5-dimethyleneperhydrobenzo[*b*]-furan-6-yl triethylsilyl ether **24****

Alcohol **18** (353 mg, 1.97 mmol) and triethylamine (700  $\mu\text{l}$ , 2 mmol) in  $\text{CH}_2\text{Cl}_2$  (8 ml) were stirred at 0 °C under a flow of  $\text{N}_2$ . Triethylsilyl trifluoromethanesulfonate (600  $\mu\text{l}$ , 2.6 mmol) was added and the reaction mixture stirred at 0 °C for 1 h, and allowed to warm to room temperature. The reaction mixture was washed with  $\text{NaHCO}_3$  (1 ml) and extracted with  $\text{CH}_2\text{Cl}_2$  (3  $\times$  3 ml), and the combined organic phases were dried over  $\text{MgSO}_4$  and concentrated *in vacuo*. The crude reaction mixture was purified by column chromatography, eluting with petrol, gradually increasing the polarity to 20%  $\text{Et}_2\text{O}$ –petrol to give triethylsilyl ether **24** as a brownish oil (180 mg, 75%),  $R_f = 0.73$  (30%  $\text{Et}_2\text{O}$ –petrol);  $\nu_{\text{max}}$  (liq. film)/ $\text{cm}^{-1}$  2954, 2876, 1670, 1645, 1460, 1370;  $\delta_\text{H}$  (300 MHz,  $\text{CDCl}_3$ ) 5.12 (1H, s,  $\text{C}=\text{CH}_2\text{H}_\text{B}$ ), 5.01 (1H, s with fine splitting,  $\text{C}=\text{CH}_2\text{H}_\text{B}$ ), 4.94 (1H, s with fine splitting,  $\text{C}=\text{CH}_2\text{H}_\text{B}$ ), 4.76 (1H, s with fine splitting,  $\text{C}=\text{CH}_2\text{H}_\text{B}$ ), 4.37 (2H, br s,  $\text{OCH}_2\text{C}=\text{CH}_2$ ), 4.33 (1H, dt,  $J = 9$ , 6 Hz,  $\text{CH}_2\text{CHO}$ ), 2.80 (1H, m,  $\text{CHC}=\text{CH}_2$ ), 2.65 (1H, dd,  $J = 5$ , 15 Hz,  $\text{CHCH}_2\text{H}_\text{B}\text{C}=\text{CH}_2$ ), 2.49 (1H, dd,  $J = 7$ , 15 Hz,  $\text{CHCH}_2\text{H}_\text{B}\text{C}=\text{CH}_2$ ), 1.88 (1H, dd,  $J = 6$ , 13 Hz,  $\text{CH}_2\text{H}_\text{B}\text{CHO}$ ), 1.70 (1H, dd,  $J = 9$ , 13 Hz,  $\text{CHCH}_2\text{H}_\text{B}\text{CHO}$ ), 1.35 (3H, s,  $\text{CH}_3$ ), 0.96 (9H, t,  $J = 7$  Hz,  $(\text{CH}_3\text{CH}_2)_3\text{Si}$ ), 0.61 (6H, q,  $J = 7$  Hz,  $(\text{CH}_3\text{CH}_2)_3\text{Si}$ );  $\delta_\text{C}$  (75 MHz,  $\text{CDCl}_3$ ) 149.8, 149.3, 108.7 (2), 104.3 (2), 77.8 (1), 74.2, 69.6 (2), 43.3 (1), 43.1 (2), 31.4 (2), 27.7 (3), 6.9 (3), 6.7 (2);  $m/z$  (APCI+) 295.3 [ $\text{M} + \text{H}$ ] $^+$  (100%) (Found: C, 68.99; H, 10.20.  $\text{C}_{17}\text{H}_{30}\text{O}_2\text{Si}$  requires C, 69.33; H, 10.30%).

**(±)-(3aR,6S,7aR)-6-Methyl-3,5-dimethylene-6-(triethylsilyloxy)-perhydrobenzo[*b*]furan-2-one **25****

Using a modification of the method of Brocksom,<sup>18</sup> chromium trioxide (1.7 g, 17 mmol) and pyridine (1.7 ml, 21 mmol) in  $\text{CH}_2\text{Cl}_2$  (17 ml) were stirred vigorously for 10 min at 0 °C under Ar. Triethylsilyl ether **24** (180 mg, 0.61 mmol) in  $\text{CH}_2\text{Cl}_2$  (2 ml) was added, and the suspension was allowed to stir for 4 h. The  $\text{CH}_2\text{Cl}_2$  was decanted from the solid, and the solid dissolved in  $\text{NaHCO}_3$  (250 ml) and extracted with  $\text{CH}_2\text{Cl}_2$  (3  $\times$  200 ml). The combined organic phases were dried over  $\text{MgSO}_4$  and concentrated *in vacuo*. The crude reaction mixture was purified by column chromatography, eluting with petrol, gradually increasing the polarity with  $\text{Et}_2\text{O}$  to give lactone **25** as a clear oil (85 mg, 45%),  $R_f = 0.52$  (50%  $\text{Et}_2\text{O}$ –petrol);  $\nu_{\text{max}}$  (liq. film)/ $\text{cm}^{-1}$  2957, 2878, 1760, 1665, 1651, 1456;  $\delta_\text{H}$  (300 MHz,  $\text{CDCl}_3$ ) 6.25 (1H, d,  $J = 3$  Hz,  $\text{H}_\text{A}\text{H}_\text{B}\text{C}=\text{CCO}_2$ ), 5.58 (1H, d,  $J = 3$  Hz,  $\text{H}_\text{A}\text{H}_\text{B}\text{C}=\text{CCO}_2$ ), 5.13 (1H, s,  $\text{CH}_2\text{C}=\text{CH}_2\text{H}_\text{B}$ ), 4.86 (1H, s,  $\text{CH}_2\text{C}=\text{CH}_2\text{H}_\text{B}$ ), 4.66 (1H, q,  $J = 7$  Hz,  $\text{CHCHO}$ ), 3.15 (1H, m,  $\text{CHCHO}$ ), 2.65 (1H, dd,  $J = 6$ , 14 Hz,  $\text{CH}_2\text{H}_\text{B}\text{C}=\text{CH}_2$ ), 2.50 (1H, dd,  $J = 7$ , 14 Hz,  $\text{CH}_2\text{H}_\text{B}\text{C}=\text{CH}_2$ ), 2.08 (1H, dd,  $J = 5$ , 13 Hz,  $\text{CH}_2\text{H}_\text{B}\text{CHO}$ ), 1.90 (1H, dd,  $J = 8$ , 13 Hz,  $\text{CH}_2\text{H}_\text{B}\text{CHO}$ ), 1.38 (3H, s,  $\text{CH}_3$ ), 0.76 (9H, t,  $J = 7$  Hz,  $(\text{CH}_3\text{CH}_2)_3\text{Si}$ ), 0.38 (6H, q,  $J = 7$  Hz,  $(\text{CH}_3\text{CH}_2)_3\text{Si}$ );  $\delta_\text{C}$  (75 MHz,  $\text{CDCl}_3$ ) 170.3, 148.4, 138.5, 121.3 (2), 110.0 (2), 76.3 (1), 73.0, 44.4 (2), 40.3 (1), 32.6 (2), 27.7 (3), 7.2 (3), 6.8 (2);  $m/z$  (EI+) 309 [ $\text{M} + \text{H}$ ] $^+$  (15%); HRMS  $\text{C}_{17}\text{H}_{29}\text{O}_3\text{Si}$  [ $\text{M} + \text{H}$ ] $^+$  requires 309.1886, found 309.1883.

**(±)-(3aR,6S,7aR)-6-Methyl-3-methylene-6-(triethylsilyloxy)-perhydrobenzo[*b*]furan-2,5-dione **30****

Lactone **25** (31 mg, 0.10 mmol), thiophenol (20  $\mu\text{l}$ , 0.2 mmol) and triethylamine (28  $\mu\text{l}$ , 0.2 mmol) in  $\text{CH}_2\text{Cl}_2$  (1 ml) were stirred at room temperature under Ar for 4 h. The reaction was concentrated *in vacuo* and purified by column chromatography, eluting with petrol, gradually increasing the polarity to 80%  $\text{Et}_2\text{O}$ –petrol to give thioethers **28** as a brown oil and as a mixture of diastereoisomers (37 mg, 93%),  $R_f = 0.77$  (60%  $\text{Et}_2\text{O}$ –petrol). Ozone was bubbled through a stirred solution of the thioethers **28** (28 mg, 0.067 mmol) in MeOH (1.5 ml) at –78 °C until the solution turned deep blue. The reaction mixture was purged with oxygen followed by  $\text{N}_2$  and dimethylsulfide (1 ml) was added. The reaction mixture was allowed to warm to room temperature and was filtered through a silica plug and concentrated *in vacuo*. The resulting sulfoxide **29** was refluxed in  $\text{CCl}_4$  (2.5 ml) for 24 h. The reaction mixture was washed with  $\text{NaHCO}_3$ , water and concentrated *in vacuo* to give triethylsilyl-protected paeonilactone B **30** (13 mg, 40%),  $R_f = 0.85$  (70%  $\text{Et}_2\text{O}$ –petrol);  $\nu_{\text{max}}$  (liq. film)/ $\text{cm}^{-1}$  2957, 2875, 1730, 1670, 1414;  $\delta_\text{H}$  (300 MHz,  $\text{CDCl}_3$ ) 6.30 (1H, d,  $J = 2$  Hz,  $\text{C}=\text{H}_\text{A}\text{H}_\text{B}$ ), 5.64 (1H, d,  $J = 2$  Hz,  $\text{C}=\text{H}_\text{A}\text{H}_\text{B}$ ), 4.84 (1H, dt,  $J = 7$ , 5 Hz,  $\text{CHCHO}$ ), 3.55 (1H, q,  $J = 7$  Hz,  $\text{CHCHO}$ ), 2.88 (1H, dd,  $J = 7$ , 15 Hz,  $\text{CH}_2\text{H}_\text{B}\text{C}=\text{O}$ ), 2.66 (1H, dd,  $J = 7$ , 15 Hz,  $\text{CH}_2\text{H}_\text{B}\text{C}=\text{O}$ ), 2.35 (1H, dd,  $J = 5$ , 14 Hz,  $\text{CH}_2\text{H}_\text{B}\text{CHO}$ ), 2.23 (1H, dd,  $J = 5$ , 14 Hz,  $\text{CH}_2\text{H}_\text{B}\text{CHO}$ ), 1.36 (3H, s,  $\text{CH}_3$ ), 0.92 (9H, t,  $J = 7$  Hz,  $\text{Si}(\text{CH}_2\text{CH}_3)_3$ ), 0.60 (6H, q,  $J = 7$  Hz,  $\text{Si}(\text{CH}_2\text{CH}_3)_3$ );  $\delta_\text{C}$  (75 MHz,  $\text{CDCl}_3$ ) 207.9, 179.0, 138.4, 122.4 (2), 75.2, 74.0 (1), 42.6 (1), 38.7 (2), 38.6 (2), 24.6 (3), 7.1 (3), 6.4 (2);  $m/z$  (FAB) 281 [ $\text{M} - \text{CH}_2\text{CH}_3$ ] $^+$  (100%), 311 [ $\text{M} + \text{H}$ ] $^+$  (25%); HRMS-FAB  $\text{C}_{16}\text{H}_{27}\text{O}_4\text{Si}$  [ $\text{M} + \text{H}$ ] $^+$  requires 311.1678, found 311.1654.

**(±)-Paeonilactone B **5****

HF·pyridine (40  $\mu\text{l}$ ) was added to silyl ether **30** (5.0 mg, 0.016 mmol) in THF (1 ml) at room temperature under argon and stirred overnight. The reaction was quenched with water (1 ml) and the aqueous layer extracted with EtOAc (3  $\times$  2 ml), dried over  $\text{MgSO}_4$  and concentrated *in vacuo*. The reaction mixture was purified by flash column chromatography eluting with  $\text{CH}_2\text{Cl}_2$ , and gradually increasing the polarity to 0.5% MeOH–petrol to give (±)-paeonilactone B **5** as a colourless oil (3.1 mg, 96%),  $R_f = 0.09$  (1% MeOH– $\text{CH}_2\text{Cl}_2$ );  $\delta_\text{H}$  (360 MHz,  $\text{CDCl}_3$ ) 6.39 (1H, d,  $J = 3$  Hz,  $\text{H}_\text{A}\text{H}_\text{B}\text{C}=\text{C}$ ), 5.70 (1H, d,  $J = 3$  Hz,  $\text{H}_\text{A}\text{H}_\text{B}\text{C}=\text{C}$ ), 5.01 (1H, ddd,  $J = 6$ , 8, 9 Hz,  $\text{CHCHO}$ ), 3.69 (1H, m,  $\text{CHCHO}$ ), 3.39 (1H, s, OH), 2.97 (1H, dd,  $J = 8$ , 16 Hz,  $\text{CH}_2\text{H}_\text{B}\text{C}=\text{O}$ ), 2.81 (1H, dd,  $J = 4$ , 16 Hz,  $\text{CH}_2\text{H}_\text{B}\text{C}=\text{O}$ ), 2.55 (1H, dd,  $J = 6$ , 14 Hz,  $\text{CH}_2\text{H}_\text{B}\text{CHO}$ ), 1.98 (1H, dd,  $J = 9$ , 14 Hz,  $\text{CH}_2\text{H}_\text{B}\text{CHO}$ ), 1.42 (3H, s,  $\text{CH}_3$ );  $\delta_\text{C}$  (125 MHz,  $\text{CDCl}_3$ ) 209.9, 168.8, 136.5, 123.2 (2), 73.9, 73.2 (1), 41.6 (2), 39.5 (1), 36.8 (2), 25.1 (3).

NMR data agrees with those previously reported.<sup>9</sup>

**(±)-(4R)-4-[(1S)-2-Methylenecyclopropyl]-4-(prop-2-enyloxy)-butan-2-one **33****

Alcohol **13** (1.35 g, 7.3 mmol) in THF (7 ml) was added to a suspension of NaH (60% dispersion in oil, 0.72 g, 0.018 mol) in THF (13 ml) at room temperature, under  $\text{N}_2$  and stirred for 10



min. DMPU (2.1 ml, 0.028 mol) was added and the reaction mixture stirred for a further 10 min, followed by the addition of allyl bromide (2.4 ml, 0.028 mol); the reaction mixture was stirred for 12 hours. The reaction mixture was washed with aq.  $\text{NH}_4\text{Cl}$  (5 ml) and extracted with  $\text{Et}_2\text{O}$  ( $3 \times 5$  ml), dried over  $\text{MgSO}_4$ , concentrated *in vacuo* and purified by column chromatography, eluting with petrol, gradually increasing the polarity to 50%  $\text{EtOAc}$ –petrol to give the allyl ether as a yellowish oil (1.24 g, 76%),  $R_f = 0.69$  (50%  $\text{Et}_2\text{O}$ –petrol);  $\nu_{\text{max}}$  (liq. film)/ $\text{cm}^{-1}$  2984, 2878, 1646, 1424, 1377;  $\delta_{\text{H}}$  (300 MHz,  $\text{CDCl}_3$ ) 5.95 (1H, ddt,  $J = 11, 17, 5$  Hz,  $\text{H}_2\text{C}=\text{CH}$ ), 5.45 (2H, br s,  $\text{H}_2\text{C}=\text{C}$ ), 5.29 (1H, br d,  $J = 17$  Hz,  $\text{CH}_A\text{H}_B=\text{CH}$ ), 5.16 (1H, br d,  $J = 11$  Hz,  $\text{CH}_A\text{H}_B=\text{CH}$ ), 4.28 (1H, dd,  $J = 5, 12$  Hz,  $\text{OCH}_A\text{H}_B\text{CH}=\text{CH}_2$ ), 4.10–3.85 (5H, m,  $\text{OCH}_A\text{H}_B\text{CH}=\text{CH}_2$  and  $\text{O}(\text{CH}_2)_2\text{O}$ ), 3.08 (1H, dt,  $J = 3, 8$  Hz,  $\text{CHOCH}_2$ ), 2.05 (1H, dd,  $J = 8, 14$  Hz,  $\text{CH}_A\text{H}_B\text{CHOCH}_2$ ), 1.95 (1H, dd,  $J = 3, 14$  Hz,  $\text{CH}_A\text{H}_B\text{CHOCH}_2$ ), 1.58 (1H, m, cyclopropyl CH), 1.40 (3H, s,  $\text{CH}_3$ ), 1.25 (1H, m, cyclopropyl CH), 0.85 (1H, m, cyclopropyl CH);  $\delta_{\text{C}}$  (75 MHz,  $\text{CDCl}_3$ ) 135.3 (1), 134.9, 116.5 (2), 109.4, 104.3 (2), 78.7 (1), 70.0 (2), 64.5 (2), 44.0 (2), 24.6 (3), 20.9 (1), 6.8 (2);  $m/z$  (CI) 225  $[\text{M} + \text{H}]^+$  (12%); HRMS  $\text{C}_{13}\text{H}_{21}\text{O}_3$   $[\text{M} + \text{H}]^+$  requires 225.1491, found 225.1487.

The ketal (335 mg, 1.5 mmol) was deprotected using identical conditions to those for the preparation of ketone **16**, and gave ketone **33** as a yellowish oil (248 mg, 93%),  $R_f = 0.56$  (50%  $\text{Et}_2\text{O}$ –petrol);  $\nu_{\text{max}}$  (liq. film)/ $\text{cm}^{-1}$  2925, 2865, 1719, 1665, 1423, 1357;  $\delta_{\text{H}}$  (300 MHz,  $\text{CDCl}_3$ ) 5.88 (1H, m,  $\text{H}_2\text{C}=\text{CH}$ ), 5.47 (2H, br s,  $\text{H}_2\text{C}=\text{C}$ ), 5.25 (1H, br d,  $J = 17$  Hz,  $\text{CH}_A\text{H}_B=\text{CH}$ ), 5.15 (1H, br d,  $J = 10$  Hz,  $\text{CH}_A\text{H}_B=\text{CH}$ ), 4.22 (1H, dd,  $J = 5, 12$  Hz,  $\text{CH}_A\text{H}_B\text{O}$ ), 3.94 (1H, dd,  $J = 6, 12$  Hz,  $\text{CH}_A\text{H}_B\text{O}$ ), 3.45 (1H, dt,  $J = 4, 8$  Hz, CHO), 2.82 (1H, dd,  $J = 8, 16$  Hz,  $\text{CH}_A\text{H}_B\text{CHO}$ ), 2.60 (1H, dd,  $J = 4, 16$  Hz,  $\text{CH}_A\text{H}_B\text{CHO}$ ), 2.17 (3H, s,  $\text{CH}_3$ ), 1.60 (1H, m, cyclopropyl CH), 1.17 (1H, m, cyclopropyl CH), 0.90 (1H, m, cyclopropyl CH);  $\delta_{\text{C}}$  (75 MHz,  $\text{CDCl}_3$ ) 207.4, 135.0 (1), 133.8, 116.9 (2), 104.8 (2), 77.9 (1), 70.4 (2), 48.8 (2), 31.3 (3), 19.7 (1), 6.6 (2);  $m/z$  (ES+) 178.7  $[\text{M}]^+$  (10%), 202.9  $[\text{M} + \text{Na}]^+$  (30%), 219.9  $[\text{M} + \text{K}]^+$  (100%); HRMS  $\text{C}_{11}\text{H}_{17}\text{O}_2$   $[\text{M} + \text{H}]^+$  requires 181.1229, found 181.1228.

#### (±)-(4R)-4-[(1R)-2-Methylenecyclopropyl]-4-(prop-2-enyloxy)-butan-2-one **34**

Using an identical procedure to that used for the preparation of ketone **33**, alcohol **14** (1.35 g, 7.3 mmol) was first alkylated with allyl bromide to give the allyl ether as a yellowish oil (1.71 g, 99%),  $R_f = 0.68$  (50%  $\text{Et}_2\text{O}$ –petrol);  $\nu_{\text{max}}$  (liq. film)/ $\text{cm}^{-1}$  2990, 2878, 1645, 1431;  $\delta_{\text{H}}$  (300 MHz,  $\text{CDCl}_3$ ) 5.92 (1H, ddt,  $J = 10, 17, 5$  Hz,  $\text{H}_2\text{C}=\text{CH}$ ), 5.45 (2H, m,  $\text{H}_2\text{C}=\text{C}$ ), 5.28 (1H, br d,  $J = 17$  Hz,  $\text{CH}_A\text{H}_B=\text{CH}$ ), 5.15 (1H, br d,  $J = 10$  Hz,  $\text{CH}_A\text{H}_B=\text{CH}$ ), 4.30 (1H, dd,  $J = 5, 12$  Hz,  $\text{OCH}_A\text{H}_B\text{CH}=\text{CH}_2$ ), 4.02 (1H, dd,  $J = 5, 12$  Hz,  $\text{OCH}_A\text{H}_B\text{CH}=\text{CH}_2$ ), 4.00–3.85 (4H, m,  $\text{O}(\text{CH}_2)_2\text{O}$ ), 3.12 (1H, dt,  $J = 2, 8$  Hz,  $\text{CHOCH}_2$ ), 2.05 (1H, dd,  $J = 8, 14$  Hz,  $\text{CH}_A\text{H}_B\text{CHOCH}_2$ ), 1.85 (1H, dd,  $J = 2, 14$  Hz,  $\text{CH}_A\text{H}_B\text{CHOCH}_2$ ), 1.60 (1H, m, cyclopropyl CH), 1.41 (1H, m, cyclopropyl CH), 1.40 (3H, s,  $\text{CH}_3$ ), 1.12 (1H, m, cyclopropyl CH);  $\delta_{\text{C}}$  (75 MHz,  $\text{CDCl}_3$ ) 135.5 (1), 132.1, 116.5 (2), 109.3, 104.3 (2), 78.5 (1), 70.2 (2), 64.5 (2), 64.4 (2), 44.4 (2), 24.7 (3), 20.4 (1), 10.1 (2);  $m/z$  (CI) 225  $[\text{M} + \text{H}]^+$  (12%); HRMS  $\text{C}_{13}\text{H}_{21}\text{O}_3$   $[\text{M} + \text{H}]^+$  requires 225.1491, found 225.1455.

The ketal (435 mg, 1.94 mmol) was deprotected to give ketone **34** as a colourless oil (293 mg, 84%),  $R_f = 0.29$  (50%  $\text{Et}_2\text{O}$ –petrol);  $\nu_{\text{max}}$  (liq. film)/ $\text{cm}^{-1}$  2925, 1720, 1665, 1426, 1360;  $\delta_{\text{H}}$  (300 MHz,  $\text{CDCl}_3$ ) 5.88 (1H, m,  $\text{H}_2\text{C}=\text{CH}$ ), 5.50 (1H, s,  $\text{CH}_A\text{H}_B=\text{C}$ ), 5.44 (1H, s,  $\text{CH}_A\text{H}_B=\text{C}$ ), 5.25 (1H, br d,  $J = 17$  Hz,  $\text{H}_A\text{H}_B\text{C}=\text{CH}$ ), 5.15 (1H, br d,  $J = 10$  Hz,  $\text{H}_A\text{H}_B\text{C}=\text{CH}$ ), 4.24 (1H, dd,  $J = 5, 12$  Hz,  $\text{OCH}_A\text{H}_B$ ), 4.03 (1H, dd,  $J = 6, 12$  Hz,  $\text{OCH}_A\text{H}_B$ ), 3.43 (1H, dt,  $J = 4, 8$  Hz, CHO), 2.85 (1H, dd,  $J = 8, 15$  Hz,  $\text{CH}_A\text{H}_B\text{CHO}$ ), 2.52 (1H, dd,  $J = 4, 15$  Hz,  $\text{CH}_A\text{H}_B\text{CHO}$ ), 2.17 (3H, s,  $\text{CH}_3$ ), 1.57 (1H, m, cyclopropyl CH), 1.42 (1H, m, cyclopropyl CH), 1.12 (1H, m, cyclopropyl CH);  $\delta_{\text{C}}$  (75

MHz,  $\text{CDCl}_3$ ) 207.1, 135.1 (1), 131.2, 116.9 (2), 104.9 (2), 77.9 (1), 70.6 (2), 49.6 (2), 31.2 (3), 19.6 (1), 10.0 (2);  $m/z$  (ES+) 202.9  $[\text{M} + \text{Na}]^+$  (30%), 219.9  $[\text{M} + \text{K}]^+$  (80%); HRMS  $\text{C}_{11}\text{H}_{17}\text{O}_2$   $[\text{M} + \text{H}]^+$  requires 181.1229, found 181.1227.

#### $\text{SmI}_2$ mediated cyclisations of ketones **33** and **34**

Ketones **33** and **34** were cyclised, in the presence of DMPU or HMPA, according to the general procedure described above. Using this procedure (see text) alcohols **35** and **36** were isolated as a 1:1 mixture of diastereoisomers and as a colourless oil,  $R_f = 0.18$  (50%  $\text{Et}_2\text{O}$ –petrol);  $\nu_{\text{max}}$  (liq. film)/ $\text{cm}^{-1}$  3476, 2970, 2932, 2875, 1649, 1457, 1135;  $\delta_{\text{H}}$  (300 MHz,  $\text{CDCl}_3$ ) 5.04 (0.5 H, s with fine coupling,  $\text{C}=\text{CH}_A\text{H}_B$  (**35**)), 5.00 (0.5 H, s with fine coupling,  $\text{C}=\text{CH}_A\text{H}_B$  (**36**)), 4.82 (1H, s with fine splitting,  $\text{C}=\text{CH}_A\text{H}_B$ ), 4.27 (1 H, dt,  $J = 7, 6$  Hz,  $\text{CHOCH}_2$  (**36**)), 4.12 (1 H, m,  $\text{CHOCH}_2$  (**35**)), 4.08 (0.5 H, dd,  $J = 7, 8$  Hz,  $\text{OCH}_A\text{H}_B$  (**36**)), 3.95 (0.5 H, t,  $J = 8$  Hz,  $\text{OCH}_A\text{H}_B$  (**35**)), 3.48 (0.5 H, dd,  $J = 8, 10$  Hz,  $\text{OCH}_A\text{H}_B$  (**35**)), 3.33 (0.5 H, dd,  $J = 7, 9$  Hz,  $\text{OCH}_A\text{H}_B$  (**36**)), 2.55–1.58 (6H, m,  $\text{CH}_2\text{CH}(\text{O})\text{CHCH}_2$ ), 1.42 (1.5 H, s,  $\text{CH}_3\text{COH}$  (**35**)), 1.39 (1.5 H, s,  $\text{CH}_3\text{COH}$  (**36**)), 1.01 (1.5 H, d,  $J = 7$  Hz,  $\text{CH}_3\text{CH}$  (**36**)), 0.99 (1.5 H, d,  $J = 7$  Hz,  $\text{CH}_3\text{CH}$  (**35**));  $\delta_{\text{C}}$  (75 MHz,  $\text{CDCl}_3$ ) 153.5, 151.5, 108.2 (2), 106.3 (2), 79.7 (1), 77.4, 76.5 (1), 74.2 (2), 72.4 (2), 72.1, 46.9 (1), 43.9 (2), 43.8 (1), 43.1 (2), 37.6 (1), 37.4 (1), 33.2 (2), 29.9 (2), 29.0 (3), 28.9 (3), 17.2 (3), 12.1 (3);  $m/z$  (EI+) 182  $[\text{M}]^+$  (10%); HRMS  $\text{C}_{11}\text{H}_{18}\text{O}_2$   $[\text{M}]^+$  requires 182.1307, found 182.1306.

Alcohol **40** was isolated as a colourless oil,  $R_f = 0.30$  (50%  $\text{Et}_2\text{O}$ –petrol);  $\nu_{\text{max}}$  (liq. film)/ $\text{cm}^{-1}$  3470, 2932, 2875, 1650, 1457, 1381;  $\delta_{\text{H}}$  (300 MHz,  $\text{CDCl}_3$ ) 4.91 (1H, s,  $\text{C}=\text{CH}_A\text{H}_B$ ), 4.84 (1H, s,  $\text{C}=\text{CH}_A\text{H}_B$ ), 4.38 (1H, s, OH), 4.13 (1H, m,  $\text{CHOCH}_2$ ), 3.99 (1H, t,  $J = 8$  Hz,  $\text{OCH}_A\text{H}_B$ ), 3.58 (1H, dd,  $J = 8, 10$  Hz,  $\text{OCH}_A\text{H}_B$ ), 2.55 (1H, m,  $\text{CHCH}_3$ ), 2.43 (1H, m,  $\text{CHCHO}$ ), 2.26 (1H, dd,  $J = 3, 15$  Hz,  $\text{CH}_A\text{H}_B\text{CHO}$ ), 2.12–2.02 (2 H, m,  $\text{CH}_2\text{C}=\text{CH}_2$ ), 1.68 (1H, dd,  $J = 3, 15$  Hz,  $\text{CH}_A\text{H}_B\text{CHO}$ ), 1.35 (3H, s,  $\text{CH}_3\text{COH}$ ), 1.05 (3H, d,  $J = 8$  Hz,  $\text{CH}_3\text{CH}$ );  $\delta_{\text{C}}$  (75 MHz,  $\text{CDCl}_3$ ) 151.6, 107.9 (2), 80.3 (1), 72.4 (2), 70.9, 43.7 (1), 41.5 (2), 38.0 (1), 27.8 (2), 26.3 (3), 11.9 (3);  $m/z$  (EI+) 182  $[\text{M}]^+$  (8%); HRMS  $\text{C}_{11}\text{H}_{18}\text{O}_2$   $[\text{M}]^+$  requires 182.1307, found 182.1298.

Dimeric alcohol **41** was isolated as a white solid, mp 188–190 °C,  $R_f = 0.18$  (50%  $\text{Et}_2\text{O}$ –petrol);  $\delta_{\text{H}}$  (300 MHz,  $\text{CDCl}_3$ ) 4.92 (2H, s,  $\text{C}=\text{CH}_A\text{H}_B$ ), 4.86 (2H, s,  $\text{C}=\text{CH}_A\text{H}_B$ ), 4.35 (2H, s, OH), 4.13 (2H, br s,  $\text{CHOCH}_2$ ), 4.03 (2H, t,  $J = 9$  Hz,  $\text{OCH}_A\text{H}_B$ ), 3.65 (2H, t,  $J = 9$  Hz,  $\text{OCH}_A\text{H}_B$ ), 2.55–2.39 (4H, m,  $\text{CH}_A\text{H}_B\text{C}=\text{CH}_2 + \text{CHCH}_2\text{O}$ ), 2.28 (2H, dd,  $J = 15, 2$  Hz,  $\text{CH}_A\text{H}_B\text{CHO}$ ), 2.23–2.00 (4H, m,  $\text{CH}_A\text{H}_B\text{C}=\text{CH}_2$ ,  $\text{CHCHCH}_2\text{O}$ ), 1.70 (2H, dd,  $J = 15, 2$  Hz,  $\text{CH}_A\text{H}_B\text{CHO}$ ), 1.43 (4H, m,  $(\text{CH}_2)_2$ ), 1.40 (6H, s,  $\text{CH}_3$ );  $\delta_{\text{C}}$  (75 MHz,  $\text{CDCl}_3$ ) 151.2, 108.2 (2), 80.2 (1), 71.4 (2), 70.8, 44.2 (1), 42.3 (1), 41.5 (2), 27.7 (2), 27.0 (2), 26.3 (3);  $m/z$  (CI+) 327  $[\text{M} - 2\text{H}_2\text{O}]^+$  (50%), 344  $[\text{M} - \text{H}_2\text{O}]^+$  (10%).

X-Ray crystal structure was obtained and is published elsewhere.<sup>25</sup>

#### (±)-(3S,3aR,6S,7aR)-3,6-Dimethyl-5-methyleneperhydrobenzo[b]furan-6-yl triethylsilyl ether **49**

Alcohol **40** (94 mg, 0.51 mmol) and TEA (2 ml, 15 mmol) in  $\text{CH}_2\text{Cl}_2$  (4 ml) were stirred at 0 °C under a flow of  $\text{N}_2$  and triethylsilyl trifluoromethanesulfonate (3 ml, 9.7 mmol) was added. The reaction mixture was stirred at 0 °C for 1 h and allowed to warm to room temperature. The reaction mixture was washed with aq.  $\text{NaHCO}_3$  (5 ml) and extracted with  $\text{CH}_2\text{Cl}_2$  ( $3 \times 5$  ml), dried over  $\text{MgSO}_4$  and concentrated *in vacuo*. The crude reaction mixture was purified by column chromatography, eluting with petrol, gradually increasing the polarity to 2%  $\text{EtOAc}$ –petrol to give silyl ether **49** as an oil (49 mg, 32%),  $R_f = 0.68$  (30%  $\text{Et}_2\text{O}$ –petrol);  $\nu_{\text{max}}$  (liq. film)/ $\text{cm}^{-1}$  2955, 2876, 1650, 1459, 1414, 1379;  $\delta_{\text{H}}$  (300 MHz,  $\text{CDCl}_3$ ) 4.92 (1H, s,  $\text{C}=\text{CH}_A\text{H}_B$ ), 4.82 (1H, s,  $\text{C}=\text{CH}_A\text{H}_B$ ), 4.06 (1H, q,  $J = 5$  Hz,  $\text{CHOCH}_2$ ), 3.89 (1H, t,  $J = 8$  Hz,  $\text{OCH}_A\text{H}_B$ ), 3.47 (1H, dd,  $J = 8, 10$  Hz,  $\text{OCH}_A\text{H}_B$ ), 2.51–2.38 (2H, m,  $\text{CHCH}_3 +$



CHCHCH<sub>3</sub>), 2.16 (1H, dd,  $J = 4, 14$  Hz, CH<sub>4</sub>H<sub>B</sub>CHO), 2.05 (1H, dd,  $J = 5, 12$  Hz, CH<sub>4</sub>H<sub>B</sub>C=CH<sub>2</sub>), 2.00 (1H, dd,  $J = 5, 12$  Hz, CH<sub>4</sub>H<sub>B</sub>C=CH<sub>2</sub>), 1.67 (1H, dd,  $J = 5, 14$  Hz, CH<sub>4</sub>H<sub>B</sub>CHO), 1.36 (3H, s, CH<sub>3</sub>COH), 0.99 (3H, d,  $J = 7$  Hz, CHCH<sub>3</sub>), 0.94 (9H, t,  $J = 8$  Hz, (CH<sub>3</sub>CH<sub>2</sub>)<sub>3</sub>), 0.58 (6H, q,  $J = 8$  Hz, (CH<sub>3</sub>-CH<sub>2</sub>)<sub>3</sub>);  $\delta_C$  (75 MHz, CDCl<sub>3</sub>) 153.3, 107.8 (2), 78.1 (1), 72.7, 72.4 (2), 44.2 (2), 43.5 (1), 37.7 (1), 28.66 (2), 28.63 (3), 12.1 (3), 7.1 (3), 6.6 (2);  $m/z$  (CI+) 267 [M - Et]<sup>+</sup> (100%), 296 [M]<sup>+</sup> (5%); HRMS C<sub>17</sub>H<sub>32</sub>O<sub>2</sub>Si [M]<sup>+</sup> requires 296.2171, found 296.2120.

**(±)-(3a*R*,6*R*,7a*R*)-3,6-Dimethyl-5-methyleneperhydrobenzo[*b*]-furan-6-yl (triethylsilyl) ether 48**

A 1 : 1 mixture of alcohols **35** and **36** (330 mg, 1.81 mmol) was silylated using identical conditions to those for the silylation of alcohol **40** to give a 1 : 1 mixture of the silyl ethers **48** as an oil (381 mg, 70%),  $R_f = 0.83$  (30% Et<sub>2</sub>O–petrol);  $\nu_{\max}$  (liq. film)/cm<sup>-1</sup> 2955, 2875, 1650, 1471, 1384;  $\delta_H$  (300 MHz, CDCl<sub>3</sub>) 5.11 (0.5 H, s, C=CH<sub>4</sub>H<sub>B</sub>), 4.91 (0.5 H, s, C=CH<sub>4</sub>H<sub>B</sub>), 4.76 (0.5 H, s, C=CH<sub>4</sub>H<sub>B</sub>), 4.74 (0.5 H, s, C=CH<sub>4</sub>H<sub>B</sub>), 4.36 (0.5 H, dt,  $J = 8, 6$  Hz, CHOCH<sub>2</sub>), 4.10 (0.5 H, m, CHOCH<sub>2</sub>), 4.05 (0.5 H, t,  $J = 8$  Hz, OCH<sub>4</sub>H<sub>B</sub>), 3.94 (0.5 H, t,  $J = 8$  Hz, OCH<sub>4</sub>H<sub>B</sub>), 3.46 (0.5 H, t,  $J = 8$  Hz, OCH<sub>4</sub>H<sub>B</sub>), 3.34 (0.5 H,  $J = 8$  Hz, OCH<sub>4</sub>H<sub>B</sub>), 2.82–1.75 (6H, m, CH<sub>2</sub>CH(O)CHCH<sub>2</sub>), 1.44 (1.5 H, s, CH<sub>3</sub>COH), 1.39 (1.5 H, s, CH<sub>3</sub>COH), 1.05–0.90 (12H, m, (CH<sub>3</sub>CH<sub>2</sub>)<sub>3</sub> + CHCH<sub>3</sub>), 0.65–0.55 (6H, m, (CH<sub>3</sub>CH<sub>2</sub>)<sub>3</sub>);  $\delta_C$  (75 MHz, CDCl<sub>3</sub>) 153.0, 150.8, 107.9 (2), 106.9 (2), 79.9 (1), 77.0 (1), 74.9, 74.4, 74.3 (2), 72.4 (2), 46.7 (1), 44.8 (2), 44.7 (2), 43.9 (1), 37.6 (1), 35.7 (1), 31.9 (2), 29.7 (2), 29.4 (3), 27.7 (3), 16.5 (3), 12.1 (3), 7.3 (3), 7.2 (3), 7.1 (2), 6.8 (2);  $m/z$  (CI+) 267 [M - Et]<sup>+</sup> (100%), 296 [M]<sup>+</sup> (30%); HRMS C<sub>17</sub>H<sub>32</sub>O<sub>2</sub>Si [M]<sup>+</sup> requires 296.2171, found 296.2151.

**5-Hydroxy-3,6-dimethyl-2,3-dihydrobenzofuran 50**

Ozone was bubbled through a stirred solution of silyl ethers **48** (116 mg, 0.38 mmol) in MeOH (10 ml) at –60 °C, until the solution turned deep blue (20 min). The reaction mixture was purged with oxygen then N<sub>2</sub>, dimethyl sulfide (6 ml, 0.082 mmol) was added and the reaction mixture allowed to warm to room temperature and concentrated *in vacuo*. The crude reaction mixture was purified by column chromatography, eluting with petrol, gradually increasing the polarity to 20% EtOAc–petrol to give dihydrobenzofuran **50** as a white solid (28 mg, 45%),  $R_f = 0.35$  (30% EtOAc–petrol);  $\delta_H$  (300 MHz, CDCl<sub>3</sub>) 6.63 (1H, s, ArH), 6.58 (1H, s, ArH), 4.64 (1H, dd,  $J = 8, 9$  Hz, OCH<sub>4</sub>H<sub>B</sub>), 4.45 (1H, s, OH), 4.03 (1H, dd,  $J = 8, 9$  Hz, OCH<sub>4</sub>H<sub>B</sub>), 3.48 (1H, apparent sextet,  $J = 7.5$  Hz, CHCH<sub>3</sub>), 2.21 (3H, s, CH<sub>3</sub>), 1.30 (3H, d,  $J = 7$  Hz, CH<sub>3</sub>);  $\delta_C$  (75 MHz, CDCl<sub>3</sub>) 153.7, 147.7, 130.6, 123.1, 111.2 (1), 110.9 (1), 78.8 (2), 36.9 (1), 19.4 (3), 16.3 (3);  $m/z$  (EI+) 164 [M]<sup>+</sup> (100%). Data agree with those previously reported.<sup>27</sup>

**(±)-(3*R*,3a*R*,6*R*,7a*R*)-3,6-Dimethyl-6-(triethylsilyloxy)perhydrobenzo[*b*]furan-2,5-dione 53**

Ruthenium(III) chloride hydrate (50 mg, 0.24 mmol) was added to a biphasic suspension of NaIO<sub>4</sub> (0.6 g, 2.8 mmol) in CCl<sub>4</sub> (25 ml) and H<sub>2</sub>O (25 ml). Silyl ethers **48** (65 mg, 0.22 mmol) were added and the reaction mixture was allowed to stir overnight. The reaction mixture was washed with H<sub>2</sub>O (10 ml) and the aqueous layer extracted with CH<sub>2</sub>Cl<sub>2</sub> (3 × 30 ml), dried over MgSO<sub>4</sub> and concentrated *in vacuo*. The crude reaction mixture was purified by column chromatography, eluting with CH<sub>2</sub>Cl<sub>2</sub>, gradually increasing the polarity to MeOH to give **53** (15 mg, 22%) as a clear oil,  $R_f = 0.38$  (30% EtOAc–petrol);  $\nu_{\max}$  (liq. film)/cm<sup>-1</sup> 2956, 2877, 1780, 1728, 1458, 1419, 1376;  $\delta_H$  (300 MHz, CDCl<sub>3</sub>) 5.03 (1H, dt,  $J = 10, 7$  Hz, CHO), 3.28 (1H, dd,  $J = 8, 15$  Hz, CH<sub>4</sub>H<sub>B</sub>C=O), 2.73 (1H, m, CHCH<sub>3</sub>), 2.57 (1H, dd,  $J = 6, 14$  Hz, CH<sub>4</sub>H<sub>B</sub>CHO), 2.35 (1H, dd,  $J = 2, 15$  Hz, CH<sub>4</sub>H<sub>B</sub>C=O), 2.31 (1H, m, CHCHCH<sub>3</sub>), 1.63 (1H, dd,  $J = 10, 14$  Hz, CH<sub>4</sub>H<sub>B</sub>CHO), 1.34 (3H, s, CH<sub>3</sub>CO), 1.26 (3H, d,  $J = 7$

Hz, CHCH<sub>3</sub>), 0.98 (9H, t,  $J = 8$  Hz, (CH<sub>3</sub>CH<sub>2</sub>)<sub>3</sub>), 0.66 (6H, q,  $J = 7$  Hz, (CH<sub>3</sub>CH<sub>2</sub>)<sub>3</sub>);  $\delta_C$  (75 MHz, CDCl<sub>3</sub>) 208.9, 178.1, 75.5, 74.2 (1), 44.2 (1), 43.6 (2), 37.9 (1), 35.9 (2), 22.9 (3), 13.4 (3), 7.1 (3), 6.6 (2);  $m/z$  (CI+) 255 [M - (CH<sub>3</sub>CH<sub>2</sub>)<sub>2</sub>]<sup>+</sup> (25%), 283 [M - CH<sub>2</sub>CH<sub>3</sub>]<sup>+</sup> (100%), 313 [M + H]<sup>+</sup> (10%); HRMS C<sub>16</sub>H<sub>29</sub>O<sub>4</sub>Si [M + H]<sup>+</sup> requires 313.1835, found 313.1823.

**(±)-6-*epi*-Paeonilactone A 54**

HF·pyridine (40  $\mu$ l) was added to silyl ether **53** (10 mg, 0.032 mmol) in THF (2 ml) at room temperature under argon and the reaction was stirred for 6 hours. The reaction was quenched with water (1 ml) and the aqueous layer extracted with EtOAc (3 × 2 ml), dried over MgSO<sub>4</sub> and concentrated *in vacuo*. The crude reaction mixture was purified by flash column chromatography, eluting with Et<sub>2</sub>O, to give 6-*epi*-paeonilactone **54** as a colourless oil (3.0 mg, 53%),  $R_f = 0.24$  (1% Et<sub>2</sub>O);  $\delta_H$  (360 MHz, CDCl<sub>3</sub>) 4.86 (1H, dt,  $J = 5, 6$  Hz, CHO), 3.10 (1H, br s, OH), 2.84 (1H, dd,  $J = 7, 14$  Hz, CH<sub>4</sub>H<sub>B</sub>C=O), 2.64 (1H, m, CHCHCH<sub>3</sub>), 2.53 (1H, dd,  $J = 9, 14$  Hz, CH<sub>4</sub>H<sub>B</sub>C=O), 2.48 (1H, dq,  $J = 5, 7$  Hz, CHCH<sub>3</sub>), 2.39 (1H, dd,  $J = 6, 15$  Hz, CH<sub>4</sub>H<sub>B</sub>COH), 2.31 (1H, dd,  $J = 5, 15$  Hz, CH<sub>4</sub>H<sub>B</sub>COH), 1.43 (3H, s, CH<sub>3</sub>), 1.33 (3H, d,  $J = 7$  Hz, CHCH<sub>3</sub>);  $\delta_C$  (75 MHz, CDCl<sub>3</sub>) 207.5, 170.4, 74.4 (1), 74.1, 44.5 (1), 42.5 (1), 42.0 (2), 38.0 (2), 26.2 (3), 14.4 (3);  $m/z$  (CI+) 181 [M - OH]<sup>+</sup> (15%), 199 [M + H]<sup>+</sup> (60%), 216 [M + NH<sub>4</sub>]<sup>+</sup> (5%); HRMS C<sub>10</sub>H<sub>15</sub>O<sub>4</sub> [M + H]<sup>+</sup> requires 199.0970, found 199.0976.

**Acknowledgements**

We thank the EPSRC and Zeneca Agrochemicals for a CASE award (R. J. B.). We also thank Ms J. Street (Southampton University) and Mr M. Kippes (Zeneca Agrochemicals) for assistance with NMR studies.

**References**

- For a review, see: (a) M. Malacria, *Chem. Rev.*, 1996, **96**, 289. For recent examples, see: (b) L. Fensterbank, E. Mainetti, P. Devin and M. Malacria, *Synlett*, 2000, 1342; (c) O. Rhode and H. M. R. Hoffmann, *Tetrahedron*, 2000, **56**, 6479; (d) D. R. Kelly and M. R. Picton, *J. Chem. Soc., Perkin Trans. 1*, 2000, 1559; (e) D. R. Kelly and M. R. Picton, *J. Chem. Soc., Perkin Trans. 1*, 2000, 1571; (f) B. P. Haney and D. P. Curran, *J. Org. Chem.*, 2000, **65**, 2007 and references therein.
- (a) P. Girard, J.-L. Namy and H. B. Kagan, *J. Am. Chem. Soc.*, 1980, **102**, 2693; (b) G. A. Molander, *Chem. Rev.*, 1992, **92**, 29; (c) M. Sasaki, J. Collin and H. B. Kagan, *New J. Chem.*, 1992, **16**, 89; (d) G. A. Molander, *Org. React.*, 1994, **46**, 211.
- (a) T. Skrydstrup, *Angew. Chem., Int. Ed. Engl.*, 1997, **36**, 345; (b) G. A. Molander and C. R. Harris, *Tetrahedron*, 1998, **54**, 3321.
- Surprisingly few cascade radical processes initiated by samarium diiodide have been reported. Two notable examples are: (a) T. L. Fevig, R. L. Elliott and D. P. Curran, *J. Am. Chem. Soc.*, 1988, **110**, 5064; (b) R. A. Batey, J. D. Harling and W. B. Motherwell, *Tetrahedron*, 1996, **52**, 11421.
- E. Hasegawa and D. P. Curran, *Tetrahedron Lett.*, 1993, **34**, 1717.
- (a) K. G. Pike, C. Destabel, M. Anson and J. D. Kilburn, *Tetrahedron Lett.*, 1998, **39**, 5877. See also: (b) C. Destabel and J. D. Kilburn, *J. Chem. Soc., Chem. Commun.*, 1992, 596; (c) C. Destabel, J. D. Kilburn and J. Knight, *Tetrahedron Lett.*, 1993, **34**, 3151; (d) C. Destabel, J. D. Kilburn and J. Knight, *Tetrahedron*, 1994, **38**, 11267; (e) C. Destabel, J. D. Kilburn and J. Knight, *Tetrahedron*, 1994, **38**, 11289.
- (a) M. Santagostino and J. D. Kilburn, *Tetrahedron Lett.*, 1994, **35**, 8863; (b) M. Santagostino and J. D. Kilburn, *Tetrahedron Lett.*, 1995, **36**, 1365.
- Preliminary communications: (a) R. J. Boffey, M. Santagostino, W. G. Whittingham and J. D. Kilburn, *Chem. Commun.*, 1998, 1875; (b) R. J. Boffey, W. G. Whittingham and J. D. Kilburn, *Tetrahedron Lett.*, 1999, **40**, 5625.
- T. Hayashi, T. Shinbo, M. Shimizu, M. Arisawa, N. Morita, M. Kimura, S. Matsuda and T. Kikuchi, *Tetrahedron Lett.*, 1985, **26**, 3699.
- For previous syntheses of paeonilactones see: (a) M. Rönn, P. G. Andersson and J.-E. Bäckval, *Acta Chem. Scand.*, 1998, **52**, 495.

- 524; (b) S. Hatakeyama, M. Kawamura, Y. Mukugi and H. Irie, *Tetrahedron Lett.*, 1995, **36**, 267; (c) S. Hatakeyama, M. Kawamura, S. Takano and H. Irie, *Tetrahedron Lett.*, 1994, **35**, 7993; (d) S. Hatakeyama, M. Kawamura, E. Shimanuki and S. Takano, *Tetrahedron Lett.*, 1992, **33**, 333; (e) D. P. Richardson, T. E. Smith, W. W. Lin, C. N. Kiser and B. R. Mahon, *Tetrahedron Lett.*, 1990, **31**, 5973 and references therein.
- 11 (a) E. W. Thomas, *Tetrahedron Lett.*, 1983, **24**, 1467; (b) E. Sternberg and P. Binger, *Tetrahedron Lett.*, 1985, **26**, 301.
- 12 R. J. Boffey, J. D. Kilburn and M. Webster, *Acta Crystallogr., Sect. C*, 1998, **54**, IUC980056.
- 13 G. A. Molander and J. A. McKie, *J. Org. Chem.*, 1995, **60**, 872.
- 14 S. Wolff and W. C. Agosta, *J. Chem. Res., Synop.*, 1981, 78; A. L. J. Beckwith, G. Phillipou and A. K. Serelis, *Tetrahedron Lett.*, 1981, **22**, 2811. See also refs. 20 and 21.
- 15 For a study on the effects of HMPA and DMPU as additives in  $\text{SmI}_2$  mediated cyclisations of unactivated olefinic ketones, see: G. A. Molander and J. A. McKie, *J. Org. Chem.*, 1992, **57**, 3132. See also ref. 4a.
- 16 Electronic repulsion between the ketyl oxygen functionality and the alkene  $\pi$ -system is generally accepted as being a major factor determining stereoselectivity in  $\text{SmI}_2$  mediated cyclisations of unactivated olefinic ketones: see ref. 14 and A. L. J. Beckwith, *Tetrahedron*, 1981, **37**, 3073.
- 17 C. H. Heathcock, S. D. Young, J. P. Hagen, R. Pilli and U. Badertscher, *J. Org. Chem.*, 1985, **50**, 2095.
- 18 T. J. Brocksom, R. B. dos Santos, N. A. Varanda and U. Brocksom, *Synth. Commun.*, 1988, **18**, 1403.
- 19 D. J. Cram and C. A. Kingsbury, *J. Am. Chem. Soc.*, 1960, **82**, 1810.
- 20 D. Boschelli, T. Takemasa, Y. Nishitani and S. Masamune, *Tetrahedron Lett.*, 1985, **26**, 5239.
- 21 T. V. RajanBabu, *Acc. Chem. Res.*, 1991, **24**, 139 and references cited therein.
- 22 A. L. J. Beckwith and D. M. Page, *Tetrahedron*, 1999, **55**, 3246 and references cited therein.
- 23 The stereochemistry of **35** and **36** was determined by NOE studies.
- 24 A. L. J. Beckwith and K. U. Ingold, in *Rearrangements in Ground and Excited States*, ed. P. de Mayo, Academic Press, London, 1980, Vol. 1, p. 202.
- 25 The structure of **41** was determined unequivocally by X-ray crystallographic analysis: A. R. J. Genge, R. J. Boffey and J. D. Kilburn, *Acta Crystallogr., Sect. C*, 1999, **55**, IUC9900089. The stereochemistry of **40** was established by NOE studies. In addition the  $^{13}\text{C}$  NMR spectrum of **40** was essentially identical to that for the dimer **41** (excepting for the signals of the ethylene bridge between the two monomer units).
- 26 G. Doisneau and J. M. Beau, *Tetrahedron Lett.*, 1998, **39**, 3477.
- 27 T. Namba, Y.-Z. Shu, M. Hattori, T. Akao, K. Kobashi, K. Kagel, K. Fukuyama and T. Tsukihara, *Chem. Pharm. Bull.*, 1987, **35**, 3726.
- 28 For other examples where the stereochemical outcome of a  $\text{SmI}_2$ -mediated cyclisation is altered by choice of solvent or additives, see refs. 4a and 15 and: (a) M. Kito, T. Sakai, K. Yamada, F. Matsuda and H. Shirahama, *Synlett*, 1993, 158; (b) D. Johnston, C. M. McCusker, K. Muir and D. J. Procter, *J. Chem. Soc., Perkin Trans. 1*, 2000, 681; (c) F. C. Watson and J. D. Kilburn, *Tetrahedron Lett.*, 2000, **41**, 10341.
- 29 D. D. Perrin and W. L. F. Armarego, *Purification of Laboratory Chemicals*, Pergamon Press, Oxford, 1988.
- 30 R. Köster, S. Arora and P. Binger, *Liebigs Ann. Chem.*, 1973, 1219.
- 31 T. R. Kelly, L. Ananthasubramanian, K. Borah, J. W. Gillard, J. R. N. Goerner, P. F. King, J. M. Lyding, W.-G. Tsang and J. Vaya, *Tetrahedron*, 1984, **40**, 4569.