

Modular Access to Complex Prodiginines: Total Synthesis of (+)-Roseophilin via its 2-Azafulvene Prototropisomer

James H. Frederich and Patrick G. Harran*

Department of Chemistry and Biochemistry, University of California, Los Angeles, 607 Charles E. Young Drive East, Los Angeles, California 90095-1569, United States

S Supporting Information

ABSTRACT: Ansa-bridged prodiginines are bioactive pigments produced by bacteria. Certain of these structures are reported to be antagonists of protein–protein interactions involved in apoptosis. We describe a new entry to alkaloids of this type, demonstrated with a concise asymmetric synthesis of (+)-roseophilin (3). Our route constructs the pyrrolophane motif via phosphoryl transfer-terminated macroaldolization and passes through a previously unexplored prototropic form of the natural product.

Ansa-bridged prodiginines are lipochromophores produced by both terrestrial and marine bacteria.¹ They derive from seco precursors consisting of a prodigiosin heterocycle harboring a long-chain *n*-alkane (e.g., 1 in Figure 1).^{2,3} Medium/large rings are formed directly within these materials

by way of net dehydrogenation (e.g., 1 → 2). In the case of streptorubin B (2), a specialized non-heme Rieske oxygenase mediates the cyclization, putatively via intermediate alkyl radical addition to the heterocyclic nucleus.^{4,5} Metacycloprodigiosin, prodigiosin R1, and nonylprodigiosin are thought to be regioisomeric products of this remarkable chemistry. Polycyclic congeners derived from more extensive oxidation are also known (*vide infra*).

Our interest in these molecules derives from Shore's finding that streptorubin B potentiates apoptotic signaling in cell culture, reportedly through interactions with mitochondrial Bcl-2 proteins.^{6,7} This discovery seeded the development of obatoclax, a simplified prodigiosin analogue currently being evaluated in humans as therapy for chronic lymphocytic leukemia.^{8,9} To ascertain whether functionalized pyrrolophane variants can more selectively antagonize protein–protein contacts gating mitochondrial membrane permeability,¹⁰ we sought generic access to the group. The goal was a modular synthetic route that would be amenable to varied heterocyclic components and peripheral substitution. An assembly reminiscent of their biosynthesis was attractive, wherein the ansa bridge would be installed late and in such a manner that the extent and position of its connectivity to the chromophore could be altered. We reduced this strategy to practice with a concise total synthesis of (+)-roseophilin (3), arguably the most complex member of the group.

Roseophilin's distinct structure has drawn considerable attention.² It harbors two C–C σ bonds connecting its hydrocarbon tail to the heterocyclic core, which itself is more highly oxidized relative to 2. Fürstner's seminal synthesis of 3 constructs the target from two finished segments joined along the C₈–C₉ bond.¹¹ This blueprint has been influential. Intense activity has since focused on the ansa-bridged azatricyclic component, resulting in many creative contributions and a number of formal syntheses.^{12,13}

To place roseophilin within a larger target set, we chose different plans. It was useful to contemplate the stability of 3 relative to its 2-azafulvene prototropisomer 4 (Figure 1). Assuming the former to be lower in energy and a path connecting the two to be available,¹⁴ one might exploit 4 as an intermediate en route to 3. This was desirable because the synthetic problem simplifies readily from 4. Net hydration of its azafulvene reveals β -pyrrolyl ketone 5 as a potential precursor. Pyrrolophane 5 resembles simpler *ansa*-prodiginines such as 2,

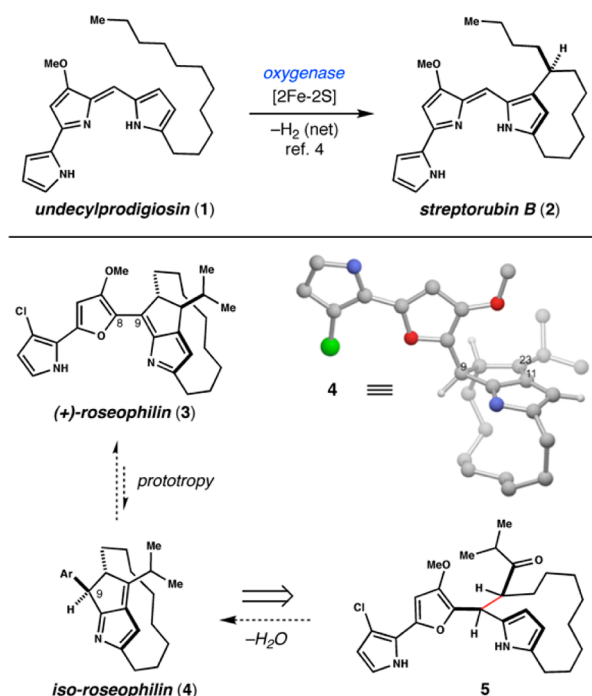


Figure 1. Ansa-bridged prodiginines are biosynthesized from seco hydrocarbons such as 1. Roseophilin (3) and related structures can be approached in an analogous manner by exploiting the intermediacy of azafulvene prototropisomer 4.

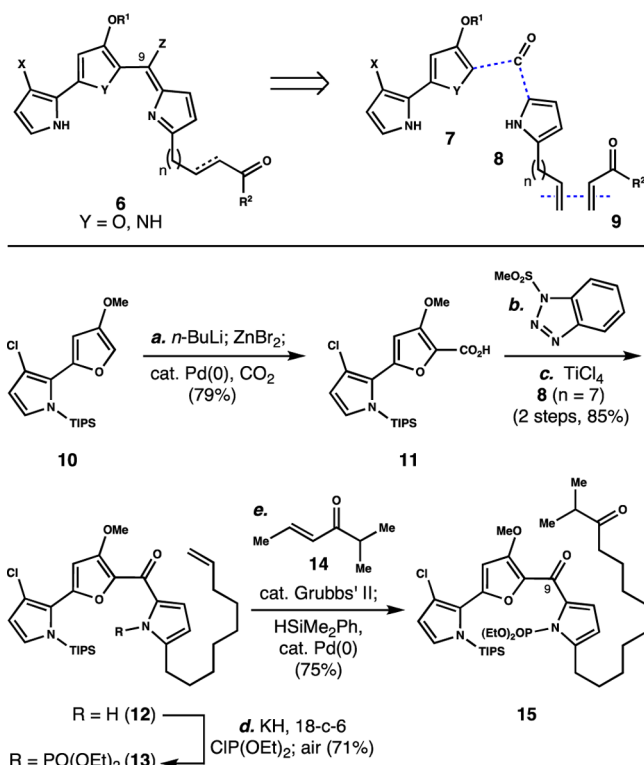
Received: January 16, 2013

Published: March 1, 2013

and its carbonyl group is a versatile design handle. Options for large ring formations within keto prodigiosins **6** (Scheme 1) became apparent, as did means to establish absolute stereochemistry late in the sequence via controlled reduction. The question became how best to assemble achiral structures **6** from fragments with an eye toward diversifying the route in subsequent iterations.

We targeted generic components **7** and **8** and sought to link the two in such a way that C₉ in **6** would be at the oxidation state of a ketone (Scheme 1). The α -olefin in **8** would facilitate

Scheme 1. Design and Assembly of Seco Precursors^a



^aReagents and conditions: (a) *n*-BuLi, THF, -78 °C, 30 min; ZnBr₂ (1.0 M in THF), -78 to 0 °C, 2 h; Pd(OAc)₂ (5 mol %), PCy₃ (10 mol %), CO₂ (1 atm), THF, rt, 24 h, 79%. (b) 1-(Methanesulfonyl)-1*H*-benzotriazole, Et₃N, THF, reflux, 18 h. (c) **8** ($n = 7$), TiCl₄ (2 equiv), CH₂Cl₂, 0 °C, 3 h, 85% from **10**. (d) KH, 18-crown-6, THF, rt; CIP(OEt)₂, 0 °C, 1 h; air, 18 h, rt, 71%. (e) **14**, PCy₃Cl₂(iMes)Ru=CHPh (5 mol %), CH₂Cl₂, rt, 18 h; Pd(OAc)₂ (5 mol %), PCy₃ (10 mol %), HSiMe₂Ph, PhMe, 60 °C, 6 h, 75%.

incorporating a third component (i.e., **9**) using alkene cross-metathesis. Toward this end, we developed syntheses of **7**¹⁵ and **8**,¹⁶ each beginning with pyrrole. Our new preparation of **7** requires five steps and permits X, Y, and R¹ to be varied controllably.¹⁵ This route provides facile access to multigram quantities of specific roseophilin segment **10**.¹⁷

To construct a variant of **6** appropriate for the synthesis of **3**, methoxyfuran **10** was lithiated at low temperature, and the resultant organometallic was treated with ZnBr₂. Pd-catalyzed carboxylation of the incipient Zn species provided carboxylic acid **11**.¹⁸ Condensation with 1-(methanesulfonyl)-1*H*-benzotriazole then afforded an active amide, which acylates 2-(8-nonenyl)pyrrole (**8**; $n = 7$) when aided by TiCl₄.¹⁹ This Katritzky protocol scaled effectively and gave mixed bis-heteroaryl ketone **12** in high yield.

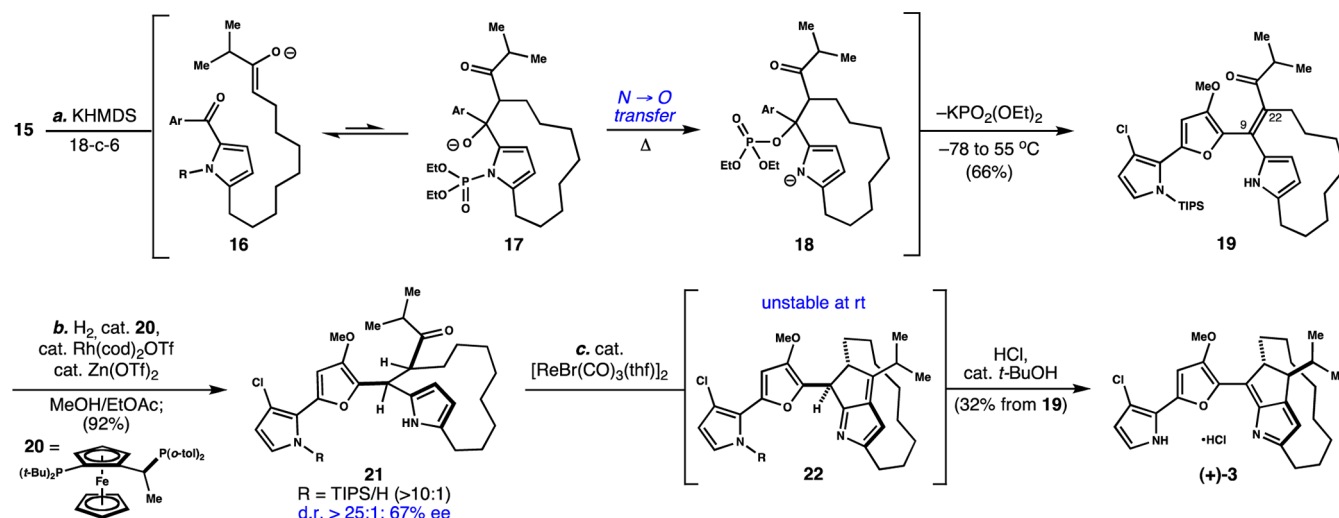
We originally planned to convert **12** to an azafulvene (e.g., **6**), wherein Z would later participate in an internal cross-coupling reaction en route to **5**. However, converting the ketone in **12** to either an enol sulfonate or a vinyl halide proved difficult. Attempts at the former resulted in N-sulfonylation. Finding means to exploit this outcome led to a new pyrrolophane synthesis.

Consistent with earlier observations, treatment of **12** with potassium hydride and diethyl chlorophosphite gave the *N*-phosphinyl derivative, which oxidized to phosphoramidate **13** upon exposure to air.²⁰ Metathesis of **13** with isopropyl propenyl ketone (**14**)²¹ then provided a chain-homologated enone, which was reduced in situ employing Pd-catalyzed hydrosilylation.²² Hydrolysis of the resultant silyl enol ether during workup afforded diketone **15** as an amber oil.

Analogous to sulfonyl transfer reactions implicated in hydride reductions of *N*-tosyl-2-acylpyrroles,²³ the phosphoramidate in **15** was intended as an internal trap for carbon nucleophiles added to the C₉ carbonyl. When **15** was deprotonated with potassium hexamethyldisilazide (KHMDS) at low temperature, quenching the reaction with water returned starting material. The same was true when 1 equiv of 18-crown-6 was added to the medium and the mixture was warmed to room temperature (rt) prior to protonation. However, when the enolate formed from the crown ether/KHMDS combination was brought to 55 °C, we observed gradual formation of pyrrolophane **19** (Scheme 2). Substrate **15** was fully consumed after 18 h, and macrocycle **19** was isolated in 66% yield. We speculate that **19** derives from the minor component in an initial equilibrium, namely, one established between kinetic enolate **16** and hindered internal aldol salt **17**. At low temperature and as unmodified ion pairs, these species regenerate **15** upon protonation. However, given sufficient energy in the presence of a potassium chelator, unimolecular N-to-O phosphoryl transfer can stabilize the aldol adduct as β -phosphoryl ketone **18**. Subsequent elimination of potassium diethylphosphate affords **19**.

Relative to enone **19**, roseophilin (**3**) lies two electrons lower in oxidation state. Samarium diiodide can reduce the C₉-C₂₂ olefin to provide **21**, albeit as a racemic mixture of diastereomers. Until recently, one may have been content with that outcome. Methods for controllable saturation of electron-rich tetrasubstituted enones are few. Fortunately, we were beneficiaries of a recent study by scientists at Eli Lilly. Through screening they identified a chiral Rh complex/Lewis acid combination that can catalyze the partial hydrogenation of highly substituted chalcones.²⁴ Adapting this protocol to our system involved hydrogenating **19** (H₂, 100 bar) in the presence of a catalyst generated from Rh(cod)₂OTf and a JosiPhos ligand.²⁵ Consistent with precedent, turnover required cocatalytic Zn(OTf)₂ and MeOH as a cosolvent. Under these conditions, we obtained *cis*- β -pyrrolyl ketone **21** with high diastereoselectivity (>25:1). Furthermore, when the catalyst was formed using enantiopure bisphosphine **20**, the product (+)-**21** was isolated in 92% yield with 67% ee.^{26,27}

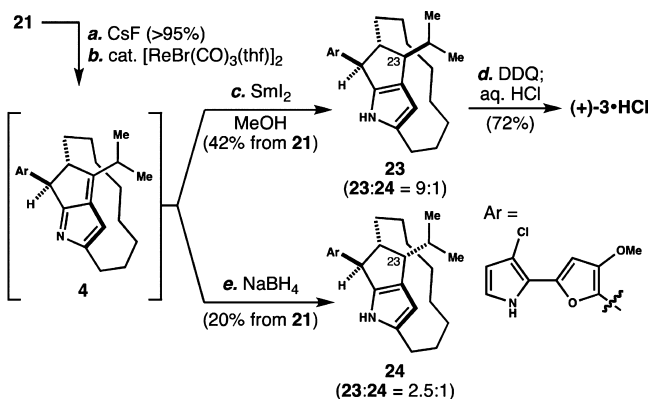
Compound **21** is an oxygenated structural isomer of prodigiosin R1. It is also a hydrated form of **3**. Among conditions found to dehydrate **21**, catalysis by [ReBr(CO)₃(thf)]₂ was most effective.^{28,29} A 10 mol % loading of this Lewis acid smoothly induced cyclodehydration, affording unstable 2-azafulvene **22**. It was best not to handle **22** but rather to treat the material in situ with dry HCl and substoichiometric amounts of *t*-BuOH. This provided rose-

Scheme 2. Total Synthesis of (+)-Roseophilin (3)^a

^aReagents and conditions: (a) KHMDS (2.2 equiv), 18-crown-6, THF, -78 to 55 °C, 18 h, 66%. Dephosphorylated **15** (5–7%) was also isolated in this experiment. (b) Rh(cod)₂OTf (5 mol %), **20** (5 mol %), Zn(OTf)₂ (7.5 mol %), H₂ (100 bar), MeOH/EtOAc (1:1), rt, 24 h. (c) [ReBr(CO)₃(thf)₂] (10 mol %), (CH₂Cl)₂, 70 °C, 4 h; *t*-BuOH (25 mol %), HCl, dioxane, -78 °C to rt, 4 h, 32% from **19**.

ophilin hydrochloride directly (Scheme 2). With minimal handling, roseophilin was obtained in 32% overall yield from enone **19**. The ¹H and ¹³C NMR data for synthetic **3**·HCl were indistinguishable from those reported for the natural product and fully consistent with the structure assignment.

Intermediate **21** could also be desilylated with CsF. Dehydration of the product with catalytic [ReBr(CO)₃(thf)₂] afforded *iso*-roseophilin (**4**) (Scheme 3). This reactive

Scheme 3. Reductions of *iso*-Roseophilin (**4**)^a

^aReagents and conditions: (a) CsF, THF, rt, 3 h, >95%. (b) [ReBr(CO)₃(thf)₂] (10 mol %), (CH₂Cl)₂, 70 °C, 4 h. (c) SmI₂, MeOH, THF, -78 °C to rt, 42% from **21**. (d) DDQ, CH₂Cl₂, rt, 5 h, 72%. (e) NaBH₄, THF, 50 °C, 3 h, 20% from **21**.

substance could be characterized, although loss during isolation was significant. It degrades intractably on standing ($t_{1/2} < 1$ h at rt). Reduction of crude **4** with SmI₂ in MeOH afforded dihydro-roseophilin (**23**), an air-sensitive molecule that can be converted cleanly to **3** using 2,3-dichloro-5,6-dicyanobenzoquinone (DDQ). When NaBH₄ was used to reduce **4**, epimer **24** was formed in significant amounts. Upon standing in air (0.1 M CHCl₃ solution, rt, 18 h), a mixture of **23** and **24** converted only to roseophilin. Epimer **23** was oxidized, while **24** remained largely unchanged. DDQ treatment degraded **24** rather than

form a diastereomer of **3**. Additional studies on these fascinating structures are ongoing.

In conclusion, we have completed the shortest synthesis of roseophilin to date. Phosphoryl-transfer terminated macroaldolization uniquely installs the ansa bridge. It does so at an oxidation state where saturated asymmetry can be introduced via reduction late in the sequence. We expect the route to accommodate changes in ring sizes and substitution patterns, providing analogues that would be otherwise difficult to prepare. Since the C₂₃ substituent follows from the choice of metathesis partner **9** and our synthesis of heterocycle **10** tolerates varying halogen and alkoxy groups,¹⁵ design flexibility exists at multiple points along the angled periphery of the polyheterocycle. We can test whether roseophilin and its relatives are ligands for antiapoptotic Bcl-2 proteins and probe in detail whether the heterocyclic backbone is a scaffold upon which new α -helix mimetics can be developed. Work along these lines is ongoing, as are attempts to adapt the route to syntheses of other members of this important group of natural products.

■ ASSOCIATED CONTENT

📄 Supporting Information

Experimental details, characterization data, copies of ¹H and ¹³C NMR spectra for new compounds, and HPLC data. This material is available free of charge via the Internet at <http://pubs.acs.org>.

■ AUTHOR INFORMATION

Corresponding Author

harran@chem.ucla.edu

Notes

The authors declare no competing financial interest.

■ ACKNOWLEDGMENTS

This research was supported by a program project grant from the National Cancer Institute (PO1 CA95471) and the Donald J. and Jane M. Cram Endowment. We thank the Garg laboratory for the use of their SFC instrument.

REFERENCES

- (1) (a) Williamson, N. R.; Fineran, P. C.; Leeper, F. J.; Salmond, G. P. C. *Nat. Rev. Microbiol.* **2006**, *4*, 887. (b) Williamson, N. R.; Fineran, P. C.; Gristwood, T.; Chawrai, S. R.; Leeper, F. J.; Slamond, G. P. C. *Future Microbiol.* **2007**, *2*, 605.
- (2) Fürstner, A. *Angew. Chem., Int. Ed.* **2003**, *42*, 3582.
- (3) (a) Stanley, A. E.; Walton, L. J.; Kourdi-Zerikly, M.; Corre, C.; Challis, G. L. *Chem. Commun.* **2006**, 3981. (b) Mo, S. J.; Sydor, P. K.; Corre, C.; Alhamadsheh, M. M.; Stanley, A. E.; Haynes, S. W.; Song, L.; Reynolds, K. A.; Challis, G. L. *Chem. Biol.* **2008**, *15*, 137. (c) Haynes, S. W.; Sydor, P. K.; Stanley, A. E.; Song, L.; Challis, G. L. *Chem. Commun.* **2008**, 1865.
- (4) Sydor, P. K.; Barry, S. M.; Odulate, O. M.; Barona-Gomez, F.; Haynes, S. W.; Corre, C.; Song, L.; Challis, G. L. *Nat. Chem.* **2011**, *3*, 388.
- (5) Wasserman, H. H.; Shaw, C. K.; Sykes, R. J.; Cushley, R. J. *Tetrahedron Lett.* **1974**, *15*, 2787.
- (6) Murthy, M. S. R.; Steenaart, N. A. E.; Johnson, R. A.; Shore, G. C. PTC Int. Appl. WO 2001055131, 2001.
- (7) (a) Lessene, G.; Cazbotar, P. E.; Colman, P. M. *Nat. Rev. Drug Discovery* **2008**, *7*, 989. (b) Kang, M. H.; Reynolds, C. P. *Clin. Cancer Res.* **2009**, *15*, 1126.
- (8) (a) Nguyen, M.; Marcellus, R. C.; Roulston, A.; Watson, M.; Serfass, L.; Madiraju, S. R. M.; Goulet, D.; Viallet, J.; Bélec, L.; Billot, X.; Acoca, S.; Purisma, E.; Wiegmanns, A.; Cluse, L.; Johnstone, R. W.; Beauparlant, P.; Shore, G. C. *Proc. Natl. Acad. Sci. U.S.A.* **2007**, *104*, 19512. (b) Acoca, S.; Cui, Q.; Shore, G. C.; Purisma, E. O. *Proteins* **2011**, 2624.
- (9) Phase I/II of obatoclox (GX15-070) in untreated chronic lymphocytic leukemia: ClinicalTrials.gov, Identifier NCT00600964.
- (10) Obatoclox triggers apoptosis in Bax/Bak-deficient embryonic fibroblasts. Its selectivity as a BH3 helix mimetic is thus a subject of debate. See: (a) van Delft, M. F.; Wei, A. H.; Mason, K. D.; Candenberg, C. J.; Chen, L.; Czabotar, P. E.; Willis, S. N.; Scott, C. L.; Day, C. L.; Cory, S.; Adams, J. M.; Roberts, A. W.; Huang, D. C. S. *Cancer Cell* **2006**, *10*, 389. (b) Vogler, M.; Weber, K.; Dinsdale, D.; Schmitz, I.; Schulze-Osthoff, K.; Dyer, M. J. S.; Cohen, G. M. *Cell Death Differ.* **2009**, *16*, 360.
- (11) Fürstner, A.; Weintritt, H. *J. Am. Chem. Soc.* **1998**, *120*, 2817.
- (12) Total syntheses of **3**: (a) Harrington, P. E.; Tius, M. A. *J. Am. Chem. Soc.* **2001**, *123*, 8509–8514. (b) Boger, D. L.; Hong, J. *J. Am. Chem. Soc.* **2001**, *123*, 8515–8519.
- (13) For formal syntheses and approaches to **3**, see: (a) Reference 2 and references therein. (b) Occhiato, E. G.; Prandi, C.; Ferrali, A.; Cuarna, A. *J. Org. Chem.* **2005**, *70*, 4542. (c) Salamone, S. G.; Dudley, G. B. *Org. Lett.* **2005**, *7*, 4443. (d) Song, C.; Knight, D. W.; Whatton, M. A. *Org. Lett.* **2006**, *8*, 163. (e) Bitar, A. Y.; Frontier, A. *J. Org. Lett.* **2009**, *11*, 49. (f) Song, C.; Liu, H.; Hong, M.; Liu, Y.; Jia, F.; Sun, L.; Pan, Z.; Chang, J. *J. Org. Chem.* **2012**, *77*, 704. (g) Kerr, D. J.; Flynn, B. L. *Org. Lett.* **2012**, *14*, 1740.
- (14) A concerted sigmatropic shift of C₉-H to C₂₃ within structure **4** is improbable. However, successive bimolecular protonation/deprotonation events appeared to be a viable path to **3** from **4**. The 3D structure of conformer **4** shown in Figure 1 (Spartan; B3LYP) was rendered with CYLview 1.0b (www.cylview.org).
- (15) Isoxazolylpyrrole **25** was assembled in three steps from commercial dibromoformaldoxime, benzyl propargyl ether, and pyrrole. Substrate-directed, Pd-catalyzed chlorination provided a single isomer of **26**. Hydrogenolysis of **26** and treatment of the resultant enaminone with CSA/MeOH in situ afforded **10**. Full details of this route (five steps, 19% overall yield) and application of related methods in syntheses of congeners **7** will be reported separately.
- (16) Pyrrole **8** ($n = 7$) has been reported previously. See: Aldrich, L. N.; Dawson, E. S.; Lindsley, C. W. *Org. Lett.* **2010**, *12*, 1048. We describe a shortened synthesis in the Supporting Information (SI).
- (17) For previous syntheses of **10**, see: (a) Reference 11. (b) Nakatani, S.; Kirihara, M.; Yamada, K.; Terashima, S. *Tetrahedron Lett.* **1995**, *36*, 8461. (c) Kim, S. H. Ph.D. Thesis, Purdue University, West Lafayette, IN, 1998.
- (18) Yeung, C. S.; Dong, V. M. *J. Am. Chem. Soc.* **2008**, *130*, 7826.
- (19) Katritzky, A. R.; Suzuki, K.; Singh, S. K.; He, H.-Y. *J. Org. Chem.* **2003**, *68*, 5720.
- (20) Lee, K.; Wiemer, D. F. *J. Org. Chem.* **1991**, *56*, 5556.
- (21) Oare, D. A.; Henderson, M. A.; Sanner, M. A.; Heathcock, C. H. *J. Org. Chem.* **1990**, *55*, 132.
- (22) Sumida, Y.; Yorimitsu, H.; Oshima, K. *J. Org. Chem.* **2009**, *74*, 7986.
- (23) Greenhouse, R.; Ramirez, C.; Muchowski, J. M. *J. Org. Chem.* **1985**, *50*, 2961.
- (24) Calvin, J. R.; Frederick, M. O.; Liard, D. L.; Remacle, J. R.; May, S. A. *Org. Lett.* **2012**, *14*, 1038.
- (25) Refinements are ongoing. For catalyst screening to date, see the SI.
- (26) The same reaction employing the antipode of **20** provided scalemic **5** enriched in the opposite enantiomer (70% yield, 65% ee).
- (27) A diastereomeric mixture of **5** (d.r. >25:1) enriched in the cis isomer epimerized at C₂₂ to afford largely the corresponding trans diastereomer (1:4 cis:trans) upon exposure to DBU (0.5 M, THF, rt, 48 h).
- (28) Kuninobu, Y.; Tasuzaki, T.; Matsuki, T.; Takai, K. *J. Org. Chem.* **2011**, *76*, 7005.
- (29) The cyclodehydration protocol was optimized in a model system. For details, see the SI.

