

# Rapid Construction of the Aza-Propellane Core of Acutumine via a Photochemical [2 + 2] Cycloaddition Reaction

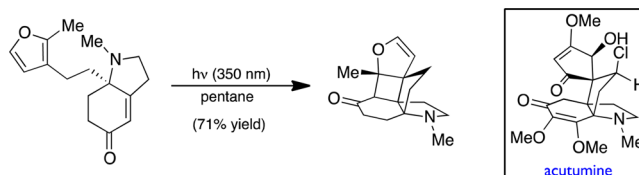
Raul Navarro and Sarah E. Reisman\*

The Warren and Katharine Schlinger Laboratory for Chemistry and  
Chemical Engineering, Division of Chemistry and Chemical Engineering,  
California Institute of Technology, Pasadena, California 91125, United States

reisman@caltech.edu

Received June 29, 2012

## ABSTRACT



Synthetic efforts toward the chlorinated aza-propellane alkaloid acutumine (**1**) are described. The key vicinal quaternary centers were constructed by a photochemical [2 + 2] cycloaddition reaction of a furanyl-tetrahydroindolone. Dihydroxylation of the [2 + 2] product enabled a tandem retro-aldol/intramolecular ketalization reaction, which revealed the aza-propellane core of **1** while generating an unusual, caged, pentacyclic hemiketal product.

Acutumine (**1**, Scheme 1) is a chlorinated aza-propellane alkaloid first isolated in 1929 by Goto and Sudzuki from the medicinal herb *Sinomenium acutum*.<sup>1,2</sup> This densely functionalized small molecule exhibits promising biological properties, including selective T-cell cytotoxicity<sup>3</sup> and anti-amnesic activity.<sup>4</sup> The aza-propellane skeleton is adorned with a spirocyclic cyclopentenone moiety and contains a neopentyl chloride and two all-carbon quaternary centers embedded within five contiguous stereogenic carbons. Although its structural and biological features have attracted attention from the synthetic community,<sup>5</sup>

only a single enantioselective synthesis of the alkaloid has been reported to date.<sup>6</sup>

As a part of our program aimed at developing a unified synthetic strategy toward several structurally distinct aza-propellane alkaloids, we recently reported the preparation of *N*-tert-butanesulfinimine **9** (see Scheme 2), a compound that undergoes highly diastereoselective 1,2-addition reactions with a variety of organometallic reagents.<sup>7–9</sup> Based on these findings, we were able to complete concise total syntheses of the hasubanan alkaloid 8-demethoxyrunanine, as well as the structurally related compounds cepharatines A, C, and D.<sup>7</sup> Herein, we report that addition of furanyl-based nucleophiles to *N*-tert-butanesulfinimine **9** enables the rapid construction of the aza-propellane core of acutumine by a photochemical [2 + 2] cycloaddition/retro-aldol sequence.

(1) Original isolation paper: Goto, K.; Sudzuki, H. *Bull. Chem. Soc. Jpn.* **1929**, *4*, 220.

(2) Structural assignment: (a) Tomita, M.; Okamoto, Y.; Kikuchi, T.; Osaki, K.; Nishikawa, M.; Kamiya, K.; Sasaki, Y.; Matoba, K.; Goto, K. *Chem. Pharm. Bull.* **1971**, *19*, 770. (b) Tomita, M.; Okamoto, Y.; Kikuchi, T.; Osaki, K.; Nishikawa, M.; Kamiya, K.; Sasaki, Y.; Matoba, K.; Goto, K. *Tetrahedron Lett.* **1967**, 2421. (c) Tomita, M.; Okamoto, Y.; Kikuchi, T.; Osaki, K.; Nishikawa, M.; Kamiya, K.; Sasaki, Y.; Matoba, K.; Goto, K. *Tetrahedron Lett.* **1967**, 2425.

(3) Yu, B.-W.; Chen, J.-Y.; Wang, Y.-P.; Cheng, K.-F.; Li, X.-Y.; Qin, G.-W. *Phytochemistry* **2002**, *61*, 439.

(4) Qin, G.-W.; Tang, X.-C.; Lestage, P.; Caignard, D.-H.; Renard, P. PCT Int. Appl. WO 2004000815, 2003.

(5) For synthetic studies toward acutumine, see: (a) Nguyen, T. X., Ph.D. Thesis, University of California, San Diego, 2009. (b) Moreau, R. J.; Sorensen, E. J. *Tetrahedron* **2007**, *63*, 6446.

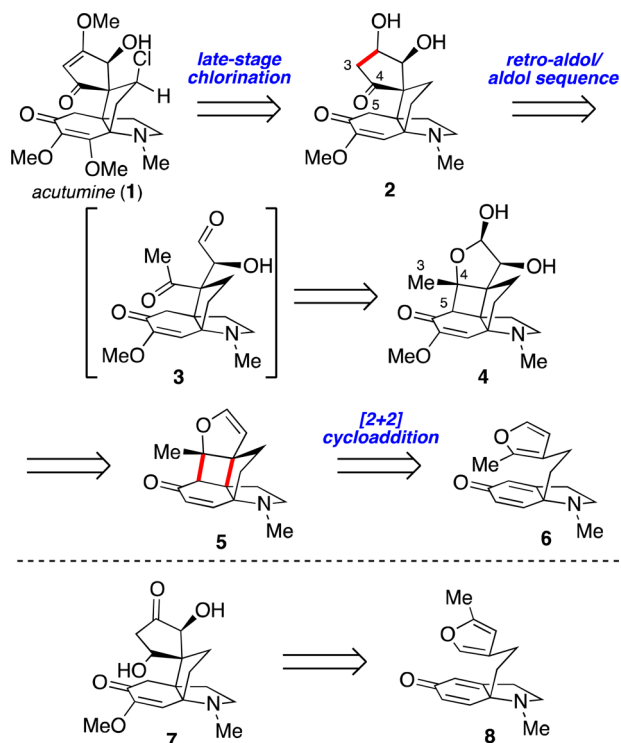
(6) (a) Li, F.; Tartakoff, S. S.; Castle, S. L. *J. Am. Chem. Soc.* **2009**, *131*, 6674. (b) Li, F.; Tartakoff, S. S.; Castle, S. L. *J. Org. Chem.* **2009**, *74*, 9082.

(7) Chuang, K. V.; Navarro, R.; Reisman, S. E. *Angew. Chem., Int. Ed.* **2011**, *50*, 9447.

(8) Chuang, K. V.; Navarro, R.; Reisman, S. E. *Chem. Sci.* **2011**, *2*, 1086.

(9) For a seminal report regarding *N*-tert-butanesulfinimines: Ellman, J. A.; Cogan, D. A. *J. Am. Chem. Soc.* **1999**, *121*, 268.

### Scheme 1. Retrosynthetic Analysis of Acutumine (1)



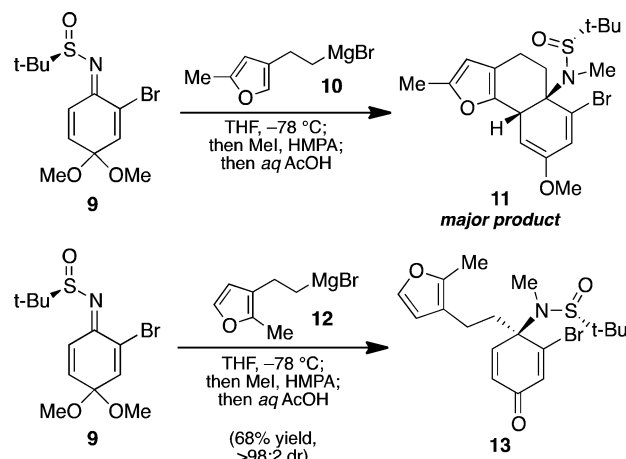
Retrosynthetically, acutumine (**1**) was simplified to diol **2**, an intermediate envisioned to arise from lactol **4** by a retro-aldol/aldol sequence (Scheme 1). In this key reaction, the strained nature of the cyclobutane embedded within **4** was expected to facilitate cleavage of the C4–C5 bond to give keto-aldehyde **3**, which is poised to undergo intramolecular aldol ring closure. We hypothesized that lactol **4** could be prepared by dihydroxylation of the corresponding dihydrofuran (**5**), which itself was expected to arise from an intramolecular photochemical [2 + 2] cycloaddition of furanyl-dihydroindolone **6**.

Alternatively, we recognized that isomeric dihydroindolone **8** could also be a viable intermediate en route to acutumine. Indeed, its advancement through the same reaction sequence was anticipated to produce cyclopentanone **7**, an isomeric intermediate also amenable to elaboration to **1**. We expected both dihydroindolones **6** and **8** to be accessible from **9** by short reaction sequences involving Grignard addition, *N*-methylation, and pyrrolidine formation.<sup>7,8</sup>

To rapidly assess the feasibility of our [2 + 2] cycloaddition/retro-aldol/aldol strategy, we began our studies by targeting compounds **6** and **8**. To this end, we examined the use of furan-containing Grignard reagents **10** and **12** as nucleophiles for our sulfinimine methodology. Exposure of bromo-sulfinimine **9** to Grignard reagent **10** at –78 °C resulted in the expected 1,2-addition reaction; however, upon purification by flash chromatography, the major

product was enol ether **11** (Scheme 2).<sup>10</sup> Presumably, the mildly acidic silica gel mediates an intramolecular Friedel–Crafts type conjugate addition. Although it might have been possible to identify purification conditions that allowed for isolation of the 1,2-addition product, the acid sensitivity of this substrate suggested it would not be amenable to pyrrolidine formation using our previously established conditions.<sup>7</sup> We hypothesized that, in the analogous 2,3-disubstituted furanyl substrate, the C2 methyl group should mitigate this type of reactivity and allow for the isolation of the corresponding 1,2-addition product. This hypothesis was validated when, upon treatment of sulfinimine **9** with Grignard reagent **12** followed by in situ methylation, sulfinamide **13** was isolated in 68% yield as a single diastereomer.

### Scheme 2. Diastereoselective 1,2-Addition of Furanyl Grignard Nucleophiles



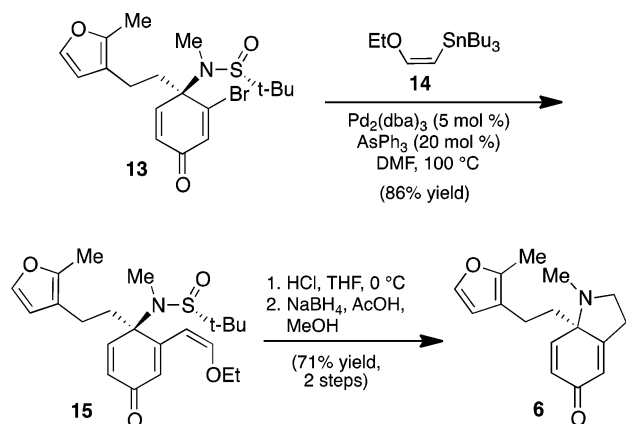
Sulfinamide **13** was elaborated to dihydroindolone **6** following our optimized three-step protocol for pyrrolidine formation. Thus, Pd-catalyzed cross-coupling of sulfinamide **13** with vinyl stannane **14** proceeded smoothly to give enol ether **15** (Scheme 3). Acid-mediated cyclization furnished an enamine intermediate, which was then selectively reduced to afford photocycloaddition substrate **6** in 61% yield over three steps.

With dihydroindolone **6** in hand, we conducted a screen of photochemical reaction conditions, varying both the solvent and the irradiation wavelength.<sup>11</sup> Irradiation of **6** at 350 nm in benzene did afford trace amounts of the desired [2 + 2] product (as determined by <sup>1</sup>H NMR analysis). However, following characterization by NMR and IR spectroscopy and HRMS, the major product of this reaction was assigned as diketone **18** (Scheme 4). Diketone **18** is hypothesized to form by a photolytic oxa-di- $\pi$ -methane rearrangement,<sup>12</sup> which, following C–C bond

(10) Enol ether **11** was isolated in 54% yield as a difficult to separate 9:1 mixture with an unidentified side product. Analytically pure material was obtained by multiple purifications. See Supporting Information.

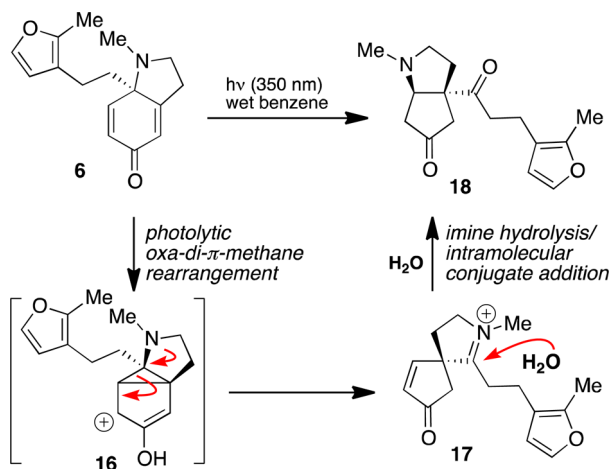
(11) For examples of intramolecular [2 + 2] photocycloadditions between furan and enone systems, see: (a) Fontana, G.; Savona, G.; Vivona, N.; Rodriguez, B. *Eur. J. Org. Chem.* **1999**, 2011. (b) Crimmins, M. T.; Pace, J. M.; Nantermet, P. G.; Kim-Meade, A. S.; Thomas, J. B.; Watterson, S. H.; Wagman, A. S. *J. Am. Chem. Soc.* **1999**, 121, 10249.

### Scheme 3. Preparation of Dihydroindolone 6



fragmentation, generates the unstable iminium ion **17**. Nucleophilic addition of adventitious water results in iminium hydrolysis and intramolecular conjugate addition to produce **18**. To circumvent this type of undesired reactivity, the C7–C8 enone functionality of **6** was masked as its epoxide under nucleophilic epoxidation conditions (Scheme 5). We were pleased to find that photochemical [2 + 2] cycloaddition of enone **19** proved more fruitful: irradiation of **19** at 350 nm in pentane delivered dihydrofuran **20** in 54% yield. Notably, this reaction exhibits a high degree of regioselectivity (for the linear vs crossed product) and installs the vicinal all-carbon quaternary centers of acutumine in a single step.

### Scheme 4. [2 + 2] Photocycloaddition of Dihydroindolone 6

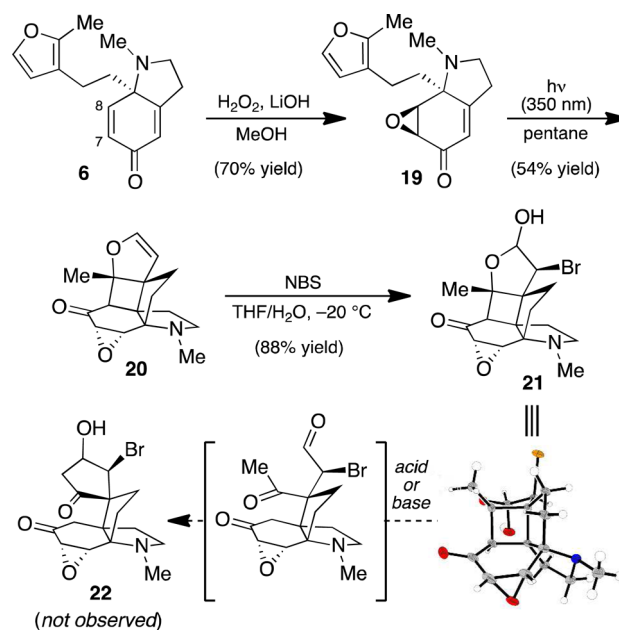


Having successfully prepared the propellane core of acutumine (**1**), we examined the conversion of the

(12) For examples of oxa-di- $\pi$ -methane rearrangements of cyclohexadienones, see: (a) Pirrung, M. C.; Nunn, D. S. *Tetrahedron* **1996**, 52, 5707. (b) Schuster, D. I.; Brisimitzakis, A. C. *J. Org. Chem.* **1987**, 52, 3644. (c) Zimmerman, H. E.; Swenton, J. S. *J. Am. Chem. Soc.* **1967**, 89, 906. (d) Zimmerman, H. E.; Schuster, D. I. *J. Am. Chem. Soc.* **1961**, 83, 4486. (e) Barton, D. H. R.; de Mayo, P.; Shafiq, M. *J. Chem. Soc.* **1958**, 3314.

dihydrofuran to a viable retro-aldol/aldol substrate. Whereas subjection of **20** to a number of electrophilic epoxidation conditions led primarily to *N*-oxidation, exposure to *N*-bromosuccinimide in aqueous THF<sup>13</sup> afforded bromohydrin **21** in excellent yield (~3:1 mixture of diastereomers at the lactol carbon). The structural assignment of **21** was confirmed by single-crystal X-ray diffraction. To our dismay, attempts to effect a retro-aldol fragmentation of **21** under mildly acidic or basic conditions led to significant decomposition and failed to produce detectable quantities of **22** or similar fragmentation products.

### Scheme 5. [2 + 2] Photocycloaddition of Epoxy Enone 19



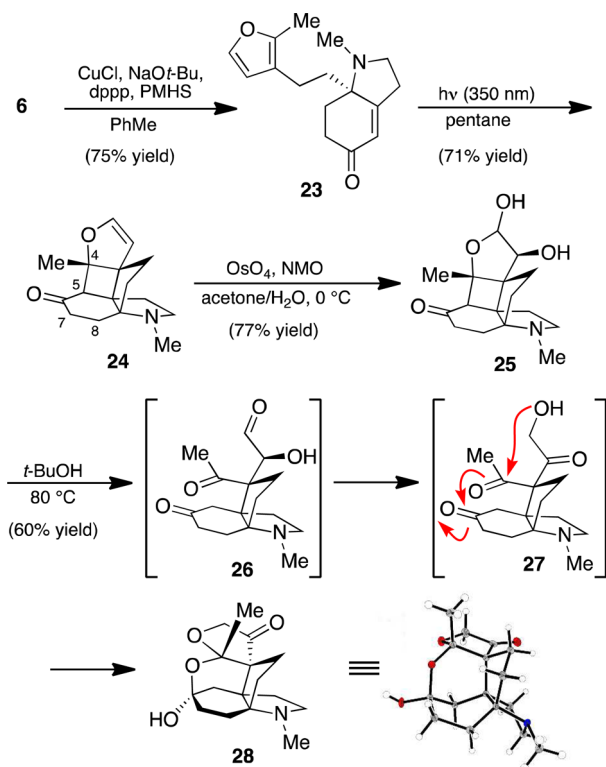
In light of these results, we suspected that the epoxide moiety of **21** might be a source of undesired reactivity under our retro-aldol conditions. We turned our attention to the construction of dihydrofuran **24**, an intermediate in which the C7–C8 alkene has been reduced (Scheme 6). To this end, Cu-catalyzed conjugate reduction of **6** furnished enone **23**, a substrate that performed well under our optimized photochemical [2 + 2] reaction conditions to give dihydrofuran **24** in 71% yield. Oxidation of dihydrofuran **24** was achieved under Upjohn dihydroxylation conditions,<sup>14</sup> providing diol **25** in good yield.

With access to lactol **25**, a number of conditions were evaluated for their ability to cleave the C4–C5 bond by a retro-aldol reaction. Unfortunately, as observed with bromohydrin **21**, a variety of acidic or basic conditions failed to deliver the desired product. However, we noticed that a benzene stock solution of diol **25** used for TLC analysis slowly developed a single, new spot over the course of several

(13) de Cienfuegos, L. A.; Mota, A. J.; Robles, R. *Org. Lett.* **2005**, 7, 2161.

(14) VanRheenen, V.; Kelly, R. C.; Cha, D. Y. *Tetrahedron Lett.* **1976**, 17, 1973.

**Scheme 6.** Isolation of Ketal Rearrangement Product **28**



days. To our surprise, isolation and single-crystal X-ray diffraction of this compound identified it as hemiketal **28**.

It is proposed that aldehyde **26**, the product directly formed by retro-aldol fragmentation of **25**, readily tautomerizes to keto-alcohol **27**. Formation of this primary alcohol triggers an intramolecular cyclization cascade, leading to hemiketal **28**. A brief solvent screen identified *t*-BuOH as the optimal solvent for this rearrangement, which could be achieved in 60% yield when the reaction mixture was heated to 80 °C. Ketal **28** has thus far

proven recalcitrant to our efforts toward further elaboration to **1**.

In conclusion, we have enantioselectively prepared hemiketal **28**, a compound that contains the aza-propellane core of acutumine, in only eight steps from *N*-*tert*-butanesulfinimine **9**. The key vicinal quaternary centers were constructed by a photochemical [2 + 2] cycloaddition reaction of furanyl-tetrahydroindolone **23** to give **24**, which was elaborated by dihydroxylation and retro-aldol fragmentation to ketal **28**. Although it is unlikely that **28** will serve as an intermediate en route to acutumine, these studies confirm the viability of a [2 + 2] cycloaddition/retro-aldol sequence to prepare the aza-propellane core. Studies aimed at advancing **25** and more appropriately oxidized intermediates to the natural product are ongoing in our laboratory.

**Acknowledgment.** We thank several of our colleagues at the California Institute of Technology: Dr. Michael Day and Mr. Larry Henling for X-ray crystallographic structural determination, Dr. David VanderVelde for assistance with NMR structural determination, and Prof. Brian Stoltz, Dr. Scott Virgil, and the Caltech Center for Catalysis and Chemical Synthesis for access to analytical equipment. Fellowship support was provided by the Gates Millennium Scholars Program (R.N.) and the NIH (R.N., F31GM098025). HRMS and X-ray crystallographic data were obtained on instruments purchased through awards to the California Institute of Technology by the NSF CRIF program (CHE-0639094, CHE-0541745). Financial support from the California Institute of Technology and the NSF (CAREER-1057143) is gratefully acknowledged.

**Supporting Information Available.** Experimental procedures and spectral data ( $^1\text{H}$  and  $^{13}\text{C}$  NMR, IR, and HRMS) for all new compounds. This material is available free of charge via the Internet at <http://pubs.acs.org>.

The authors declare no competing financial interest.