

A Bimetallic Zirconium Complex Containing an In-Plane Bridging Aromatic Ring

Stephen L. Buchwald,*^{1a} Eric A. Lucas,^{1b} and William M. Davis

Department of Chemistry
Massachusetts Institute of Technology
Cambridge, Massachusetts 02139

Received September 2, 1988

While a large number of transition-metal complexes with bridging alkyl ligands are known, complexes with η^1 -bridging aryl ligands are less common. In all but one of the structurally characterized examples of η^1 -bridging aryl ligands, the axis joining the two bridged metals is roughly perpendicular to the plane of the ring. The exception is Cotton's interesting bridging aryl divanadium complex that has both of the metals in the plane of the aromatic ring.² We now report the synthesis and characterization of a bimetallic zirconium complex, which contains not only an in-plane bridging aryl ligand but also a bridging methyl group as well.

We recently reported³ the synthesis and characterization of a bimetallic benzdiyne complex. In an attempt to synthesize a trimetallic benztriyne complex, we prepared 1,3,5-tris[(methylzirconocenyl)]benzene, **1** (Scheme I). Heating **1** (16 h, 80 °C) in the presence of excess trimethylphosphine gave one major new compound, **2** (70% by ¹H NMR). The ¹H NMR spectrum of **2** indicates that two of the methyl groups have been lost as methane, and one trimethylphosphine unit has been incorporated. This suggests the formation of two metal-benzene moieties per molecule, only one of which is bound to trimethylphosphine. Since zirconocene complexes of benzyne are known⁴ to be unstable without another ligand, and because of the unusual upfield shift of the remaining methyl, we surmised that the remaining methyl group might be acting as an intramolecular ligand for one zirconocene benzyne moiety (Scheme II). Unfortunately, **2** proved to be difficult to isolate in a pure state.

In order to facilitate the structural characterization of **2**, a simpler analogue, **4**, was prepared as in Scheme III. When **3** was heated to 80 °C in toluene for 1 day, needles of **4** grew from the reaction mixture. Cooling slowly to -80 °C, followed by decanting the mother liquor and drying the resulting crystals in vacuo, led to the isolation of **4** as analytically pure material in 75% yield. The ¹H NMR spectrum of **4** consists of four singlets, the methyl on zirconium having a shift (C₆D₆) of δ -0.71 ppm. Additionally, the ¹³C NMR spectrum of **4** consists of seven lines, that for the methyl group at δ -25.1 ppm, with a ¹³C-¹H coupling constant of 113 Hz. The number of lines observed in both spectra indicate that the molecule has two planes of symmetry in solution, and the NMR shifts of the methyl carbon and hydrogens are consistent with those reported by Grubbs^{5a,b} for a (linear) Cp₂Zr-(μ -CH₃)-ZrCp₂ system. The ¹³C-¹H coupling constant for the bridging methyl in our case, however, is significantly lower than that reported by Grubbs (113 Hz versus 136 Hz), as would be expected in a system in which the bridging carbon atom has a different hybridization, with less p character in the C-H bonds,^{5a} and thus a very different geometry. These data suggest that **4** has the structure shown in Scheme II, analogous to that proposed for **2**.

(1) (a) Dreyfus Grantee for Newly Appointed Faculty in Chemistry, 1984-1989. American Cancer Society Junior Faculty Research Awardee, 1987-1989. Eli Lilly Grantee, 1988-1989. Alfred P. Sloan Research Fellow, 1988-1990. Union Carbide Innovation Recognition Program Awardee, 1988. (b) NSF Predoctoral Fellow, 1985-1988.

(2) (a) Cotton, F. A.; Millar, M. J. *Am. Chem. Soc.* **1977**, *99*, 7886. (b) Keese, R.; Pfenninger, A.; Noltes, J. G. *Helv. Chim. Acta* **1979**, *62*, 326. (c) Cotton, F. A.; Diebold, M. P.; Shim, I. *Inorg. Chem.* **1985**, *24*, 1510.

(3) Buchwald, S. L.; Lucas, E. A.; Dewan, J. C. *J. Am. Chem. Soc.* **1987**, *109*, 4396.

(4) Erker, G. *J. Organomet. Chem.* **1977**, *134*, 189. Erker, G.; Kropp, K. *J. Am. Chem. Soc.* **1979**, *101*, 3659. Kropp, K.; Erker, G. *Organometallic* **1982**, *1*, 1246.

(5) (a) Waymouth, R. M.; Santarsiero, B. D.; Grubbs, R. H. *J. Am. Chem. Soc.* **1984**, *106*, 4050. (b) Waymouth, R. M.; Santarsiero, B. D.; Coots, R. J.; Bronikowski, M. J.; Grubbs, R. H. *J. Am. Chem. Soc.* **1986**, *108*, 1427.

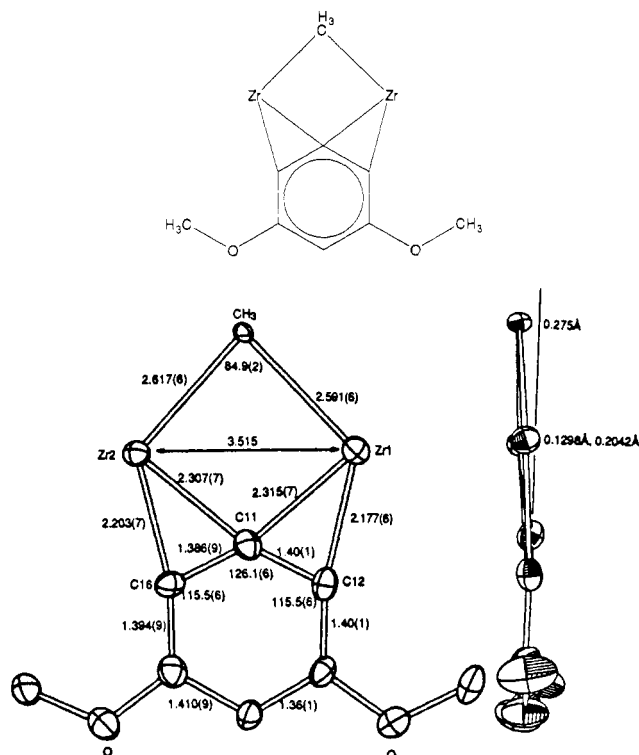
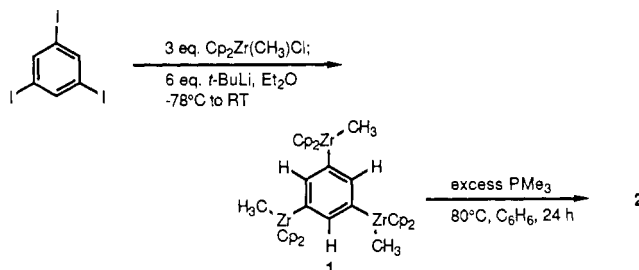
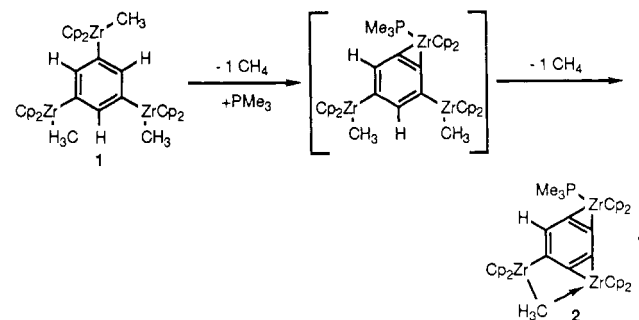


Figure 1. Front (bottom left hand) and side (bottom right hand) view ORTEP plots of **4**, including important distances and angles. Distances shown on the side view are distances of the Zr and methyl carbon atoms from the least-squares plane of the aromatic ring. (Cp rings and H atoms excluded for simplicity.)

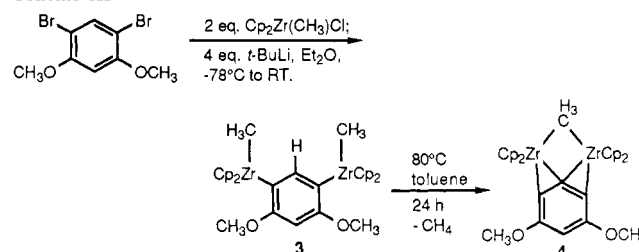
Scheme I



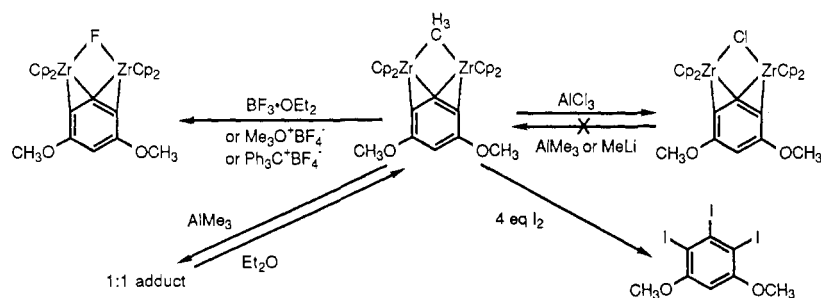
Scheme II



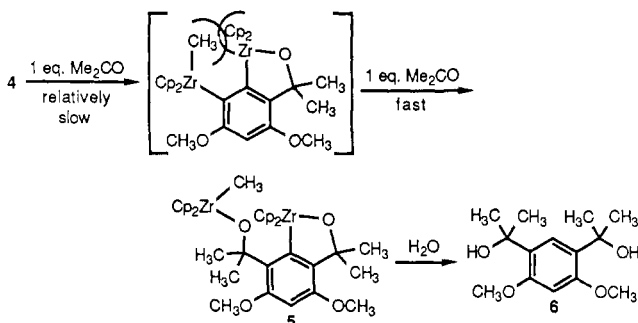
Scheme III



Scheme IV



Scheme V



Proof of the structure of **4** is provided by a single-crystal X-ray analysis.⁶ An ORTEP plot of **4** is shown in Figure 1, along with important bond lengths and angles. There are several interesting features to the structure. The arene ring is completely planar, and the bond lengths in the ring are the same as those in benzene⁷ to within experimental error. The ring is slightly distorted from a perfect hexagon, however, with the bridging carbon atom being moved toward the center of the ring, causing an opening of the C16-C11-C12 angle to 126.1° and a concomitant decrease in both of the neighboring ring angles (C15-C16-C11 and C11-C12-C13) to 115.5°. The bonds from each zirconium to its two arene ring carbons are different (2.203 and 2.177 Å for the outer bonds, versus 2.307 and 2.315 Å for the inner bonds), making each a highly distorted zirconocene benzyne moiety.^{8a} The zirconium-methyl distances, 2.617 and 2.591 Å, are considerably longer than normal terminal zirconium alkyl bond lengths (ca. 2.30 Å⁹), although they are only somewhat longer than the ones in Grubbs's μ -CH₃ complex (2.559 and 2.456 Å). Finally, the zirconium atoms and the bridging methyl carbon are all slightly displaced from the plane of the arene ring, by 0.130 Å for Zr1, 0.204 Å for Zr2, and 0.275 Å for the methyl carbon.

We have just begun to study the reactivity of **4**, and some of the reactions are shown in Scheme IV. The bridging methyl in **4** can be replaced with Cl or F, although the fluoride can be isolated in only about 90% purity. Compound **4** also forms a weak 1:1 adduct of unknown structure with AlMe₃ and reacts cleanly with 4 equiv of I₂ to give triiodide, **7**. Interestingly, preliminary studies show that **4** fails to react cleanly with alkynes, nitriles, and isonitriles, which are substrates for other zirconocene benzyne complexes.^{8a,b} However, **4** reacts cleanly with 2 equiv of acetone to give a product with spectral and combustion analysis data consistent with structure **5** (Scheme V). Hydrolysis of **5** gives the previously unknown diol, **6**, which we have made independently to support the structure shown. Treatment of **4** with less than 2 equiv of acetone gives only a mixture of **5** and **4**, with no observable intermediate. Presumably this reaction proceeds as shown in Scheme V. Once the first equivalent of acetone adds

to one benzyne moiety, there are significant steric interactions between the cyclopentadienyl groups of the oxametallacycle and the other zirconocene unit. Insertion of acetone into the acyclic zirconium aryl bond, to our knowledge an unknown reaction in normal zirconocene aryl complexes,⁹ relieves this strain and produces the observed product.

In summary, we have prepared and structurally characterized only the second example of a molecule having an arene ring bridging two metals both in the plane of the ring, in this case also bridging a methyl group. Because of the unusual reactivity and structure of this compound, we are continuing to investigate its reactions and are searching for further examples of organometallic compounds with unusual structures, including other bridging aryl compounds and trimetallic complexes of benztriyne.

Acknowledgment. We thank the donors of the Petroleum Research Fund, administered by the American Chemical Society, Union Carbide, and Firmenich, SA for their generous financial support of this research. E.A.L. thanks the National Science Foundation for a predoctoral fellowship.

Supplementary Material Available: Experimental section containing the preparation and characterization of compounds along with crystallographic procedures, a table of final positional and thermal parameters for **4**, and tables of intramolecular bond distances and angles for **4** (26 pages); table containing observed and calculated structure factor for **4** (29 pages). Ordering information is given on any current masthead page.

(9) Cardin, D. J.; Lappert, M. F.; Raston, C. L. *Chemistry of Organozirconium and -Hafnium Compounds*; Wiley: New York, 1986.

Synthesis and Molecular Structure of $\{[N(CH_2CH_2O)_3]Al_2(CH_3)_3\}_2$: The First Six-Coordinate Aluminum Alkyl

Matthew D. Healy and Andrew R. Barron*

Department of Chemistry, Harvard University
Cambridge, Massachusetts 02138

Received September 14, 1988

The tendency of aluminum alkoxide and aryloxy compounds to maximize their coordination number by associating to give aggregates containing tetrahedral and octahedral centers is well-documented.¹ Recent work in our laboratory² and by Ittel and co-workers³ has focused on the isolation of monomeric aryloxy compounds of aluminum by use of the sterically hindered aryloxy derived from 2,6-di-*tert*-butyl-4-methylphenol. In an effort to control the oligomerization of aluminum compounds we have investigated the use of multidentate alkoxides as ligands. We report here the synthesis and structural characterization of $\{[N-$

(6) Details of the structure determination are included in Supplementary Material.

(7) Bastiansen, O.; Fernholt, L.; Seip, H. M. *J. Mol. Struct.* **1973**, *18*, 163. Tamagawa, K.; Iijima, T.; Kimura, M. *J. Mol. Struct.* **1976**, *30*, 243.

(8) (a) Buchwald, S. L.; Watson, B. T.; Lum, R. T.; Nugent, W. A. *J. Am. Chem. Soc.* **1987**, *109*, 7137. (b) Buchwald, S. L.; Watson, B. T.; Huffman, J. C. *J. Am. Chem. Soc.* **1986**, *108*, 7411.

(1) Bradley, D. C. *Adv. Chem. Ser.* **1959**, *23*, 10.

(2) Healy, M. D.; Wierda, D. A.; Barron, A. R. *Organometallics* **1988**, *7*, 2543.

(3) Shreve, A. P.; Mulhaupt, R.; Fultz, W.; Calabrese, J.; Robbins, W.; Ittel, S. D. *Organometallics* **1988**, *7*, 409.