

## Preparation and Utility of Novel Water-Tolerant Higher-Order Lanthanoid Alkoxide Complexes as a Base Catalyst

Masahiro Kamaura, Kazuhiro Daikai, Takeshi Hanamoto, and Junji Inanaga\*

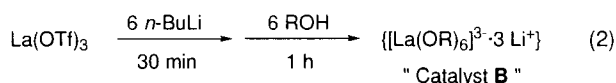
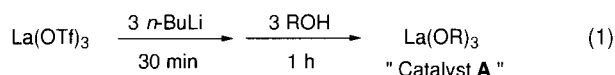
*Institute for Fundamental Research of Organic Chemistry(IFO), Kyushu University, Hakozaki 6-10-1, Higashi-ku, Fukuoka 812-8581*

(Received April 17, 1998; CL-980291)

A series of higher-order lanthanoid-lithium mixed-alkoxide complexes have been prepared as a novel water-tolerant base catalyst which effectively promotes the Robinson-type reaction in the presence of water.

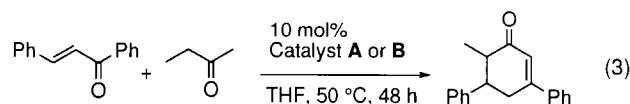
Lanthanoid salts of strong acids such as triflates and perflates have recently been used as a useful water-tolerant Lewis acid catalyst in organic synthesis.<sup>1</sup> On the other hand, lanthanoid alkoxides,<sup>2</sup> which in turn work as a base catalyst,<sup>3</sup> are quite sensitive to water. They are easily hydrolyzed with a small amount of water and tend to produce polymeric hydroxide complexes which are insoluble in most organic solvents thus losing their catalytic activity as a base. In order to circumvent this situation, Okano et al. successfully used Molecular Sieves 4A in the lanthanum(III) tri-isopropoxide-catalyzed Robinson-type annelation reaction.<sup>3g</sup> As an alternative way, we planned to use a thermodynamically stable higher-order ate-type complex which may potentially have a self-healing<sup>4</sup> nature in the presence of water by virtue of the high coordination number of the lanthanoid ions in combination with polydentate ligands.

Based on this idea, the following two types of lanthanum alkoxide complexes (types **A** and **B**) were prepared from La(OTf)<sub>3</sub> by treating them with 3 eq or 6 eq of *n*-BuLi and various mono- or polyols according to equations 1 and 2.



Their relative catalytic activities were compared in the Robinson-type reaction of chalcone with 2-butanone (Eq 3). Some selected results are summarized in Table 1. As expected, the higher-order ate-complexes (type **B**) catalyzed the reaction more effectively than the type **A** complexes.<sup>5,6</sup> The observed low catalytic activity of the lanthanum tri-methoxyethoxyethoxide compared to the corresponding tri-isopropoxide may be imputable to the lower basicity of the former due to the smaller p*K*<sub>a</sub> value of methoxyethoxyethanol (p*K*<sub>a</sub>≈14) than that of 2-propanol (p*K*<sub>a</sub>≈18). It should also be noted that the type **B** catalysts showed generally higher activity than the corresponding dilithium alkoxides (see footnote b in Table 1: runs 8, 10, 11, and 12).

Among the alcohols tested, polyethylene glycol (PEG) with an average molecular weight of ca. 200, the major part of which must be tetraethylene glycol, was found to be the best. Therefore, the effect of the central metal ions of a series of Ln-PEG-Li



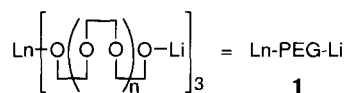
**Table 1.** Effect of alcoholic ligands used for the preparation of the catalysts (A or B) on the yield of the product (Eq. 3)<sup>a</sup>

Run	ROH (eq)	Catalyst/type	Yield/% <sup>b</sup>
1	—	La(O- <i>i</i> -Pr) <sub>3</sub> <sup>c</sup>	71
2		(3) A	33
3 <sup>d</sup>		(3) A	16 <sup>e</sup>
4 <sup>d</sup>		(3) A	48 <sup>e</sup>
5		(3) A	59 <sup>e</sup>
6		(3) A	52 <sup>f</sup>
7		(3) B	67
8		(3) B	78 (69)
9		(3) B	73
10		(3) B	87 (60)
	M. W. ca. 200		
11	M. W. ca. 300	(3) B	87 (51)
12	M. W. ca. 400	(3) B	73 (62)

<sup>a</sup>Catalysts were prepared according to Eq. 1 or 2. <sup>b</sup>Isolated yield of the product. In parentheses are shown the yields obtained by using the corresponding dilithium alkoxides. <sup>c</sup>Purchased from Kojundo Chemical Co., Ltd., Japan. <sup>d</sup>20 mol% of the catalyst was used. <sup>e</sup>Reaction time: 24 h. <sup>f</sup>Reaction time: 72 h.

(Ln=Sc, Y, and La—Lu) complexes (**1**) on the product yield were then investigated. As shown in Table 2, almost all complexes were found to be as effective as the lanthanum catalyst.

Taking the best catalyst (Tb-PEG-Li), we then examined the influence of water on the activity of the catalyst. The results

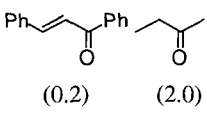
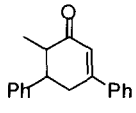
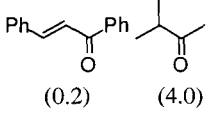
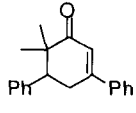
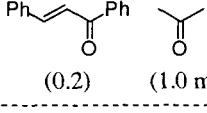
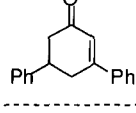
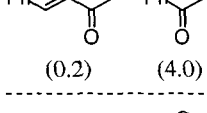
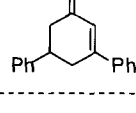
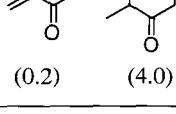
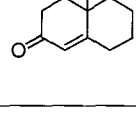


**Table 2.** Effect of Ln of the catalyst (Ln-PEG-Li) on the yield of the product (Eq. 3)

Ln	Yield/% <sup>a</sup>	Ln	Yield/% <sup>a</sup>
Sc	87	Gd	87
Y	77	Tb	94
La	87	Dy	75
Ce	73	Ho	89
Pr	83	Er	79
Nd	85	Tm	78
Sm	90	Yb	86
Eu	85	Lu	91

<sup>a</sup>Isolated yield.

**Table 3.** The catalytic Robinson-type annelation in the presence of water<sup>a</sup>

Substrates (mmol)	Catalyst <sup>b</sup>	Product	Yield/% <sup>c</sup>
 (0.2) (2.0)	Tb-PEG-Li Li-PEG-Li La(O- <i>i</i> -Pr) <sub>3</sub> Li(O- <i>i</i> -Pr)		68 (80) <sup>d</sup> 12 nr 16
 (0.2) (4.0)	Tb-PEG-Li La(O- <i>i</i> -Pr) <sub>3</sub>		62 trace
 (0.2) (1.0 ml)	Tb-PEG-Li La(O- <i>i</i> -Pr) <sub>3</sub>		70 10
 (0.2) (4.0)	Tb-PEG-Li La(O- <i>i</i> -Pr) <sub>3</sub>		46 <sup>e</sup> nr <sup>e</sup>
 (0.2) (4.0)	Tb-PEG-Li La(O- <i>i</i> -Pr) <sub>3</sub>		33 <sup>f, g</sup> 1 <sup>f, h</sup>

<sup>a</sup>300-600 mol% of H<sub>2</sub>O was added. Unless otherwise noted, the reactions were performed at 50 °C for 48 h. <sup>b</sup>10 mol%. <sup>c</sup>Isolated yield. nr = no reaction. <sup>d</sup>Reaction time: 138 h. <sup>e</sup>Reaction time: 96 h. <sup>f</sup>GC yield. <sup>g</sup>Uncyclized product (16%) was also produced. <sup>h</sup>Uncyclized product (6%).

shown in Table 3 clearly indicate the superiority of the Tb-PEG-Li complex over the others.<sup>7</sup> Although the precise structure of the complex is not known at present, it must have some self-healing character in order to maintain its catalytic activity.

In summary, we prepared a novel ate-type lanthanoid alkoxide complex which can work as an effective base catalyst in the presence of water. Further efforts toward the development of lanthanoid-involved solid base catalysts are being made along this line.

The present work was supported by a Grant-in-Aid for Scientific Research on Priority Areas from the Ministry of Education, Science, Sports, and Culture, Japan, and also by the Nagase Science and Technology Foundation.

## References and Notes

- Some examples: a) S. Kobayashi, *Synlett*, **1994**, 689. b) J. Inanaga, Y. Sugimoto, and T. Hanamoto, *New. J. Chem.*, **19**, 707 (1995). c) T. Hanamoto, Y. Sugimoto, Y. Z. Jin, and J. Inanaga, *Bull. Chem. Soc. Jpn.*, **70**, 1421 (1997).
- For an excellent review: see, R. Anwender, in "Topics in Current Chemistry," ed by W. A. Herrmann, Springer, Berlin-Heidelberg-New York (1996), Vol. 179, p. 149.
- Some examples: a) T. Okano, M. Matsuoka, H. Konishi, and J. Kiji, *Chem. Lett.*, **1987**, 181. b) A. Lebrun, J. L. Namy, and H. B. Kagan, *Tetrahedron Lett.*, **32**, 2355 (1991). c) H. Sasai, T. Suzuki, S. Arai, T. Arai, and M. Shibasaki, *J. Am. Chem. Soc.*, **114**, 4418 (1992). d) H. Ohno, A. Mori, and S. Inoue, *Chem. Lett.*, **1993**, 375. e) T. Okano, K. Miyamoto, and J. Kiji, *Chem. Lett.*, **1995**, 246. f) T. Okano, K. Ohno, and J. Kiji, *Chem. Lett.*, **1996**, 1041. g) T. Okano, Y. Satou, M. Tamura, and J. Kiji, *Bull. Chem. Soc. Jpn.*, **70**, 1879 (1997).
- J.-M. Lehn, "Supramolecular Chemistry," VCH, Weinheim (1995).
- Recently, 1,1'-binaphthol-derived ate-type chiral lanthanoid complexes bearing Li<sup>+</sup>, Na<sup>+</sup>, or K<sup>+</sup> ions as co-cations have been prepared and successfully used in a variety of asymmetric syntheses: a) M. Shibasaki, H. Sasai, and T. Arai, *Angew. Chem., Int. Ed. Engl.*, **36**, 1236 (1997) and references cited therein. b) Y. M. A. Yamada, N. Yoshikawa, H. Sasai, and M. Shibasaki, *Angew. Chem., Int. Ed. Engl.*, **36**, 1871 (1997). However, the catalysts were found not to be effective to the Robinson-type annelation reaction.<sup>3g</sup>
- Presented at the 74th Meeting of the Chemical Society of Japan, Kyoto, March, 1998.
- A typical experimental procedure follows. To a solution of Tb(OTf)<sub>3</sub> (12.1 mg, 0.02 mmol) in THF (1 ml) was added a hexane solution of *n*-BuLi (1.58 M, 76 μl, 0.12 mmol). After stirring for 30 min at room temperature, a THF solution of polyethylene glycol (mol. wt. ca. 200, 10.7 μl, 0.06 mmol) was added and the mixture was stirred further for 1 h. To this mixture was added a solution of chalcone (41.6 mg, 0.2 mmol) and 2-butanone (180 ml, 2.0 mmol) in THF (1 ml) and the whole mixture was stirred for 48 h at 50 °C. The reaction mixture was passed through a short column of silica gel. After evaporation of the solvent, the crude product was purified by preparative TLC (hexane/AcOEt=10/1, two times development) to give 3,5-diphenyl-6-methyl-2-cyclohexen-1-one (49.3 mg, 94%) as a diastereomeric mixture (81:19).