

# New insights into the origin of NO<sub>2</sub> in the mechanism of the selective catalytic reduction of NO by propene over alumina

Frederic C. Meunier,\* John P. Breen and Julian R. H. Ross

Centre for Environmental Research, University of Limerick, Limerick, Ireland. E-mail: frederic.meunier@ul.ie


Received (in Cambridge, UK) 2nd November 1998, Accepted 24th December 1998

The formation of NO<sub>2</sub> as a reaction intermediate in the selective catalytic reduction of NO by C<sub>3</sub>H<sub>6</sub> in the presence of a large excess of O<sub>2</sub> over alumina is shown not to occur through the direct oxidation of NO by O<sub>2</sub>.

Selective catalytic reduction (SCR) of NO<sub>x</sub> by hydrocarbons has received much attention as a possible means to control the emissions from diesel and lean-burn engines. The work by Burch *et al.* has unveiled many of the features of the NO reduction over Pt-based materials.<sup>1,2</sup> Yet, the mechanisms of SCR reactions over alumina, one of the most active metal oxides for the SCR of NO by hydrocarbons,<sup>3</sup> and alumina promoted by metal oxides such as CoO<sub>x</sub> remain unclear.<sup>4</sup> It has been suggested that when using propene as a reductant, the initial step of the SCR reaction is the oxidation of NO by O<sub>2</sub> to form NO<sub>2</sub> which in turn reacts with the reducing agent to form N<sub>2</sub>.<sup>5–7</sup> The results of the experiments reported in this paper bring a new insight into the formation of NO<sub>2</sub> over alumina during the propene-SCR of NO, resulting in a necessary re-evaluation of the current theories on the reaction mechanism.

The γ-alumina used in these experiments was supplied by Alcan (AA400, 150 m<sup>2</sup> g<sup>–1</sup>) and was calcined in air at 923 K for 6 h prior to use. The reactants (NO and C<sub>3</sub>H<sub>6</sub>) and products of reaction (CO<sub>2</sub>, CO, NO<sub>2</sub>, N<sub>2</sub>O, NH<sub>3</sub>) were analysed by FT-IR spectroscopy (7 m path length Foxboro® gas-cell fitted in a Nicolet® 550 FT-IR). No hydrogen cyanide nor any other products were detected in the experiments reported here. The N<sub>2</sub> concentration was calculated during steady state conditions on the basis of a 100% nitrogen balance on the other N-containing products detected. A quartz microreactor (4 mm internal diameter) was used for the catalytic tests, the catalytic bed being held in place by quartz wool plugs. No reaction was observed when the reactants were passed through the reactor in the absence of a catalyst bed. The results reported here were obtained at steady state conditions and were found to be reproducible.

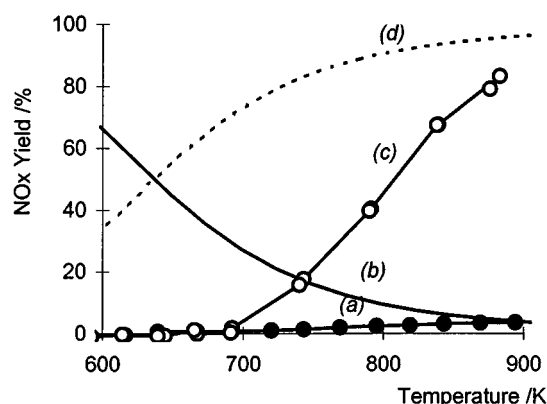
Fig. 1(a) shows the NO<sub>2</sub> yield obtained during the oxidation of NO (500 ppm) by O<sub>2</sub> (2.5%) over alumina and Fig. 1(b) shows the calculated NO<sub>2</sub> yield obtained at the thermodynamic equilibrium of the reactions described by eqn. (1) as a function of temperature:



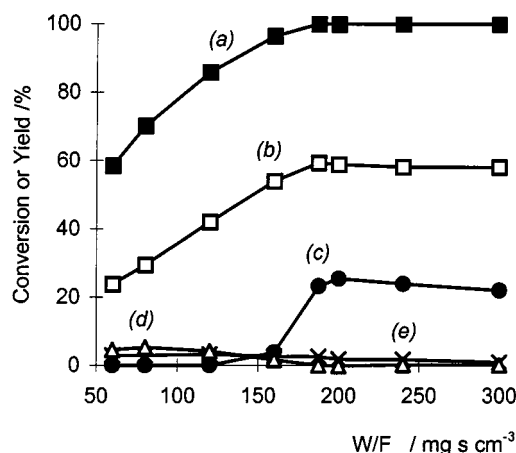
As it has often been reported in the literature, the alumina catalyst exhibited very poor activity for the NO oxidation reaction with yields of NO<sub>2</sub> attaining equilibrium conversions only at temperatures above 900 K. Fig 1(c) shows the NO yield obtained during the decomposition of NO<sub>2</sub> to NO +  $\frac{1}{2}$  O<sub>2</sub> (the reverse reaction of that discussed above) and Fig. 1(d) shows the calculated NO yield obtained at the thermodynamic equilibrium of the same reaction as a function of temperature. The activity of the alumina for the backward reaction of eqn. (1) was somewhat greater than that of the forward reaction but yet again the equilibrium limit was only reached at a temperature of about 900 K.

Fig. 2 shows the propene conversion [Fig. 2(a)] and yields of the different N-containing products of the reaction between NO (500 ppm), propene (500 ppm), and O<sub>2</sub> (2.5%) over alumina at 813 K and at varying W/Fs (ratio of catalyst weight to feed flow

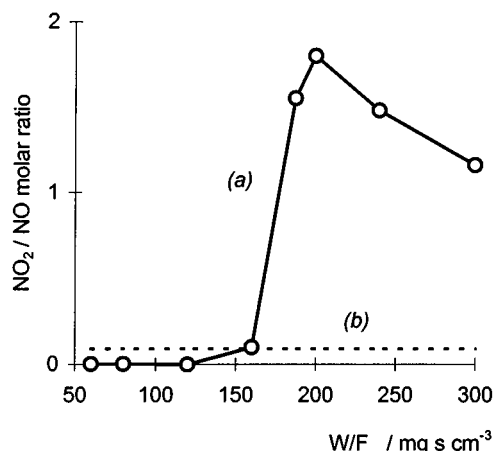
rate). Fig. 3(a) shows the varying molar ratios of NO<sub>2</sub>/NO obtained from the results of the experiments shown in Fig. 2. The NO<sub>2</sub>/NO ratio at the thermodynamic equilibrium of reaction (1) at 813 K calculated using the initial concentration values of NO and O<sub>2</sub> is shown in Fig. 3(b). The conversion of propene [Fig. 2(a)] increased with increasing W/F values, reaching 100% conversion at W/F = 180 mg s cm<sup>–3</sup>. The yield of N<sub>2</sub> [Fig. 2(b)] followed a similar trend to that of propene conversion, increasing steadily with increasing W/F values and then levelling off when all the propene was converted, *i.e.* at



**Fig. 1** (a) Experimental NO<sub>2</sub> yield (●) obtained during the oxidation of NO over γ-Al<sub>2</sub>O<sub>3</sub> and (b) NO<sub>2</sub> yield limit (—) associated with the thermodynamic equilibrium of the reaction  $\text{NO} + \frac{1}{2} \text{O}_2 \leftrightarrow \text{NO}_2$  as function of temperature. (c) Experimental NO yield (○) obtained during the decomposition of NO<sub>2</sub> to  $\text{NO} + \frac{1}{2} \text{O}_2$  over γ-Al<sub>2</sub>O<sub>3</sub> and (d) NO yield limit (---) associated with the thermodynamic equilibrium of the reaction  $\text{NO} + \frac{1}{2} \text{O}_2 \leftrightarrow \text{NO}_2$  as function of temperature. Feed: 500 ppm NO or NO<sub>2</sub> + 2.5% O<sub>2</sub> in Ar, W/F = 60 mg s cm<sup>–3</sup>.



**Fig. 2** Selective catalytic reduction of NO using propene over γ-Al<sub>2</sub>O<sub>3</sub> at 813 K: (a) propene conversion (■), (b) N<sub>2</sub> yield (□), (c) NO<sub>2</sub> yield (●), (d) NH<sub>3</sub> yield (Δ) and (e) N<sub>2</sub>O yield (×) as a function of the W/F. Feed: 500 ppm NO + 500 ppm C<sub>3</sub>H<sub>6</sub> + 2.5% O<sub>2</sub> in Ar, 200 mg of alumina.



**Fig. 3** Selective catalytic reduction of NO using propene over  $\gamma$ - $\text{Al}_2\text{O}_3$  at 813 K as a function of the W/F: NO<sub>2</sub> to NO ratio (a) experimental (○) and (b) at the thermodynamic equilibrium of the reaction  $\text{NO} + \frac{1}{2} \text{O}_2 \leftrightarrow \text{NO}_2$  (---). Feed: 500 ppm NO + 500 ppm C<sub>3</sub>H<sub>6</sub> + 2.5% O<sub>2</sub> in Ar, 200 mg of alumina.

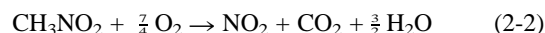
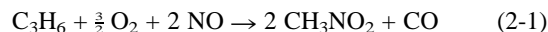
W/Fs greater than 180 mg s cm<sup>-3</sup>. The striking feature of Fig. 2 is the sharp rise in the production of NO<sub>2</sub> [Fig. 2(c)] as soon as the conversion of propene reaches 100%. At propene conversions lower than 95%, the presence of NO<sub>2</sub> was not detected (*i.e.* <2.5 ppm). Upon completion of the conversion of propene, the NO<sub>2</sub> yield reached a value of approximately 25% (corresponding to 127 ppm of NO<sub>2</sub>). With further increase in the values of W/F, the NO<sub>2</sub> yield gradually decreased. The gradual decrease in the concentration of NO<sub>2</sub> was accompanied by a similar increase in the concentration of NO (not shown in Fig. 2) while the concentrations of all the other products of reaction were either steady (N<sub>2</sub>) or decreased (N<sub>2</sub>O and NH<sub>3</sub>). Interestingly, Fig. 3 shows that in the region of 100% propene conversion (W/F ≥ 180 mg s cm<sup>-3</sup>), the experimental values of the molar ratios of NO<sub>2</sub>/NO were greater than 1. Hence, these values were more than 10 times greater than the value of the thermodynamic equilibrium ratio of NO<sub>2</sub>/NO (*i.e.* 0.09) calculated at the same temperature. The same results were obtained whether the W/F was varied with increasing or decreasing values.

Further experiments carried out using the same reactant concentrations, at constant W/F (60 mg s cm<sup>-3</sup>) and varying temperature also showed that, at the temperature of 100% conversion of propene, there was a sharp increase in the yield of NO<sub>2</sub>. At 843 K, propene conversion was not complete and NO<sub>2</sub> was not detected; however, at 873 K propene was fully converted and NO<sub>2</sub> yields of 30% were obtained (this value again being well in excess of levels obtained from equilibrium calculations). The sharp increase in the NO<sub>2</sub>/NO ratio at the temperature of 100% conversion of propene was the same regardless of whether the reaction temperatures were increased or decreased.

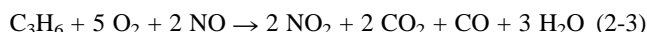
It is evident from the results of experiments described in this paper that NO<sub>2</sub> could not be observed when propene was present in the product streams. This can be explained by the work of a number of different authors,<sup>4,6,7</sup> who have shown that alumina is very active for the reduction of NO<sub>2</sub> by propene to form N<sub>2</sub>. However, upon complete combustion of the propene, the NO<sub>2</sub> could not be reduced and was therefore detected in the reactor effluent. Fig. 2 and 3 show that the maximum NO<sub>2</sub>/NO ratio occurred at a W/F value of 200 mg s cm<sup>-3</sup>, and at higher W/Fs the ratio decreased towards the equilibrium ratio. This was probably due to the slow decomposition of the NO<sub>2</sub> to NO and O<sub>2</sub> (in the absence of propene) which Fig. 1(c) shows can occur over the alumina catalyst. Surprisingly, the catalytic data reported on alumina in this paper and the corresponding thermodynamic calculations show that most of the NO<sub>2</sub> observed upon completion of propene conversion during the SCR of NO did not arise from the direct oxidation of NO by O<sub>2</sub>

[eqn. (1)]. A mechanism involving the direct reaction of NO, O<sub>2</sub> and NO<sub>2</sub> could not exceed thermodynamic limits. Therefore, the current model of the alkene-SCR reaction over alumina-based catalysts needs to be re-evaluated.<sup>5-7</sup>

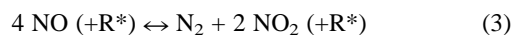
At least two alternative solutions could be proposed to explain the formation of the high concentrations of NO<sub>2</sub> observed. First, a mechanism involving consecutive steps could occur in which a nitro or a nitrite compound, *e.g.* nitromethane CH<sub>3</sub>NO<sub>2</sub>, is formed along with CO (or CO<sub>2</sub>) from the reaction of propene, O<sub>2</sub> and NO [eqn. (2-1)]. Organic nitro or nitrite species have often been quoted as possible intermediates of SCR reactions.<sup>8</sup> The subsequent oxidation of this organo-NO<sub>x</sub> species would yield NO<sub>2</sub> [eqn. (2-2)]



Overall, eqn. (2-1) and (2-2) combine to give:



This mechanism is supported by the fact that thermodynamic calculations show that the reactions given by eqn. (2-1) and (2-2) are strongly exergonic over the temperature range investigated here (*e.g.*  $\Delta G^\circ_{813\text{K}} = -298 \text{ kJ mol}^{-1}$  and  $-734 \text{ kJ mol}^{-1}$ , respectively). Regarding a second possible mechanism, the oxygen needed to form the NO<sub>2</sub> could be supplied by another molecule of NO, *i.e.* in a disproportionation reaction, and not by the O<sub>2</sub>. An example of mechanism of SCR of NO involving a disproportionation of NO to N<sub>2</sub> and NO<sub>2</sub> was proposed by Smits and Iwasawa.<sup>9</sup> These authors suggested that one of the roles of the hydrocarbon, NO and O<sub>2</sub> was to form a radical molecule R\* (*e.g.* 1-nitro-*sec*-propyl) which in turn could propagate the disproportionation reaction:



The thermodynamics of the disproportionation reaction described by eqn. (3) essentially favour the right hand-side of the equation at temperatures below 600 °C (and are independent of the concentration of O<sub>2</sub>) and therefore this mechanism could be responsible for the high yields of NO<sub>2</sub> observed. Hence, one of the possible role of the alumina (a known mild oxidiser) during alkene-SCR reactions would be to allow the formation of organic-nitro or nitrite species [eqn. (2)] and/or the formation of a hydrocarbon-based propagator [eqn. (3)]. Experiments using N<sup>18</sup>O and <sup>16</sup>O<sub>2</sub> are planned and should give some evidence of the origin of the oxygen in NO<sub>2</sub> (*i.e.* by observing either N<sup>18</sup>O<sup>18</sup>O or N<sup>18</sup>O<sup>16</sup>O) to determine which of the two models proposed is the most likely.

The conclusion of this work is that the formation of NO<sub>2</sub> during the propene-SCR of NO over alumina is not obtained by direct oxidation of NO by O<sub>2</sub> but that a more complex mechanism has to be considered.

Part of this work was funded by the European Community, through the Environment and Climate Programme, Contracts E5V5-CT94 and ENV4-CT97-0658.

## Notes and references

- 1 R. Burch and T. C. Watling, *Catal. Lett.*, 1997, **43**, 19.
- 2 R. Burch, P. Fornasiero and T. C. Watling, *J. Catal.*, 1998, **176**, 204.
- 3 H. Hamada, *Catal. Today*, 1994, **22**, 21.
- 4 J. Yan, M. C. Kung, W. M. H. Sachtler and H. H. Kung, *J. Catal.*, 1997, **172**, 178.
- 5 H. Hamada, Y. Kintaichi, M. Sasaki and T. Ito, *Appl. Catal.*, 1991, **70**, L15.
- 6 H. Hamada, Y. Kintaichi, M. Inaba, M. Tabata, T. Yoshinari and H. Tsuchida, *Catal. Today*, 1996, **29**, 53.
- 7 N. Okazaki, S. Osada and A. Tada, *Appl. Surf. Sci.*, 1997, **121/122**, 396.
- 8 C. Yokoyama and M. Misono, *J. Catal.*, 1994, **150**, 9.
- 9 R. H. H. Smits and Y. Iwasawa, *Appl. Catal. B*, 1995, **6**, L201.