

# Gas-Phase S<sub>N</sub>2 Reactions of Chloride Ion with Alkyl Bromides at Atmospheric Pressure. Temperature Dependence of the Rate Constants and Energies of the Transition States

W. B. Knighton, J. A. Bogner, P. M. O'Connor, and E. P. Grimsrud\*

Contribution from the Department of Chemistry, Montana State University, Bozeman, Montana 59717

Received April 16, 1993. Revised Manuscript Received July 20, 1993\*

**Abstract:** Rate constants for the gas-phase reactions  $\text{Cl}^- + \text{RBr} \rightarrow \text{RCl} + \text{Br}^-$ , where  $\text{R} = \text{Me}$ ,  $\text{Et}$ , and  $n\text{-Bu}$ , have been determined over the temperature range 35–150 °C by a kinetic ion mobility mass spectrometer (KIMMS) at 640 Torr of buffer gas pressure and by a pulsed e-beam high-pressure mass spectrometer (PHPMS) at 3 Torr of buffer gas pressure. For the case of  $\text{R} = \text{Me}$ , different rate constants and different temperature dependencies of the rate constants are observed at 640 versus 3 Torr of buffer gas pressure. This effect of pressure is thought to be due to increased collisional stabilization of the entrance-channel intermediate,  $(\text{Cl}^-\text{MeBr})$ , with increased pressure. Less significant pressure effects observed for the cases of  $\text{R} = \text{Et}$  and  $n\text{-Bu}$  are thought to reflect efficient stabilization of the entrance-channel intermediates of these reaction systems at both buffer gas pressures. If it is assumed that the rate measurement at 640 Torr reflect the high-pressure limit of kinetic behavior, the energies ( $\delta E_0$ ) of the S<sub>N</sub>2 transition states (TS) of these reactions can be determined from simple transition-state theory (TST);  $\delta E_0 = -2.2$ , 0.0, and  $-1.3$  kcal/mol for  $\text{R} = \text{Me}$ ,  $\text{Et}$ , and  $n\text{-Bu}$ , respectively. The determination of  $\delta E_0$  described here for the case of  $\text{R} = \text{Me}$  is particularly significant because  $\delta E_0$  for this system could probably not be accurately deduced from kinetic measurements made at 3 Torr or lower pressure, where the excited intermediate,  $(\text{Cl}^-\text{MeBr})^*$ , has been shown to behave in a nonstatistical manner.

One of the principal driving forces behind the development of experimental methods for the study of gas-phase ion–molecule (IM) reactions has been to characterize the potential energy surfaces of ionic reactions in the absence of solvent molecules. A point of particular interest has been to determine the nature of the major energy barriers that limit the rate of motion along a reaction coordinate of interest. During the course of these investigations, however, it has also been found that gas-phase ion–molecule reactions carry with them additional complexities, not encountered in the solution phase, that can prevent accurate characterization of their reaction coordinates. These additional difficulties can be attributed to the following combination of factors. The potential energy surface of a given gas-phase IM reaction will be dominated by an electrostatic attraction energy that accompanies the initial approach of the reactant ion and neutral.<sup>1</sup> If the distribution of this association energy within the initially-formed ion complex is not fast relative to its continued motion along the reaction coordinate, then statistical reaction rate theories are not expected to apply. For a reaction system of this type, nonstatistical behavior cannot be avoided under low-pressure buffer gas conditions, where the ion complex is isolated and can only undergo intramolecular energy exchange during its lifetime.

Directly coupled to the problem described above is the fact that the well-established experimental methods for the study of IM reactions operate effectively only at low or moderate total pressures. For example, the ion cyclotron resonance (ICR) and Fourier transform (FT) mass spectrometers operate at pressures of less than about  $10^{-5}$  Torr. In this pressure range, it can probably be assumed that most IM reactions will be in their low-pressure (LP) limit of kinetic behavior where the activated ion complexes suffer no collisions during their lifetimes. The flowing afterglow (FA), selected ion flow tube (SIFT), and pulsed e-beam high-pressure (PHP) mass spectrometers typically operate at pressures from 0.5 to 5 Torr. Over this moderate-pressure (MP) range, it

is difficult to predict whether a given reaction system will be operating in its LP limit of kinetic behavior or in another region in which the ion complexes will be either partially or fully thermalized by collisions with buffer gas molecules prior to their continued motion along the reaction coordinate. If only partial thermalization of the ion complexes does indeed occur in the MP range, interpretation of these kinetic data might be expected to be even more difficult than that obtained in the LP range.

As Cacace<sup>2</sup> and Speranza<sup>3</sup> have previously pointed out, considerable simplifications in the interpretation of gas-phase kinetic data can be anticipated if an IM reaction of interest can be observed in its high-pressure (HP) limit of kinetic behavior, where all intermediate species along the reaction coordinate are efficiently thermalized by collisions with the buffer gas molecules prior to their continued motion along the reaction coordinate. In the HP limit, if the rate-limiting step of a slow gas-phase IM reaction is passage over the transition state of interest, theoretical analysis of the HP rate data requires knowledge of only the reactants and the single, rate-limiting transition state of interest. Conveniently, no specific knowledge of the reaction intermediates or other minor transition states along the reaction coordinate are then required. Unfortunately, the development of instrumental methods for the measurement of IM reactions under conditions of very high buffer gas pressures, where essentially any IM reaction of interest would be unambiguously forced into its HP limit of kinetic behavior, have received only a modest level of attention.<sup>4–11</sup>

For this reason, we have recently constructed an instrument called a kinetic ion mobility mass spectrometer (KIMMS) by

(2) Cacace, F. *Science* 1990, 250, 392.

(3) Speranza, M. *Mass Spectrom. Rev.* 1992, 11, 73.

(4) Lee, F. W.; Collins, C. B.; Waller, R. A. *J. Chem. Phys.* 1976, 65, 1605.

(5) Collins, C. B.; Lee, F. W. *J. Chem. Phys.* 1978, 68, 1391.

(6) Collins, C. B.; Lee, F. W. *J. Chem. Phys.* 1979, 71, 184.

(7) Collins, C. B.; Lee, F. W. *J. Chem. Phys.* 1980, 72, 5381.

(8) Matsuoka, S.; Nakamura, H.; Tamura, T. *J. Chem. Phys.* 1981, 75, 681.

(9) Matsuoka, S.; Nakamura, H.; Takaaki, T. *J. Chem. Phys.* 1983, 79, 825.

(10) Matsuoka, S.; Nakamura, H. *J. Chem. Phys.* 1988, 89, 5663.

(11) Matsuoka, S.; Ikesoe, Y. *J. Phys. Chem.* 1988, 92, 1126.

\* Abstract published in *Advance ACS Abstracts*, November 15, 1993.

(1) Olmstead, W. N.; Brauman, J. I. *J. Am. Chem. Soc.* 1977, 99, 4219.

which IM reactions can be studied in a buffer gas of 1 atm of pressure.<sup>12,13</sup> This instrument has been shown to be capable of measuring both rate constants<sup>12</sup> and equilibrium constants<sup>13</sup> of ion-molecule reactions to a level of accuracy that compares favorably with that typically obtained with well-established methods of gas-phase ion chemistry that operate at 2 to several orders of magnitude lower pressure. In the present report, we describe the application of a temperature-variable KIMMS instrument to the study of a series of nucleophilic displacement S<sub>N</sub>2 reactions between the chloride ion and three primary alkyl bromides (methyl, ethyl, and *n*-butyl bromide). Additional measurements of these reactions by PHPMS in 3 Torr of buffer gas are also reported here.

Several simple S<sub>N</sub>2 reactions, including the reaction of Cl<sup>-</sup> with MeBr,<sup>1,14-18</sup> have been extensively studied by others and have been shown to be particularly susceptible to nonstatistical behavior<sup>19-24</sup> of the general type referred to in the first paragraph above. Therefore, the present investigation offers an opportunity to obtain a clearer view of the S<sub>N</sub>2 transition state of one of these dynamically complex ion-molecule reactions.

## Experimental Section

**Measurements by the KIMMS.** The KIMMS apparatus and its application to the reactions of chloride ion with alkyl bromides at 125 °C have recently been described in detail.<sup>12</sup> For the present study, the only change in the KIMMS instrument has been to make it temperature-variable by the replacement of its original Tyndall ion gate with a Bradbury-Nielson (BN) ion gate. The BN gate is home-built and consists of a set of 40 equally-spaced, coplanar wires (alloy 46, California Fine Wire Co.) of 75-μm diameter, glued (#940 ceramic adhesive, Cotronics Corp., Brooklyn, NY) between two ceramic disks (machinable alumina, Coors, Golden, CO) of 1-in. i.d. Alternate wires are electrically connected so that a differential voltage of about 100 V across the 0.525-mm distance between adjacent wires prevents passage of all ions through the BN gate. This ion gate has proven to be much more rugged than the original Tyndall gate and has allowed variation of temperature at will, without misalignment and electrical shorting of the wires.

In our first description of the KIMMS instrument,<sup>12</sup> several different and mutually consistent methods of determining rate constants were described. In the present study, the method illustrated in Figures 8A and 9 of that report has been used. By this method, chloride ions are produced in the ion source by electron capture of CCl<sub>4</sub>. A packet of these Cl<sup>-</sup> ions is allowed to enter the drift region of the KIMMS by control of the BN ion gate. By adding an alkyl bromide to the drift gas, the S<sub>N</sub>2 reaction of interest is made to occur throughout the length of the drift tube. The resulting ion mobility spectrum, as recorded by a Faraday plate and electrometer, is then analyzed under conditions of four or five different concentrations of the alkyl bromide, as previously described.<sup>12</sup> In order to determine the rate constant at each temperature, this procedure was repeated at least three times. The mass spectrometric function of the KIMMS was used to verify the identity of the reactant and product ions and to ensure that side reactions due to impurities were not important.

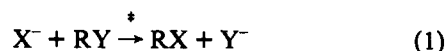
**Measurements by the PHPMS.** The pulsed e-beam high-pressure mass spectrometer (PHPMS) used in this study has also been previously described in detail.<sup>25,26</sup> It has been used in the present study for rate

constant determinations in 3 Torr of methane buffer gas by the conventional pulsed mode of operation.<sup>14,26</sup> Typically, measurements of the Cl<sup>-</sup> ion decay rate are made at a given temperature using five different concentrations of the neutral RBr reactant added to the buffer gas. The second-order rate constant is obtained from the slope of a plot of Cl<sup>-</sup> ion decay rate versus RBr concentration.

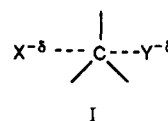
We have found that a significant systematic error is introduced into our PHPMS measurements by an enrichment of the alkyl bromide in the ion source that is caused by preferential diffusion of the lighter buffer gas molecules through the ion exit slit and electron entrance aperture. The magnitude of this effect cannot be easily predicted because the conditions within our source are intermediate between those of molecular and viscous flow. Therefore, we experimentally determined the magnitude of this enrichment by repeating every rate constant measurement in isobutane buffer gas at 3 Torr of pressure. Due to the greater molecular weight of this buffer gas, the enrichment of RBr in isobutane is less than in methane buffer gas and, accordingly, the apparent rate constants were consistently about 30% smaller in 3 Torr of isobutane relative to those observed in 3 Torr of methane. Analysis of all kinetic measurements in both buffer gases led to the conclusion that the true rate constant,  $k_{\text{obs}}$ , can be obtained from the apparent rate constants,  $k_{\text{obs}}'$ , in either buffer gas at 3 Torr by the following relationship,  $k_{\text{obs}} = k_{\text{obs}}'(MW_{\text{BG}}/MW_{\text{RBr}})^{1/5}$ . Thus, for example, the values of  $k_{\text{obs}}$  reported here for the Cl<sup>-</sup>/MeBr reaction system in methane at 3 Torr have been obtained by multiplication of  $k_{\text{obs}}'$  by 0.70. These were consistent with those obtained in isobutane multiplied by 0.91. A more comprehensive study of this PHPMS enrichment problem is presently underway in our laboratory in which well-characterized fast IM reactions of fluoride ion<sup>27</sup> with various alkyl halides (such as methyl bromide and methyl iodide) are being observed under varying conditions of the ion source. The results of this study (to be reported separately) have provided additional support for the validity of the correction factors used here.

## Results and Discussion

The S<sub>N</sub>2 family of reactions has been among the most widely studied of all the elementary chemical processes, in both the solution<sup>28</sup> and gas<sup>17</sup> phases. These reactions, symbolized by reaction 1, occur through backside attack by a nucleophile, X<sup>-</sup>,



at the α-carbon atom of a substrate molecule, RY, resulting in the displacement of a leaving group, Y<sup>-</sup>. The transition state (\*) for this reaction is thought to be a species in which an X-C bond has been partially formed while the C-Y bond has been weakened, as illustrated by structure I. For the three reaction systems studies



here, the possibility that another mechanism, elimination, is competitive with their S<sub>N</sub>2 displacement reactions can be discounted due to the significant endothermicity of the elimination reaction for these systems.<sup>17</sup>

**Reaction of Cl<sup>-</sup> with MeBr.** In gas-phase investigations of S<sub>N</sub>2 reactions, the rate constants will contain information concerning the transition state only if the systems chosen for study are sufficiently slow so that the observed rate constants are not determined simply by the frequency of collisions between the two reactants.<sup>17</sup> The reactions of chloride ion with simple alkyl bromides meet this criteria since their rate constants show rates approximately 2 orders of magnitude slower than the collision rates. In previous studies of the reaction of Cl<sup>-</sup> with MeBr, two different ion complexes have been suggested to exist along the reaction coordinate,<sup>1,17</sup> as shown in reaction 2. The potential

- (12) Giles, K.; Grimsrud, E. *J. Phys. Chem.* **1992**, *96*, 6680.
- (13) Giles, K.; Grimsrud, E. *J. Phys. Chem.* **1993**, *97*, 1318.
- (14) Caldwell, G.; Magnera, T. F.; Kebarle, P. *J. Am. Chem. Soc.* **1984**, *106*, 959.
- (15) Tanaka, K.; Mackay, G. I.; Payzant, J. D.; Bohme, D. K. *Can. J. Chem.* **1976**, *54*, 1643.
- (16) Bohme, D. K.; Raksit, A. B. *Can. J. Chem.* **1985**, *63*, 3007.
- (17) DePuy, C. H.; Gronert, S.; Mullin, A.; Bierbaum, V. M. *J. Am. Chem. Soc.* **1990**, *112*, 8650.
- (18) Gronert, S.; DePuy, C.; Bierbaum, V. *J. Am. Chem. Soc.* **1991**, *113*, 4009.
- (19) Vande Linde, S. R.; Hase, W. L. *J. Phys. Chem.* **1990**, *94*, 6148.
- (20) Vande Linde, S. R.; Hase, W. L. *J. Phys. Chem.* **1990**, *94*, 2778.
- (21) Vande Linde, S. R.; Hase, W. L. *J. Phys. Chem.* **1990**, *93*, 7962.
- (22) Vande Linde, S. R.; Hase, W. L. *J. Am. Chem. Soc.* **1989**, *111*, 2349.
- (23) Graul, S. T.; Bowers, M. T. *J. Am. Chem. Soc.* **1991**, *113*, 9696.
- (24) Viggiano, A. A.; Morris, R. A.; Paschkewitz, J. S.; Paulson, J. F. *J. Am. Chem. Soc.* **1992**, *114*, 10477.
- (25) Knighton, W. B.; Zook, D. R.; Grimsrud, E. P. *J. Am. Soc. Mass Spectrom.* **1990**, *1*, 372.

- (26) Knighton, W. B.; Grimsrud, E. P. *J. Am. Chem. Soc.* **1992**, *114*, 2336.
- (27) Su, T.; Morris, R. A.; Viggiano, A. A.; Paulson, J. F. *J. Phys. Chem.* **1990**, *94*, 8426.
- (28) Streitwieser, A. *Solvolytic Displacement Reactions*; McGraw-Hill: New York, 1962.



greater than all present and previous measurements obtained at pressures less than 4 Torr. In addition, the magnitude of the inverse temperature dependence of  $k_{\text{obs}}$  is significantly greater for the KIMMS measurements at 640 Torr than for the present measurements by PHPMS at 3 Torr or by the SIFT<sup>24</sup> at 0.5 Torr. These data suggest that this reaction system is altered away from the LP limit of kinetic behavior and toward the HP limit by the change in the buffer gas pressure from 3 to 640 Torr.

In principle, all rate constants and temperature dependencies of rate constants shown in Figure 2 contain information concerning the energy of the  $S_N2$  transition state for the Cl<sup>-</sup>/MeBr reaction. However, it presently seems unlikely that the rate constants in Figure 2 that were obtained at pressures lower than 4 Torr could be reliably used for accurate characterizations of the transition state. The reasons for this are summarized in the following paragraph.

Several recent experimental and theoretical studies have shown that the intermediate ion complexes involved in simple  $S_N2$  reactions can behave in a nonstatistical manner. Viggiano *et al.*<sup>24</sup> observed that the rate constant for the reaction of Cl<sup>-</sup> with MeBr decreases with increased relative kinetic energy of the reactants, but is not affected by increased internal energy of the neutral reactant, MeBr. This suggests inefficient energy transfer between the internal modes of (Cl<sup>-</sup>·MeBr)\*. In addition, Graul and Bowers<sup>23</sup> have found that the kinetic energy imparted to the Br<sup>-</sup> ion upon the unimolecular decomposition of (Cl<sup>-</sup>·MeBr)\* is much less than predicted by statistical phase space theory. This implies that the neutral product of this decomposition, MeCl, is formed in an internally excited state and that the internal energy within the complex was not randomly distributed prior to its decomposition. Also, recent calculations by Vande Linde and Hase<sup>19-22</sup> for the symmetric  $S_N2$  reaction Cl<sup>-</sup><sub>a</sub> + MeCl<sub>b</sub> → MeCl<sub>a</sub> + Cl<sup>-</sup><sub>b</sub> predict nonstatistical energy distributions within (Cl<sup>-</sup>·MeCl)\* ion complexes. In these studies, it was predicted that, during the lifetime of the ion complex, very little energy leaks into the internal modes that are associated with forward motion over the  $S_N2$  transition state. In view of these complexities, it appears that the statistical theoretical methods that are presently used for treatment of gas-phase kinetic data would not be expected to lead to an accurate characterization of the transition state for the Cl<sup>-</sup>/MeBr system from the kinetic data in Figure 2 that was determined at 4 Torr or lower pressures. In addition, it is possible that the measurements by PHPMS and SIFT in Figure 2 do not strictly represent LP kinetic behavior, since in the low-Torr pressure range it is possible that partial stabilization of the entrance- and exit-channel intermediates is occurring through collisions.

The KIMMS measurements in Figure 2 suggest that the Cl<sup>-</sup>/MeBr reaction has been moved toward the HP limit of kinetic behavior by use of 640 Torr of buffer gas. It is not clear, however, whether this reaction system has actually reached the HP limit at 640 Torr or is still in the intermediate MP range of kinetic behavior. In order to experimentally address this question, it would be useful to be able to measure its rate constants at pressures even greater than 640 Torr. While this extended capability of the KIMMS is anticipated, it is not yet available. However, some insight concerning this question can be found in recent calculations by Vande Linde and Hase<sup>19-22</sup> of the kinetic behavior of the closely related ion complex (Cl<sup>-</sup>·MeCl)\*. They predict that, if this complex is formed by collisions at about 300 K, it will have an average lifetime against back-dissociation of approximately 6 ps. Since the time between collisions for an ion in nitrogen buffer gas at 640 Torr of pressure is about 50 ps, these calculations predict that the Cl<sup>-</sup>/MeCl reaction system would be near, but not quite within, the HP limit of behavior at a pressure of 640 Torr. However, recent additional calculations by Hase and co-

workers<sup>31</sup> of the Cl<sup>-</sup>/MeBr reaction system also indicate that the lifetime of the (Cl<sup>-</sup>·MeBr)\* complex against back-dissociation will be somewhat greater than that of (Cl<sup>-</sup>·MeCl)\* at 300 K and this would place the Cl<sup>-</sup>/MeBr system nearer and possibly within the threshold of the HP limit of kinetic behavior. Therefore, in the present report, it will be tentatively assumed that the KIMMS measurements in Figure 2 represent kinetic behavior of the HP limit for this reaction system and we will proceed accordingly with the determination of the energy of the  $S_N2$  transition state for the Cl<sup>-</sup>/MeBr reaction from these KIMMS data.

In the HP limit for reaction 2, all species along the reaction coordinate will be in thermal equilibrium with the buffer gas. Since  $k_{\text{obs}}$  is about 2 orders of magnitude smaller than the collision rate,  $k_b$  is much greater than  $k_p$  and the rate-determining step is passage over the  $S_N2$  transition state,  $k_p$ . Under these conditions, conventional transition-state theory (TST) and eq 4 should apply.<sup>14</sup>

$$k_{\text{TST}} = f(kT/h)(Q_{\ddagger}/Q_{\text{Cl}^-}Q_{\text{MeBr}}) \exp(-\delta E_0/RT) \quad (4)$$

By this equation, the rate constant is determined by the transmission coefficient,  $f$ , by the partition functions,  $Q_i$ , of the reactants and envisioned transition state, and by the energy of the transition state,  $\delta E_0$ . Note that no knowledge of the intermediate ion complex or of the centrifugal barrier is required. Partial evaluation<sup>32</sup> of eq 4 leads to eq 5, where  $k_{\text{TST}}$  has units of

$$k_{\text{TST}} = (8.5 \times 10^{-13}) f T^{-1/2} (I_{\ddagger}/I_{\text{MeBr}}) (Q_{\ddagger}^v/Q_{\text{MeBr}}^v) \exp(-\delta E_0/RT) \quad (5)$$

cm<sup>3</sup> s<sup>-1</sup>,  $I_i$  are the moments of inertia (for rotation about the transverse axis) of the TS and MeBr, and  $Q_i^v$  are the vibrational partition functions for the TS and MeBr in which the vibration corresponding the motion along the reaction coordinate has been removed from  $Q_{\ddagger}^v$ . Because  $I_{\ddagger}$  and  $Q_{\ddagger}^v$  must be estimated from assumed models of the TS and the value of  $f$  is unknown, considerable uncertainty would accompany a determination of  $\delta E_0$  by eq 5 from a single rate constant measurement. A superior determination of  $\delta E_0$  can be obtained from the temperature dependence of the KIMMS rate constants since the  $T$  dependence of  $k_{\text{TST}}$  can be assumed to be independent of both  $f$  and  $I_{\ddagger}$  and will depend only on the low-frequency contributions to  $Q_{\ddagger}^v$ . The vibrational frequencies to be used here are the set previously assumed by Olmstead and Brauman<sup>1</sup> for the Cl<sup>-</sup>/MeBr system in which the three new low-frequency vibrations of the TS (two bend and one symmetric stretch vibrations of Cl-CH<sub>3</sub>-Br) are all assumed to be 200 cm<sup>-1</sup>. Using these parameters, the preexponential portion of eq 5 is found to have a temperature dependence over the range 35–150 °C that when expressed in the form  $\exp(-\alpha/RT)$  is given by  $\alpha = 0.8$  kcal/mol. Therefore, the temperature-dependent and -independent contributions to  $k_{\text{TST}}$  in eq 5 can be separated into the Arrhenius form given by eq 6, in

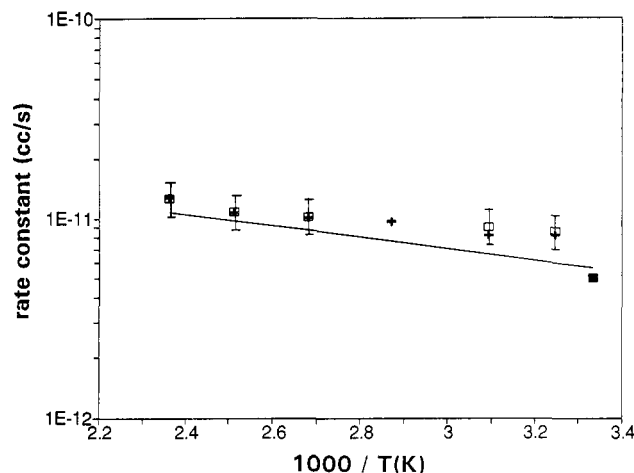
$$k_{\text{TST}} = A \exp(-E_a/RT) \quad (6)$$

which  $E_a = (0.8 \text{ kcal/mol} + \delta E_0)$ . From the slope of the plot of  $\log k_{\text{obs}}$  versus  $1/T$  for the KIMMS measurement (Figure 2), an experimental Arrhenius activation energy  $E_a = -1.4$  kcal/mol is obtained. Therefore,  $\delta E_0$  is determined from the measured temperature dependence by  $\delta E_0 = E_a - 0.8 \text{ kcal/mol} = -2.2 \text{ kcal/mol}$ .

Also shown in Figure 2 is the prediction for the absolute magnitudes of  $k_{\text{TST}}$  over the temperature range 35–150 °C as calculated from eq 5. For these calculations,  $f$  has been set to unity,  $\delta E_0$  has been set equal to -2.2 kcal/mol,  $Q_i^v$  were again calculated from frequencies provided by Olmstead and Brauman,

(31) Wang, H.; Zhu, L.; Hase, W. L. *J. Phys. Chem.*, submitted for publication.

(32) Skinner, G. B. *Introduction to Chemical Kinetics*; Academic Press: New York, 1974; Chapter 3.

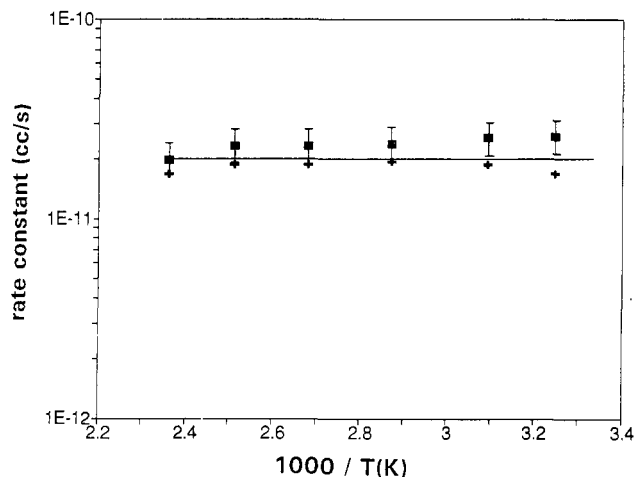


**Figure 3.** Arrhenius plots of the rate constants for the reaction of  $\text{Cl}^-$  with  $\text{EtBr}$  obtained by the KIMMS ( $\square$ ) at 640 Torr and the PHPMS (+) at 3 Torr. Arrhenius parameters obtained are listed in Table I. The solid line represents rate constants for this system previously reported by Caldwell *et al.*<sup>14</sup> using the PHPMS at 4 Torr. The solid square ( $\blacksquare$ ) is a room temperature measurement by Gronert *et al.*<sup>18</sup> using the SIFT at 0.5 Torr. Estimated uncertainties of present KIMMS and PHPMS measurements are  $\pm 20\%$ , as indicated by error bars included with KIMMS results.

$I_{\text{MeBr}}$  was set equal to 53 amu  $\text{\AA}^2$ , and  $I_*$  was assumed to be 580 amu  $\text{\AA}^2$ , a value obtained by assuming that the  $\text{Cl}-\text{C}$  and  $\text{C}-\text{Br}$  bond lengths in the TS will be about 30% greater than in  $\text{MeCl}$  and  $\text{MeBr}$ .<sup>20</sup> It is seen that these estimates for  $k_{\text{TST}}$  are in good agreement with the experimental values determined at atmospheric pressure. By changing the assumed value of  $f$  in eq 5 from 1.0 to 0.5 (in view of recent calculations for the closely related  $\text{Cl}^-/\text{MeCl}$  reaction system,<sup>19-22</sup> a value of  $f$  less than unity is plausible), the predictions of  $k_{\text{TST}}$  would be halved and thereby become essentially identical to the KIMMS measurements at all temperatures. Given the accumulated uncertainties in the individual terms in eq 5, however, the near-perfect agreement between TST theory with  $f$  set to 0.5 and the KIMMS results is presently considered to be fortuitous.

**Reactions of  $\text{Cl}^-$  with  $\text{EtBr}$  and  $n\text{-BuBr}$ .** Rate constants determined by the PHPMS at 3 Torr and by the KIMMS at 640 Torr for the reactions of chloride ion with ethyl bromide and with  $n$ -butyl bromide over the temperature range 35–150  $^\circ\text{C}$  are shown in Figures 3 and 4, respectively. For both of these reactions, it is seen that the measurements at 640 Torr do not differ significantly from those obtained at 3 Torr. In addition, the present measurements for both of these reaction systems are in good agreement with those of Caldwell *et al.*<sup>14</sup> by PHPMS at 4 Torr. A slight positive temperature dependence is indicated in Figure 3 for all of the measurements of the  $\text{Cl}^-/\text{EtBr}$  reaction, and a slight negative temperature dependence is indicated in Figure 4 for the  $\text{Cl}^-/n\text{-BuBr}$  reaction.

An interesting question raised by the data in Figures 3 and 4 is why the rate constants for the reactions of  $\text{Cl}^-$  with  $\text{EtBr}$  and  $n\text{-BuBr}$  are not significantly affected by the pressure change from 3 to 640 Torr as were the rate constants in Figure 2 for the corresponding reaction of  $\text{MeBr}$ . A likely explanation seems to be that these reaction systems are operating in their HP kinetic limits at 3 Torr, as well as at 640 Torr of total pressure. This explanation is feasible if the lifetime of the activated entrance-channel intermediate,  $(\text{Cl}^-\text{RBr})^*$ , against motion along the reaction coordinate is significantly greater for the cases of  $\text{R} = \text{Et}$  and  $n\text{-Bu}$  than for  $\text{R} = \text{Me}$ , due to their increased sizes and greater number of internal modes for energy distribution. The larger ion complexes for the cases  $\text{R} = \text{Et}$  and  $n\text{-Bu}$  might then become efficiently thermalized by collisions prior to their further motion along the reaction coordinate at 3 Torr, as well as at 640



**Figure 4.** Arrhenius plots of the rate constants for the reaction of  $\text{Cl}^-$  with  $n\text{-BuBr}$  obtained by the KIMMS ( $\blacksquare$ ) at 640 Torr and the PHPMS (+) at 3 Torr. Arrhenius parameters obtained are listed in Table I. The solid line represents rate constants for this system previously reported by Caldwell *et al.*<sup>14</sup> using PHPMS at 4 Torr. Estimated uncertainties of present KIMMS and PHPMS measurements are  $\pm 20\%$ , as indicated by error bars included with KIMMS results.

Torr of total pressure. In order to test this hypothesis further, it would be useful to compare the results in Figures 3 and 4 with those obtained by FTMS or ICR, which would reflect the behavior of this system in the LP range. Unfortunately, the reactions of  $\text{Cl}^-$  with  $\text{EtBr}$  and  $n\text{-BuBr}$  have not been reported by these methods, to our knowledge. However, support for this explanation can be found in the previous study by Caldwell *et al.*<sup>14</sup> They reported that the clustering reaction in eq 7 could be brought into



a state of chemical equilibrium within the PHPMS ion source at 4 Torr of pressure and at room temperature for the cases of  $\text{R} = \text{Et}$  and  $n\text{-Bu}$ , but not for the case of  $\text{R} = \text{Me}$ . They attributed this result to the longer  $(\text{Cl}^-\text{RBr})^*$  lifetimes for the cases of  $\text{R} = \text{Et}$  and  $n\text{-Bu}$  relative to that of  $\text{R} = \text{Me}$ .

It seems reasonable to assume that the KIMMS measurements of the  $\text{EtBr}$  and  $n\text{-BuBr}$  systems in Figures 3 and 4 represent the HP limit of kinetic behavior for these reactions. The Arrhenius activation energies, determined from these KIMMS measurements, are +0.8 kcal/mol for the  $\text{Cl}^-/\text{EtBr}$  reaction and -0.5 kcal/mol for the  $\text{Cl}^-/n\text{-BuBr}$  reaction. The energy of the  $S_N2$  transition states for these reactions can be obtained from these  $E_a$  values and the equations of TST in the same manner as described above for the  $\text{Cl}^-/\text{MeBr}$  system. Calculations of  $\alpha$  for the  $\text{Cl}^-/n\text{-BuBr}$  system using the vibrational frequencies assumed previously for this system by Olmstead and Brauman<sup>1</sup> again lead to  $\alpha = 0.8$  kcal/mol, as for the  $\text{Cl}^-/\text{MeBr}$  system above. This is primarily because three new vibrational modes of  $\bar{\nu} \approx 200 \text{ cm}^{-1}$  are again envisioned to be created in the  $\text{Cl}^-/n\text{-BuBr}$  TS.<sup>1</sup> Therefore, the TS energy for the  $\text{Cl}^-/n\text{-BuBr}$  reaction is  $\delta E_0 = E_a - \alpha = -1.3$  kcal/mol. If it is assumed that  $\alpha$  is also equal to 0.8 kcal/mol for the  $\text{Cl}^-/\text{EtBr}$  system,  $\delta E_0$  for the TS of this reaction is equal to 0.0 kcal/mol. Since the PHPMS measurements of the  $\text{Cl}^-/\text{EtBr}$  and  $\text{Cl}^-/n\text{-BuBr}$  systems in Figures 3 and 4 are also thought to represent HP kinetic behavior, the Arrhenius and TS energies determined from these PHPMS measurements are also listed in Table I and are seen to be in good agreement with the corresponding measurements by the KIMMS.

## Conclusions

It has been demonstrated here that new insight concerning dynamically complex gas-phase ion-molecule reactions can be gained by their kinetic study at greatly elevated pressures. It has

**Table I.** Values from Arrhenius Plots<sup>a</sup> of Rate Constants  $k = A \exp(-E_a/RT)$  for Gas-Phase Reactions  $\text{Cl}^- + \text{RBr} \rightarrow \text{RCl} + \text{Br}^-$ 

RBr	pressure <sup>b</sup>	$-\log A^c$	$E_a^d$	$\delta E_0^e$
MeBr	640	11.23	-1.4	-2.2
	3	10.90	-0.5	
EtBr	640	10.52	+0.8	0.0
	3	10.43	+1.0	+0.2
<i>n</i> -BuBr	640	10.95	-0.5	-1.3
	3	10.87	-0.3	-1.1

<sup>a</sup> Shown in Figures 2-4. <sup>b</sup> Experiments at 640 Torr performed by KIMMS, and at 3 Torr, by PHPMS. <sup>c</sup> Units of  $A$  are  $\text{cm}^3/\text{s}$ . <sup>d</sup> kcal/mol. <sup>e</sup>  $\delta E_0$  is defined in Figure 1 and is obtained from  $\delta E_0 = E_a - 0.8$  kcal.

been shown that the rate constants and temperature dependence of the rate constants for the reaction of  $\text{Cl}^-$  with MeBr are significantly different when measured in a buffer gas of 640 versus 3 Torr of pressure. Due to nonstatistical behavior previously

reported for the  $\text{Cl}^-/\text{MeBr}$  reaction system when observed under conditions of low buffer gas pressure, the present measurements at elevated pressure appear to offer a superior means of determining the energy of the  $\text{S}_{\text{N}}2$  transition state for this reaction. Under the tentative assumption that the  $\text{Cl}^-/\text{MeBr}$  reaction system is within its high-pressure limit of kinetic behavior at 640 Torr, the present KIMMS measurements indicate that the  $\text{S}_{\text{N}}2$  transition state for this reaction lies 2.2 kcal/mol below the energy of the reactants. Corresponding KIMMS measurements of the reactions of  $\text{Cl}^-$  with EtBr and with *n*-BuBr indicate that the transition states for these reactions lie 0.0 and 1.3 kcal/mol, respectively, below the energy of the reactants.

**Acknowledgment.** This work was supported by a grant from the Chemistry Division of the National Science Foundation (Grant CHE-9211615).