

Reduction of Tri(hetero)arylcarbinols to Tri(hetero)arylmethanes

Carmen Avendaño^{1, *}, Carmen de Diego¹, and José Elguero²

¹ Dpto. Química Orgánica y Farmacéutica, Facultad de Farmacia, Universidad Complutense, E-28040 Madrid, España

² Instituto de Química Médica, E-28006 Madrid, España

Summary. A series of seven new tri(hetero)arylmethanes has been prepared by reduction of the corresponding carbinols using a mixture of lithium aluminium hydride/aluminium trichloride. The yields are excellent (77–98%) except in the case of the tri(2-benzothienyl)derivative (41%). ¹H-NMR spectra are discussed.

Keywords. Tri(hetero)arylcarbinols; Tri(hetero)arylmethanes.

Reduktion von Tri(hetero)arylcarbinolen zu Tri(hetero)arylmethanen

Zusammenfassung. Durch die Reduktion der entsprechenden Carbinole mit Lithium-aluminiumhydrid/Aluminiumchlorid wurden sieben neue Tri(hetero)arylmethane in sehr guten Ausbeuten (77–98%) hergestellt. Eine Ausnahme bildet das Tri-(2-benzothienyl)-Derivat mit 41%. Die ¹H-NMR-Spektren werden diskutiert.

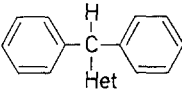

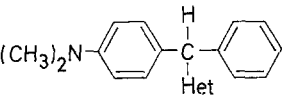
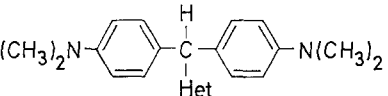
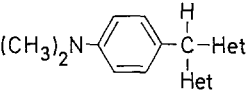
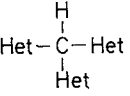
Introduction

Recently we reported the synthesis of tri(hetero)arylcarbonium salts as heterocyclic analogues of triarylmethane dyes by acid treatment of the corresponding tri(hetero)arylcarbinols [1, 2]. Some of these carbinols also showed a high reactivity against nucleophiles [3]. The present work represents a further extension of the reactivity studies, reporting the reduction of some representative carbinols.

Results and Discussion

Preliminary experiments on (2-thienyl)diphenylcarbinol using LiAlH₄/AlCl₃, Zn/AcOH and HI/AcOH as reduction systems, showed that the first one could give **1** in quantitative yield (Table 1). This result contrasted with the 50% yield reported for a similar reduction using formic acid [4]. The Zn/AcOH system afforded the lower yields in an order similar to that described in the synthesis of **2** from the corresponding carbinol [5]. The efficiency of the LiAlH₄/AlCl₃ reducing system was also showed with other (heteroaryl) diphenylcarbinols to give the methanes **2–6** as well as with (diheteroaryl) phenyl- and triheteroarylcarbinols to give

Table 1. Synthesis of compounds 1-8

Compound	No.	Het	Reduction	Yield (%)
	1	2-thienyl	Zn/AcOH	44
			HI/AcOH	76
	2	2-benzofuryl	LiAlH ₄ /AlCl ₃	94
			LiAlH ₄ /AlCl ₃	77
	3	2-benzothieryl	LiAlH ₄ /AlCl ₃	87
	4	2-benzofuryl	LiAlH ₄ /AlCl ₃	98
	5	2-benzothieryl	LiAlH ₄ /AlCl ₃	98
	6	1-methyl-2-indolyl	LiAlH ₄ /AlCl ₃	97
	7	2-benzothieryl	LiAlH ₄ /AlCl ₃	93
	8	2-benzothieryl	LiAlH ₄ /AlCl ₃	41
			HI/AcOH	56

the methanes **7** and **8** in excellent yields in most cases (Table 1). The system LiAlH₄/AlCl₃ has been highly efficient in the reduction of 9-aryl-9-fluorenols to 9-arylfluorenes [6] while the reduction of tris(imidazolyl)carbinols has been unsuccessful [7].

Compound **5** has been previously obtained by reaction of benzothiopheno-2-carbaldehyde and dimethylaniline [8].

The proton NMR spectra in deuteriochloroform of the tri(heteroaryl)aryl-methanes have been recorded for identification (see Experimental Part). The signal of the CH proton is sensitive to the nature of the aryl (heteroaryl) residues. Taking triphenylmethane ($\delta = 5.60$) as reference, the contribution of the other groups is clearly additive ($r^2 = 0.99$): *p*-dimethyl-aminophenyl, -0.11 ppm, 2-thienyl, $+0.12$ ppm, 2-(1'-methyl)indolyl, $+0.11$ ppm, 2-benzofuryl, 0.00 ppm, and 2-benzothieryl, $+0.21$ ppm. These values result from electronic [2] and anisotropic effects.

Experimental Part

Melting points: Büchi capillary melting point apparatus. IR-Spectra: Perkin-Elmer 457 spectrophotometer. ¹H-NMR-spectra: Perkin-Elmer R 24-B (60 MHz), CDCl₃ as solvent, shifts in ppm relative to TMS.

Method A. Reduction with Zn/AcOH

A mixture of 5 g Zn powder, 15 ml AcOH and 0.001 mol of the corresponding carbinol was refluxed for 4 h, neutralized with NaHCO₃ and the evaporated residue recrystallized.

Method B. Reduction with HI/AcOH

A mixture of 0.001 mol of the corresponding carbinol, 30 ml AcOH and 4.5 ml 57% HI was refluxed for 17 h, poured on water, and extracted with diethyl ether. The organic layers were washed with aqueous NaHSO₃, NaHCO₃ and, finally, with water. The combined extracts were dried over sodium sulphate and evaporated. The solid residues were purified by crystallization.

Method C. Reduction with LiAlH₄/AlCl₃

To a mixture of 0.1 g (0.002 mol) LiAlH₄ and 0.7 g (0.005 mol) anhydrous AlCl₃ in 100 ml dry diethyl ether, 0.001 mol of the corresponding tri(hetero)arylcarbinol were added. After refluxing 16 h, the reaction was cooled and a mixture of ice-water was slowly added. After separation of the organic layer, the mother liquors were extracted with diethyl ether and the solid residues obtained by evaporation of the dried organic extracts were recrystallized.

(2-Thienyl)diphenylmethane (1)

M.p. 61–63 °C (EtOH) (Lit. [4]: 63 °C). ¹H-NMR: δ = 5.70 (s, 1 H, CH), 6.70 (m, 1 H, H 4-Het), 6.90 (m, 1 H, H 3-Het), 7.20 (m, H 5-Het), 7.25 (m, Ph, overlapped signal).

(2-Benzofuryl)diphenylmethane (2)

M.p. 109–111 °C (EtOH/H₂O) (Lit. [5]: 113–114 °C). ¹H-NMR: δ = 5.55 (s, 1 H, CH), 6.25 (s, 1 H, H 3-Het), 7.0–7.6 (m, H 4-H 7-Het), 7.25 (m, Ph, overlapped signal).

(2-Benzothienyl)(4-dimethylaminophenyl)methane (3)

M.p. 129–131 °C (EtOH/H₂O). IR (KBr) ν: 1 610, 1 520, 1 355, 800, 750 cm⁻¹. ¹H-NMR: δ = 2.90 (s, 6 H, NMe₂), 5.65 (s, 1 H, CH), 6.65 (d, H 2 and H 6-*p*-NMe₂C₆H₄), 7.0–7.8 (m, H 4-H 7-Het), 7.25 (m, Ph, overlapped signal). Anal. calcd. for C₂₃H₂₁NS: C 80.42, H 6.16, N 4.07. Found: C 80.21, H 6.29, N 4.42.

(2-Benzofuryl)(4-dimethylaminophenyl)phenylmethane (4)

M.p. 96–98 °C (EtOH/H₂O). IR (KBr) ν: 1 610, 1 520, 1 450, 1 345, 810, 750 cm⁻¹. ¹H-NMR: δ = 2.90 (s, 6 H, NMe₂), 5.50 (s, 1 H, CH); 6.25 (s, 1 H, H 3-Het); 6.65 (d, 2 H, H 3 and H 5-*p*-NMe₂C₆H₄), 7.0–7.6 (m, H 4-H 7-Het), 7.10 (d, 2 H, H 2 and H 6-*p*-Me₂C₆H₄), 7.20 (m, 5 H, Ph). Anal. calcd. for C₂₃H₂₁NO: C 84.36, H 6.46, N 4.27. Found: C 84.49, H 6.31, N 4.50.

(2-Benzothienyl)bis(4-dimethylaminophenyl)methane (5)

M.p. 143–145 °C (EtOH/H₂O) (Lit. [8] 142–143 °C). ¹H-NMR: δ = 2.90 (s, 12 H, Me₂N), 5.55 (s, 1 H, CH), 6.65 (d, H 3 and H 5-*p*-NMe₂C₆H₄), 6.90 (s, 1 H, H 3-Het), 7.15 (d, 4 H, H 2 and H 6-*p*-NMe₂C₆H₄), 7.0–7.8 (m, H 4-H 7-Het).

(1-Methyl-2-indolyl)bis(4-dimethylaminophenyl)methane (6)

M.p. 145–146 °C (*EtOH/H₂O*). IR (KBr) ν : 1610, 1520, 1350, 820 cm^{-1} . $^1\text{H-NMR}$: δ = 2.90 (s, 12H, NMe_2), 3.50 (s, 3H, NMe), 5.45 (s, 1H, CH), 5.95 (s, 1H, H 3-Het), 6.70 (d, 4H, H 3 and H 5-*p*- $\text{NMe}_2\text{C}_6\text{H}_4$), 7.1–7.6 (m, h 4-H 7-Het), 7.10 (d, H 2 and H 6-*p*- $\text{NMe}_2\text{C}_6\text{H}_4$).

Bis(2-benzothienyl)(4-dimethylaminophenyl)methane (7)

M.p. 166–168 °C ($\text{Me}_2\text{CO}/\text{H}_2\text{O}$). IR (KBr) ν : 1610, 1520, 1360, 810, 745 cm^{-1} . $^1\text{H-NMR}$: δ = 2.95 (s, 6H, NMe_2), 5.90 (s, 1H, CH), 6.70 (d, 2H, H 3 and H 5-*p*- $\text{NMe}_2\text{C}_6\text{H}_4$), 7.10 (s, 2H, H 3-Het), 7.25 (d, H 2 and H 6-*p*- $\text{NMe}_2\text{C}_6\text{H}_4$), 7.2–7.9 (m, H 4-H 7-Het). Anal. calcd. for $\text{C}_{25}\text{H}_{21}\text{NS}_2$: C 75.14, H 5.29, N 3.50. Found: C 75.01, H 5.13, N 3.78.

Tris(2-benzothienyl)methane (8)

M.p. 133–134 °C (*EtOH/H₂*). IR (KBr) ν : 1430, 1300, 830, 735 cm^{-1} . $^1\text{H-NMR}$: δ = 6.20 (s, 4H, H 3-Het and CH); 7.1–7.9 (m, 12H, H 4-H 7-Het). Anal. calcd. for $\text{C}_{25}\text{H}_{16}\text{S}_3$: C 72.27, H 3.90. Found: 72.67, H 4.13.

References

- [1] De Diego C., Elguero J., Alcina A., Carrasco L., Avendaño C. (1988) *Ann. Trop. Med. Parasitol.* **82**: 235
- [2] De Diego C., Avendaño C., Elguero J. (1988) *Chemica Scripta* **28**: 403
- [3] Avendaño C., de Diego C., Elguero J., Florencio F., Sanz-Aparicio J. (1989) *J. Chem. Res.*: 190
- [4] Minnis V. (1929) *J. Am. Chem. Soc.* **51**: 2143
- [5] Livingstone R., Miller D., Morris S. (1960) *J. Chem. Soc.*: 602
- [6] Ballester M., Castañer J., Riera J., Pujadas J., Armet. O., Onrrubia C., Río J. A. (1984) *J. Org. Chem.* **49**: 770
- [7] Tang C. C., Davalian D., Huang P., Breslow R. (1978) *J. Am. Chem. Soc.* **100**: 3918
- [8] Ghaisas V. V., Kane B. J., Nord F. F. (1958) *J. Org. Chem.* **23**: 560

Received December 27, 1989. Accepted February 2, 1990