

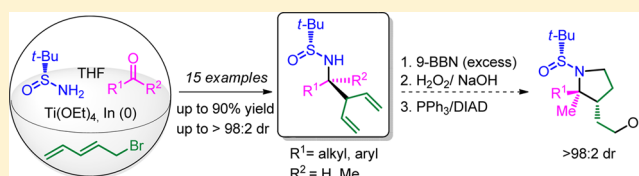
Regio- and Stereoselective Aminopentadienylation of Carbonyl Compounds

Irene Bosque, Emine Bagdatli,[†] Francisco Foubelo, and Jose C. Gonzalez-Gomez*

Departamento de Química Orgánica, Facultad de Ciencias and Instituto de Síntesis Orgánica (ISO), Universidad de Alicante, Apdo. 99, 03080 Alicante, Spain

Supporting Information

ABSTRACT: A simple and robust protocol is detailed for the preparation of enantioenriched α -substituted (1,4-pentadien-3-yl)amine derivatives. The methodology involves the addition of an in situ formed pentadienyl indium reagent to chiral *tert*-butylsulfinimines, previously formed in the same pot. The addition takes place with excellent γ -regio- and diastereoselectivity for a wide range of carbonyl compounds, including α -unsubstituted aldehydes and methyl alkyl ketones. The catalytic hydrogenation of the sulfinamines obtained provides a convenient access to chiral α -substituted (3-pentyl)amines. The hydroboration–oxidation of the α -(1,4-pentadien-3-yl)amine derivatives, followed by a cyclization under Mitsunobu conditions, takes place with an excellent diastereoselectivity governed by the chiral sulfinyl group.



INTRODUCTION

Pentadienylmetals can suffer from metallotropic 1,3- or 1,5-rearrangements and upon reaction with electrophiles can give rise to three possible regioisomers: the α , γ , and ϵ adducts. The addition to aldehydes or ketones of pentadienyl reagents of Mg,¹ Be,² Zn,³ Sn,⁴ Si,⁵ and B⁶ has been examined under different conditions. The regioselectivity differs from one case to another, but the γ adduct is the main product in most cases. Many of the protocols examined are limited by the use of hazardous or moisture-sensitive reagents, which complicates their manipulation or makes these procedures poorly reliable. Importantly, the alcohols obtained in the γ -pentadienylation of carbonyl compounds have proven to be valuable building blocks in the synthesis of more complex molecules.⁷

The pentadienylation of imines, using tributylpentadienyltin and Lewis acids (i.e., InCl₃) as additives, was studied by the group of Nishigaichi.⁸ In their work, the authors found that *N*-phenyl imines afford the ϵ adduct as the only regioisomer, presumably by Lewis acid activation of the imine and nucleophilic attack of the pentadienyltin species through an acyclic transition state. Remarkably, with less basic *N*-tosyl imines, the only regioisomer isolated was the corresponding γ adduct. The formation of this compound was explained by considering that, after transmetalation, the resulting pentadienylindium intermediate coordinates to the iminic nitrogen and reacts through a cyclic transition state (Scheme 1).

The indium-mediated Barbier-type reaction is superior to the aforementioned procedures, due to its experimental simplicity and because toxic reagents are avoided.⁹ In this context Araki and co-workers examined the addition of 2,4-pentadienyl indium derivatives, under Barbier conditions, observing the exclusive formation of γ adducts in the addition to carbonyl compounds.¹⁰ Soon after, the group of Fallis observed that in

situ formed 2,4-pentadienyl indium reacts smoothly with a range of carbonyl compounds, including α,β -unsaturated aldehydes and ketones, in DMF or aqueous media also with excellent γ selectivity.¹¹

The development of new practical methodologies for the γ -regioselective addition of pentadienyl metal reagents to imines is driven by the potential of the corresponding adducts in the construction of more complex molecules. An elegant example was recently illustrated by the group of Martin during the synthesis of racemic Pseudotabersonine.¹² This natural product was prepared from the adduct obtained by addition of a pentadienyl aluminum reagent to the corresponding aromatic imine (Scheme 2). Importantly, the same scaffold is present in other *Aspidosperma* alkaloids such as Aspidospermidine and Pandoline.

At the outset of this work, we were not aware of any stereocontrolled addition of pentadienyl indium reagent to imine derivatives.¹³ In this context we decided to expand the scope of our indium-mediated aminoallylation of aldehydes¹⁴ with chiral *tert*-butylsulfinamide¹⁵ by using a pentadienyl indium reagent, generated in situ. This approach would allow the regio- and stereoselective formation of chiral α -substituted (1,4-pentadien-3-yl)amines, which could act as building blocks for other interesting target molecules.

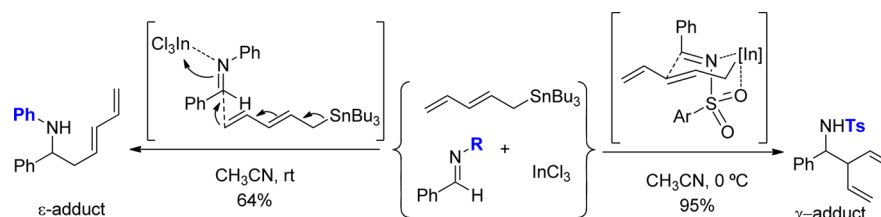
RESULTS AND DISCUSSION

The one-pot protocol developed in our research group for the α -aminoallylation of aldehydes was implemented to prepare several enantioenriched α -substituted (1,4-pentadien-3-yl)-amines. In this case, the required pentadienyl bromide was

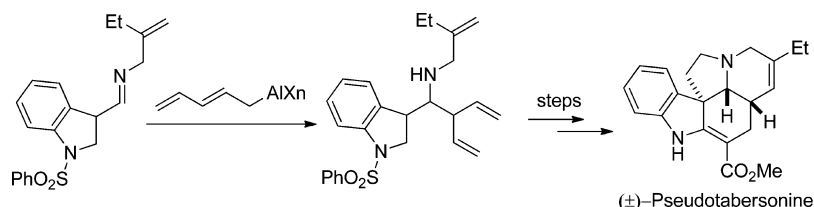
Received: December 23, 2013

Published: February 3, 2014



Scheme 1. Addition of Tributylpentadienylnitride Reagent to Imines Catalyzed by InCl_3 

Scheme 2. Pentadienylation of Imines in the Construction of Natural Product Scaffolds



prepared by reaction of commercially available penta-1,4-dien-3-ol with PBr_3 in diethyl ether at $0\text{ }^\circ\text{C}$ for 1 h. Our methodology involves the formation of the corresponding imine by condensation of an aldehyde with enantiopure *N*-*tert*-butylsulfonamide in the presence of $\text{Ti}(\text{OEt})_4$ and indium powder at room temperature. After 1 h, the prepared pentadienyl bromide was added to the reaction mixture and the temperature was increased to $60\text{ }^\circ\text{C}$. Under these conditions, a range of aldehydes was examined (Table 1).

Benzaldehyde afforded the corresponding γ adduct **4a** in only 14% yield as an inseparable mixture of 9:1 diastereoisomers.¹⁶ Better yields and good diastereoselectivities were achieved with more electron-deficient aromatic substrates such as 3- and 4-chlorobenzaldehyde (**2b,c**), although the bulkier 2-chlorobenzaldehyde afforded product **4d** in poorer yield. The α -branched cyclohexanecarbaldehyde gave a 74:26 mixture of γ/α adducts. The major γ regioisomer **4e** was isolated in good yield after column chromatography. Importantly, the configuration at the newly formed stereogenic center in **4e** was confirmed to be *R* by X-ray crystal diffraction analysis (see the Supporting Information), which fits with our working model that predicts addition of the allylic reagent onto the *si* face of the (*R*_S)-sulfonimine (Table 1). We were pleased to observe that α -unsubstituted aldehydes (**2f–i**), which are more challenging substrates with other allylic organometallic species due to their easy enolization, reacted well with this protocol. Notably, the presence of halogen atoms was tolerated in the substrates (**2b–d,g**) and only γ adducts were isolated in good yields and with excellent diastereoselectivity. The 1,2-addition product (**4j**) was isolated exclusively when cinnamaldehyde was examined. Furthermore when (*S*)-citronellal was examined with either enantiomer of the *N*-*tert*-butylsulfonamide, products **4k,l** were both obtained in very good yields and diastereoselectivities. The configuration at the newly stereogenic center formed was controlled by the chiral sulfur atom without remarkable matched or mismatched effect.

Encouraged by the good results reported for the indium-mediated allylation of *tert*-butylsulfinyl ketimines,¹⁷ we decided to apply our pentadienylation methodology to ketones (Scheme 3). In this case the formation of the corresponding ketimines required an increase of the temperature to $60\text{ }^\circ\text{C}$ and of the reaction time to 8 h, whereupon 5-bromo-1,3-pentadiene was added. That the indium powder was still active after the

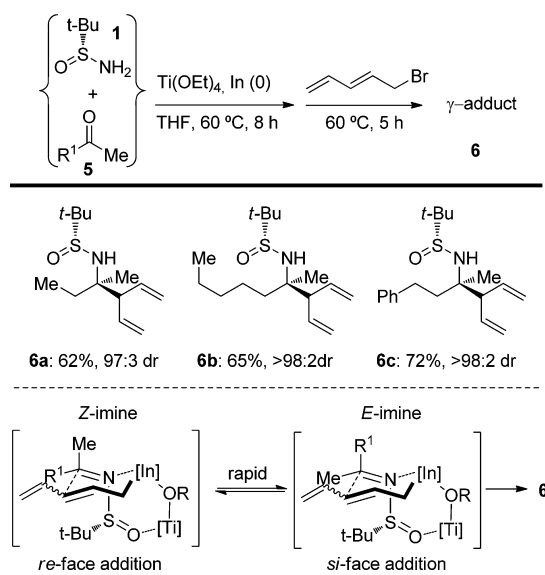
Table 1. Aminopentadienylation of Aldehydes^c

 4a : 14%, 90:10 dr	 4b : 66%, >98:2 dr	 4c : 83%, 90:10 dr	 4d : 21%, >98:2 dr
 4e : 55%, ^a >98:2 dr	 4f : 90%, 98:2 dr	 4g : 73%, >98:2 dr	 4h : ^b 70%, 98:2 dr
 4i : ^b 85%, 97:3 dr	 4j : 72%, 97:3 dr	 4k : 86%, >97:3 dr ^c	 4l : ^d 84%, >97:3 dr ^c

^aThe crude reaction mixture showed a 74:26 mixture of γ and α adducts. ^b*ent*-**4h** and *ent*-**4i** were also synthesized using *ent*-**1**. ^cSignals corresponding to diastereoisomers are not observed in the ^{13}C NMR spectra. ^dIn this case, *ent*-**1** was used. ^eIsolated yields and diastereomeric ratios (^1H NMR spectroscopy) after column chromatography are shown.

imine formation confirms the stability of the metal in the presence of moisture and/or ethanol at $60\text{ }^\circ\text{C}$. Aliphatic methyl ketones examined under these conditions (**5a–c**) afforded γ adducts exclusively (**6a–c**) in good yields and with excellent diastereoselectivities.¹⁸

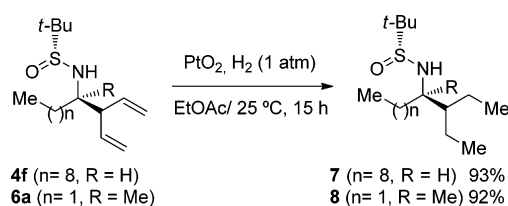
In order to evaluate the efficiency of this one-pot protocol, we isolated the *tert*-butylsulfinyl imine of 2-heptanone (72%)

Scheme 3. Aminopentadienylation of Methyl Alkyl Ketones^a

^aIsolated yields and diastereomeric ratios (determined by ¹H NMR spectroscopy) after column chromatography are shown.

and submitted this to indium-mediated pentadienylation in THF. Under these conditions compound **6b** was isolated in only 44% yield (32% over two steps), 2-heptanone being recovered as the major side product from a competitive hydrolytic process. We thus reasoned that the presence of Ti(OEt)₄ improved the conversion of the intermediate imine by minimizing its hydrolysis. Moreover, the presence of Ti(IV) could also accelerate the pentadienylation process versus hydrolysis. In Scheme 3 we propose a *hypothetically* more stable [4.4.0] bicyclic transition state where the indium metal is coordinated to an alkoxy ligand acting as a bridge with a titanium center bonded to the oxygen atom of the sulfinyl group. The combination of In(III) and Ti(IV) in the same transition state might account for a more efficient Lewis acid activation. Importantly, we have found the same degree and sense of diastereoselection for the one-pot methodology and the two-step procedure. More importantly, while the intermediate imine was isolated as an 83:17 mixture of *E/Z* isomers, compound **6b** was obtained as a single isomer. Consequently, we reasoned that a dynamic kinetic resolution takes place where the *E/Z* imines can rapidly interconvert in the presence of Lewis acids.¹⁹ The major diastereoisomer is formed from the addition of the pentadienyl indium reagent onto the *si* face of the (*R_S*,*E*)-imine, as previously observed in the two-step protocol.^{20,21}

At this point we decided to explore some synthetic applications of the obtained enantioenriched pentadienyl amines. Hydrogenation of both double bonds was accomplished for substrates **4f** and **6a** using PtO₂ as a catalyst. The sulfinyl group remained intact under these reaction conditions, thereby avoiding the deprotection of the amine functionality.²² The corresponding amines **7** and **8** were obtained in excellent yields without any detectable epimerization (Scheme 4). To the best of our knowledge, chiral amines α -substituted with a 3-pentyl moiety have not been reported so far. It is worth noting that a direct addition of 3-pentyl organometallic reagents to imines would be sterically disfavored and reduction or other

Scheme 4. Catalytic Hydrogenation of Pentadienyl Amines **4f** and **6a**

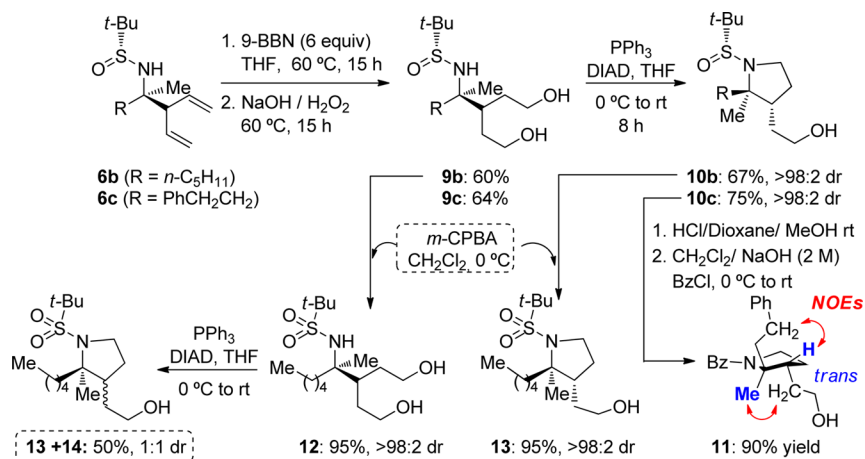
processes related to single-electron transfers are more reasonable in these cases (i.e., pinacol-like coupling reactions).

Given the occurrence of pyrrolidines in natural and synthetic bioactive compounds, we considered it of interest to develop a new entry to stereodefined 2,2,3-trisubstituted pyrrolidines. With this in mind, we submitted α -substituted pentadienyl amines **6b,c** to a hydroboration–oxidation sequence using an excess of 9-borabicyclo[3.3.1]nonane (9-BBN). The corresponding diols (**9b,c**; Scheme 5) were obtained in good yields and were submitted to Mitsunobu reaction conditions to explore the differentiation of the diastereotopic hydroxyethyl groups upon cyclization.²³ We were pleased to observe that the corresponding pyrrolidines (**10b,c**) were obtained with excellent diastereoselectivities and were isolated in very good yields as single isomers after column chromatography.²⁴ To elucidate the configuration of the new stereocenter, compound **10c** was transformed by conventional methods into the more rigid benzoyl derivative **11**. After the assignment of all signals of the ¹H NMR spectra of compound **11** (COSY and HSQC experiments were used), relevant NOEs were identified that clearly indicated a *trans* relationship between the methine proton and the methyl group. For a better understanding of this diastereoselective cyclization, we removed the chirality of the sulfinyl group by oxidation with *m*-CPBA and submitted the obtained sulfonamide **12** to the same Mitsunobu reaction conditions. This reaction afforded a 1:1 diastereomeric mixture of pyrrolidines **13** and **14**, accompanied by the tetrahydropyran byproduct **15** (see the Experimental Section). Oxidation of pyrrolidine **10b** took place smoothly to afford pyrrolidine **13** as a single isomer. This experiment demonstrates that the chirality of the sulfinyl group is essential for achieving a good diastereoselection in this Mitsunobu cyclization.

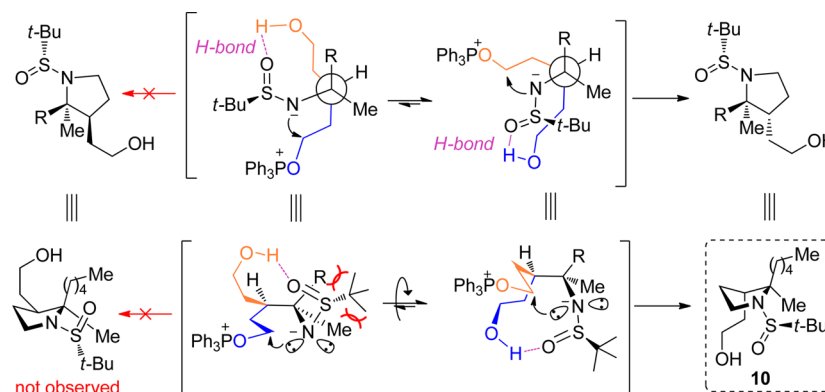
This excellent diastereoselectivity is noteworthy, since both alkyl groups attached to the quaternary center exhibit similar steric bulkiness. Accordingly, we reasoned that this unexpectedly high diastereoselection should be supported on kinetic grounds. To account for the key role of the chiral sulfinyl group in the diastereoselection, we postulate two possible transition states where the oxygen of the sulfinyl group is hydrogen-bonded to the remained hydroxyethyl group. The pyrrolidine ring formation takes place from the transition state that avoids nonbonding interactions of the *tert*-butyl group with the substituents attached to C-2 (Scheme 6).

CONCLUSION

The aminopentadienylation of carbonyl compounds with chiral *tert*-butylsulfinamide and in situ formed pentadienylium reagent provides a convenient access to chiral α -substituted amines with a 1,4-pentadien-3-yl unit from readily available starting materials. The protocol made use of In(0) and Ti(OEt)₄, which are nontoxic and do not require a careful exclusion of moisture and/or air. This methodology accom-

Scheme 5. Preparation of *trans*-(2,2,3)-Trisubstituted Pyrrolidines Fully Stereocontrolled by the Chiral *tert*-Butylsulfinyl Group

Scheme 6. Plausible Explanation for the Diastereoselective Mitsunobu Cyclization



modates electron-poor aromatic aldehydes, α,β -unsaturated aldehydes, and α -branched aliphatic aldehydes and is particularly efficient—in terms of yields and diastereoselectivities—with α -unsubstituted aldehydes and methyl alkyl ketones. Catalytic hydrogenation of some of the pentadienyl amines obtained allowed the formation of enantioenriched α -tertiary or quaternary 3-pentyl amines, which are otherwise difficult to prepare. Moreover, the hydroboration–oxidation of selected examples of pentadienyl amines, followed by a cyclization of the obtained amino diol under Mitsunobu reaction conditions, furnished the corresponding *trans*-2,2,3-trisubstituted pyrrolidines with excellent diastereoselectivity. It was demonstrated that the chirality of the sulfinyl group was essential for this high diastereoselection.

EXPERIMENTAL SECTION

General Remarks. (*R_S*)-*N*-*tert*-Butylsulfinyl amine **1** and its enantiomer (*ent*-**1**) were a gift of Medalchemy (>99% ee by chiral HPLC on a Chiracel AS column, *n*-hexane/*i*-PrOH 90/10, 1 mL/min, λ 222 nm). TLCs were performed on silica gel 60 F₂₅₄ using aluminum plates and were visualized with phosphomolybdic acid (PMA) or ninhydrin stain. Flash chromatography was carried out on hand-packed columns of silica gel 60 (230–400 mesh). Melting points are uncorrected. Optical rotations were measured using a polarimeter with a thermally jacketed 5 cm cell at approximately 20 °C, and concentrations (*c*) are given in g/100 mL. Infrared analyses were performed with a spectrophotometer equipped with an ATR component; wavenumbers are given in cm^{−1}. GC analyses were obtained with an HP-5 column (30 m × 0.25 mm, i.d. 0.25 μ m) and an EI (70 EV) detector. The temperature program was as follows: hold at

60 °C for 3 min, ramp from 60 to 270 °C at 15 °C/min, hold at 270 °C for 10 min. Mass spectra (EI) were obtained at 70 eV; fragment ions are given in *m/z* with relative intensities (%) in parentheses. HRMS analyses were also carried out in the electron impact mode (EI) at 70 eV using a quadrupole mass analyzer or in the electrospray ionization mode (ESI) using a TOF analyzer. ¹H NMR spectra were recorded at 300 or 400 MHz, using CDCl₃ or CD₃CN as the solvent and TMS as an internal standard (0.00 ppm); the data are reported as s (singlet), d (doublet), t (triplet), m (multiplet or unresolved), and br (broad signal), with coupling constant(s) in Hz and the integration. ¹³C NMR spectra were recorded with ¹H decoupling at 101 MHz using the solvent signal as reference (77.16 ppm for CDCl₃). DEPT-135 experiments were performed to assign CH, CH₂, and CH₃.

2,4-Pentadienyl Bromide (3).²⁵ To a stirred solution of PBr₃ (190 μ L, 2 mmol) in dry Et₂O (2.5 mL) under an Ar atmosphere was added 1,4-pentadien-3-ol (485 μ L, 5 mmol) dropwise over ca. 2 min at 0 °C. The resulting solution was stirred at 0 °C until the starting material disappeared (followed by GC: starting alcohol, *t_R* = 2.2 min; product, *t_R* = 4.0 min). The reaction was carefully quenched by the addition of brine (1 mL). The layers were separated, and the organics were washed sequentially with a saturated solution of NaHCO₃ (×3) and brine, dried over MgSO₄, and filtered. The volatiles were carefully removed at 40 °C under atmospheric pressure. The product was obtained as a colorless oil (447 mg, 60%, 97 wt % in Et₂O): ¹H NMR (300 MHz, CDCl₃) δ 6.46–6.22 (m, 2H), 5.90 (dt, *J* = 13.0, 7.8 Hz, 1H), 5.28 (d, *J* = 14.9 Hz, 1H), 5.17 (d, *J* = 10.2 Hz, 1H), 4.03 (d, *J* = 7.6 Hz, 2H).

General Procedure for the Synthesis of Sulfinamides 4. In a dry flask was placed (*R_S*)-*N*-*tert*-butylsulfinamide (**1**, 61 mg, 0.5 mmol) followed by indium powder (71 mg, 0.63 mmol). The reaction vessel was evacuated and put under an Ar atmosphere. Then a solution of the corresponding aldehyde (0.55 mmol) in dry THF (1 mL) and

Ti(OEt)₄ (225 μ L, 1 mmol) were added successively and the reaction mixture was stirred under Ar for 1 h at 23 °C. After this time, 2,4-pentadienyl bromide (110 mg, 0.75 mmol) was added to the mixture, and it was heated to 60 °C for 3 h. The mixture was allowed to reach room temperature and was carefully added over a stirred mixture of 4/1 EtOAc/brine (50 mL). The resulting white suspension was filtered through a short pad of Celite, washed with EtOAc and the organics were concentrated under reduced pressure. The resulting suspension was diluted in 4/1 EtOAc/hexane (50 mL) and filtered again through Celite, and the organics were concentrated under reduced pressure.

(R_s,S)-N-tert-Butylsulfinyl-1-phenyl-2-vinylbut-3-en-1-amine (4a). The crude product was prepared from PhCHO following the general procedure and purified by column chromatography (7/3 hexane/EtOAc). The expected product was obtained as a yellow oil (19 mg, 14%, 90:10 dr according to ¹H NMR): [α]_D²⁰ = -121.5° (c 1.3, CHCl₃); R_f = 0.12 (8/2 hexane/EtOAc); IR ν 3280, 3079, 2958, 1634, 1455, 1056, 917 cm⁻¹; for the major diastereoisomer ¹H NMR (300 MHz, CDCl₃) δ 7.38–7.28 (m, 5H), 5.81 (ddd, J = 17.0, 10.2, 9.0 Hz, 1H), 5.57 (ddd, J = 17.3, 10.5, 7.1 Hz, 1H), 5.33–5.20 (m, 2H), 5.03–4.88 (m, 2H), 4.28 (dd, J = 8.7, 1.5 Hz, 1H), 3.92 (br s, 1H), 3.07 (dd, J = 16.2, 8.4 Hz, 1H), 1.18 (s, 9H); ¹³C NMR (101 MHz, CDCl₃) δ 139.7 (C), 137.7 (CH), 136.4 (CH), 128.9 (CH), 128.3 (CH), 127.9 (CH), 119.0 (CH₂), 117.5 (CH₂), 60.2 (CH), 56.0 (CH), 55.8 (C), 22.8 (CH₃); CG t_R = 14.6 min; LRMS (EI) m/z (%) 154 (13), 153 (100), 137 (7), 136 (25), 129 (8), 105 (21), 104 (25), 77 (11); HRMS (EI) calcd for C₁₆H₂₃NOS – C₄H₈ 221.0874, found 221.0888.

(R_s,1S)-N-tert-Butylsulfinyl-1-(4-chlorophenyl)-2-vinylbut-3-en-1-amine (4b). The title compound was prepared from *p*-Chlorobenzaldehyde following the general procedure and purified by column chromatography (7/3 hexane/EtOAc). The expected product was obtained as a yellow oil (102 mg, 66%, single diastereoisomer according to ¹H NMR): [α]_D²⁰ = 150.7° (c 0.69, CHCl₃); R_f = 0.20 (7/3 hexane/EtOAc); IR ν 3277, 3080, 2979, 2959, 1737, 1635, 1597, 1490, 1062, 1013, 919, 828 cm⁻¹; ¹H NMR (300 MHz, CDCl₃) δ 7.33–7.27 (m, 2H), 7.24–7.18 (m, 2H), 5.78 (ddd, J = 17.0, 10.2, 9.0 Hz, 1H), 5.54 (ddd, J = 17.4, 10.4, 7.2 Hz, 1H), 5.30 (dd, J = 10.3, 1.6 Hz, 1H), 5.24 (ddd, J = 17.1, 1.6, 0.7 Hz, 1H), 5.00 (dt, J = 10.4, 1.3 Hz, 1H), 4.93 (dt, J = 17.2, 1.3 Hz, 1H), 4.26 (dd, J = 8.6, 1.3 Hz, 1H), 3.91 (s, 1H), 3.02 (dd, J = 16.4, 8.6 Hz, 1H), 1.17 (s, 9H); ¹³C NMR (101 MHz, CDCl₃) δ 138.3 (C), 137.4 (CH), 136.1 (CH), 133.7 (C), 130.2 (CH), 128.6 (CH), 119.3 (CH₂), 117.9 (CH₂), 59.5 (CH), 56.1 (CH), 55.9 (C), 22.7 (CH₃); CG t_R = 16.0 min; LRMS (EI) m/z (%) 189 (33), 187 (100), 170 (5), 157 (3), 142 (5), 141 (14), 140 (10), 139 (33), 138 (21), 128 (4), 67 (5); HRMS (ESI) calcd for C₁₆H₂₃NOSCl (M + H) 312.1189, found 312.1185.

(R_s,1S)-N-tert-Butylsulfinyl-1-(3-chlorophenyl)-2-vinylbut-3-en-1-amine (4c). The title compound was prepared from *m*-chlorobenzaldehyde following the general procedure and purified by column chromatography (7/3 hexane/EtOAc). The expected product was obtained as a colorless oil (129 mg, 83%, 90:10 dr according to ¹H NMR): [α]_D²⁰ = -105.8° (c 0.72, CHCl₃); R_f = 0.30 (7/3 hexane/EtOAc); IR ν 3276, 3217, 2978, 2960, 1634, 1597, 1574, 1474, 1316, 1056, 920, 752 cm⁻¹; ¹H NMR (400 MHz, CDCl₃) δ 7.29–7.27 (m, 1H), 7.27–7.24 (m, 2H), 7.19–7.14 (m, 1H), 5.78 (ddd, J = 17.1, 10.2, 9.0 Hz, 1H), 5.56 (ddd, J = 17.4, 10.4, 7.2 Hz, 1H), 5.30 (dd, J = 10.2, 1.4 Hz, 1H), 5.25 (dd, J = 17.1, 0.7 Hz, 1H), 5.04–4.99 (m, 1H), 4.95 (dt, J = 17.2, 1.3 Hz, 1H), 4.26 (dd, J = 8.6, 1.2 Hz, 1H), 3.91 (s, 1H), 3.03 (q, J = 8.4 Hz, 1H), 1.19 (s, 9H); ¹³C NMR (101 MHz, CDCl₃) δ 142.0 (C), 137.3 (CH), 136.0 (CH), 134.3 (C), 129.5 (CH), 128.7 (CH), 128.1 (CH), 127.2 (CH), 119.4 (CH₂), 118.0 (CH₂), 59.7 (CH), 56.0 (CH), 55.9 (C), 22.7 (CH₃); CG t_R = 15.8 min; LRMS (EI) m/z (%) 189 (38), 188 (10), 187 (100), 170 (12), 157 (4), 142 (6), 141 (13), 140 (10), 139 (28), 138 (20), 128 (5), 67 (5); HRMS (ESI) calcd for C₁₆H₂₃NOSCl 312.1189, found 312.1186.

(R_s,1S)-N-tert-Butylsulfinyl-1-(2-chlorophenyl)-2-vinylbut-3-en-1-amine (4d). The title compound was prepared from *o*-chlorobenzaldehyde following the general procedure and purified by column chromatography (7/3 hexane/EtOAc). The expected product was obtained as a colorless oil (33 mg, 21%, single diastereoisomer

according to ¹H NMR): [α]_D²⁰ = -113.8° (c 0.60, CHCl₃); R_f = 0.29 (7/3 hexane/EtOAc); IR ν 3281, 3079, 2978, 2959, 1634, 1573, 1473, 1363, 1062, 919, 730 cm⁻¹; ¹H NMR (300 MHz, CDCl₃) δ 7.38–7.32 (m, 2H), 7.25 (td, J = 7.5, 1.5 Hz, 1H), 7.22–7.17 (m, 1H), 5.84 (ddd, J = 17.1, 10.2, 8.7 Hz, 1H), 5.74 (ddd, J = 17.4, 10.4, 7.3 Hz, 1H), 5.28 (dd, J = 10.2, 1.4 Hz, 1H), 5.21 (d, J = 17.1 Hz, 1H), 5.02 (d, J = 10.4 Hz, 1H), 4.97 (dt, J = 17.1, 1.4 Hz, 1H), 4.94 (s, 1H), 3.86 (s, 1H), 3.18 (dd, J = 15.1, 7.4 Hz, 1H), 1.17 (s, 9H); ¹³C NMR (101 MHz, CDCl₃) δ 137.8 (C), 136.9 (CH), 136.1 (CH), 134.4 (C), 129.8 (CH), 129.7 (CH), 128.7 (CH), 126.7 (CH), 119.3 (CH₂), 117.7 (CH₂), 56.1 (CH), 55.9 (C), 55.1 (CH), 22.7 (CH₃); CG t_R = 15.5 min; LRMS (EI) m/z (%) 189 (30), 187 (100), 170 (7), 142 (6), 141 (13), 140 (10), 139 (30), 138 (21), 128 (6), 67 (5); HRMS (ESI) calcd for C₁₆H₂₃NOSCl 312.1189, found 312.1187.

(R_s,1R)-N-tert-Butylsulfinyl-1-cyclohexyl-2-vinylbut-3-en-1-amine (4e). The crude product prepared from cyclohexanecarbaldehyde was obtained as a mixture of α - and γ -allylic products (26:74 according to ¹H NMR) following the general procedure. The desired γ product was purified by column chromatography (9/1 hexane/EtOAc), giving a colorless wax (78 mg, 55%, single diastereoisomer according to ¹H NMR): [α]_D²⁰ = -72.8° (c 0.73, CHCl₃); R_f = 0.20 (8/2 hexane/EtOAc); IR ν 3292, 3232, 3075, 2978, 2924, 2852, 1638, 1449, 1363, 1059, 995, 912, 752 cm⁻¹; ¹H NMR (300 MHz, CDCl₃) δ 5.94–5.81 (m, 2H), 5.21–5.07 (m, 4H), 3.32 (d, J = 5.3 Hz, 1H), 3.15–3.05 (m, 2H), 1.79–1.48 (m, 6H), 1.23 (s, 9H), 1.21–0.97 (m, 5H). ¹³C NMR (101 MHz, CDCl₃) δ 138.6 (CH), 138.1 (CH), 117.4 (CH₂), 117.3 (CH₂), 62.7 (CH), 56.5 (C), 52.0 (CH), 40.7 (CH), 31.5 (CH₃), 27.8 (CH₂), 26.7 (CH₂), 26.6 (CH₂), 26.3 (CH₂), 23.1 (CH₃); CG t_R = 14.7 min; LRMS (EI) m/z (%) 227 (7), 160 (24), 159 (100), 144 (59), 96 (31), 95 (53), 94 (11), 81 (32), 79 (11), 77 (28), 68 (13), 67 (22), 55 (18); HRMS (EI) calcd for C₁₆H₂₉NOS – C₄H₈ 227.1344, found 227.1339.

(R_s,4R)-N-tert-Butylsulfinyl-3-vinyltridec-1-en-4-amine (4f). The crude product (93:7 dr according to ¹H NMR) prepared from decanal following the general procedure was purified by column chromatography (9/1 hexane/EtOAc). The expected product was obtained as a yellow oil (150 mg, 90%, 98:2 dr according to ¹H NMR): [α]_D²⁰ = -50.3° (c 1.01, CHCl₃); R_f = 0.23 (8/2 hexane/EtOAc); IR ν 3290, 3209, 3077, 2954, 2924, 2854, 1635, 1466, 1362, 1065, 999, 914, 721 cm⁻¹; ¹H NMR (300 MHz, CDCl₃) δ 5.86–5.80 (m, 1H), 5.80–5.74 (m, 1H), 5.27–5.07 (m, 4H), 3.42 (d, J = 7.0 Hz, 1H), 3.32–3.23 (m, 1H), 3.16 (dd, J = 13.5, 7.3 Hz, 1H), 1.56–1.50 (m, 1H), 1.32–1.23 (m, 15H), 1.21 (s, 9H), 0.88 (t, J = 6.9 Hz, 3H); ¹³C NMR (101 MHz, CDCl₃) δ 137.8 (CH), 136.4 (CH), 119.1 (CH₂), 117.2 (CH₂), 58.8 (CH), 56.2 (C), 53.3 (CH), 32.0 (CH₂), 31.5 (CH₂), 29.7 (CH₂), 29.7 (CH₂), 29.5 (CH₂), 29.4 (CH₂), 25.6 (CH₂), 22.9 (CH₃), 22.8 (CH₂), 14.3 (CH₃); CG t_R = 16.3 min; LRMS (EI) m/z (%) 271 (7), 270 (1), 222 (11), 204 (16), 203 (100), 156 (7), 95 (14), 84 (30), 70 (48), 55 (20); HRMS (EI) calcd for C₁₉H₃₇NOS – C₄H₈ 271.1970, found 271.1973.

(R_s,4R)-N-tert-Butylsulfinyl-8-bromo-3-vinyloct-1-en-4-amine (4g). The crude product (94:6 dr according to ¹H NMR) prepared from 5-bromopentanal²⁶ following the general procedure was purified by column chromatography (8/2 hexane/EtOAc). The expected product was obtained as a yellow oil (122 mg, 73%, single diastereoisomer according to ¹H NMR): [α]_D²⁰ = -52.4° (c 1.13, CHCl₃); R_f = 0.27 (7/3 hexane/EtOAc); ¹H NMR (300 MHz, CDCl₃) δ 5.87–5.69 (m, 2H), 5.36–5.05 (m, 4H), 3.45 (dd, J = 6.8, 5.1 Hz, 1H), 3.40 (t, J = 6.6 Hz, 2H), 3.32–3.22 (m, 1H), 3.16 (dd, J = 14.2, 6.9 Hz, 1H), 1.96–1.76 (m, 2H), 1.68–1.54 (m, 2H), 1.49–1.29 (m, 2H), 1.22 (s, 9H); ¹³C NMR (101 MHz, CDCl₃) δ 137.6 (CH), 136.1 (CH), 119.4 (CH₂), 117.5 (CH₂), 58.4 (CH), 56.2 (C), 53.2 (CH), 33.8 (CH₂), 32.6 (CH₂), 30.6 (CH₂), 24.2 (CH₂), 22.9 (CH₃); CG t_R = 15.4 min; LRMS (EI) m/z (%) 281 (4), 279 (4), 214 (9), 213 (100), 212 (10), 211 (97), 200 (7), 144 (10), 104 (8), 95 (11), 85 (5), 84 (38), 83 (4), 81 (22), 79 (9), 77 (17), 69 (14), 68 (24), 67 (45), 56 (12), 55 (18), 53 (12); HRMS (EI) calcd for C₁₄H₂₆BrNOS – C₄H₈ 279.0292, found 279.0290.

(R_s,2R)-N-tert-Butylsulfinyl-1-phenyl-3-vinylpent-4-en-2-amine (4h). The crude product (97:3 dr according to ¹H NMR) was

prepared from phenylethanal, following the general procedure, and purified by column chromatography (8/2 hexane/EtOAc). The expected product was obtained as a yellow oil (102 mg, 70%, 98:2 dr according to ^1H NMR): $[\alpha]_{\text{D}}^{20} = -21.1^\circ$ (c 0.73, CHCl_3); $R_f = 0.29$ (7/3 hexane/EtOAc); IR ν 3291, 3074, 2981, 1495, 1455, 1216, 1057, 921, 747 cm^{-1} ; ^1H NMR (300 MHz, CDCl_3) δ 7.31–7.13 (m, 5H), 5.99–5.79 (m, 2H), 5.36–5.12 (m, 4H), 3.59 (ddd, $J = 13.6, 8.2, 4.7$ Hz, 1H), 3.44 (d, $J = 7.2$ Hz, 1H), 3.22 (dd, $J = 12.2, 7.3$ Hz, 1H), 2.91 (dd, $J = 14.0, 4.9$ Hz, 1H), 2.60 (dd, $J = 13.9, 9.0$ Hz, 1H), 1.04 (s, 9H); ^{13}C NMR (101 MHz, CDCl_3) δ 138.9 (C), 136.9 (CH), 136.2 (CH), 129.5 (CH), 128.2 (CH), 126.2 (CH), 119.5 (CH_2), 117.8 (CH_2), 60.8 (CH), 56.0 (C), 52.4 (CH), 38.2 (CH_2), 22.5 (CH_3); CG $t_R = 16.4$ min; LRMS (EI) m/z (%) 235 (5), 167 (5), 146 (5), 145 (8), 144 (100), 128 (6), 104 (24), 92 (7), 91 (35), 81 (19), 68 (4); HRMS (EI) calcd for $\text{C}_{17}\text{H}_{25}\text{NOS} - \text{C}_4\text{H}_8$ 235.1031, found 235.1032.

(*S*,2*S*)-*N*-tert-Butylsulfinyl-1-phenyl-3-vinylpent-4-en-2-amine (ent-4h). The title compound was prepared from (*S*_c)-*N*-tert-butylsulfinamide (ent-1) following the same general procedure, giving a yellow oil (100 mg, 69%). Physical and spectroscopic data were found to be the same as for 4h, except for the optical rotation: $[\alpha]_{\text{D}}^{20} = +20.4^\circ$ (c 1.2, CHCl_3).

(*R*,3*R*)-*N*-tert-Butylsulfinyl-1-phenyl-4-vinylhex-5-en-3-amine (4i). Compound 4i was prepared from 3-phenylpropanal following the general procedure. After purification by column chromatography (8/2 hexane/EtOAc), the expected product was obtained as a yellow oil (130 mg, 85%, 97:3 dr according to ^1H NMR): $[\alpha]_{\text{D}}^{20} = -61.5^\circ$ (c 0.85, CHCl_3); $R_f = 0.17$ (8/2 hexane/EtOAc); IR ν 3286, 3079, 2977, 2950, 1635, 1602, 1455, 1057, 917 cm^{-1} ; ^1H NMR (300 MHz, CDCl_3) δ 7.34–7.29 (m, 2H), 7.27–7.14 (m, 3H), 5.88–5.71 (m, 2H), 5.34–5.23 (m, 2H), 5.23–5.11 (m, 2H), 3.56 (d, $J = 7.1$ Hz, 1H), 3.35 (tdd, $J = 7.2, 5.3, 3.6$ Hz, 1H), 3.24 (dd, $J = 13.9, 6.9$ Hz, 1H), 2.82–2.73 (m, 1H), 2.61 (ddd, $J = 13.7, 10.4, 6.3$ Hz, 1H), 1.99–1.89 (m, 1H), 1.72–1.60 (m, 1H), 1.28 (s, 9H); ^{13}C NMR (101 MHz, CDCl_3) δ 142.0 (C), 137.7 (CH), 136.0 (CH), 128.6 (CH), 128.5 (CH), 126.1 (CH), 119.6 (CH_2), 117.4 (CH_2), 58.3 (CH), 56.3 (C), 53.3 (CH), 33.6 (CH_2), 32.0 (CH_2), 23.0 (CH_3); CG $t_R = 16.3$ min; LRMS (EI) m/z (%) 249 ($\text{M}^+ - \text{C}_4\text{H}_8$, 8), 181 (18), 145 (8), 133 (11), 132 (10), 118 (12), 117 (81), 96 (24), 92 (10), 91 (100), 81 (5), 77 (8), 67 (9), 65 (10); HRMS (EI) calcd for $\text{C}_{18}\text{H}_{27}\text{NOS} - \text{C}_4\text{H}_8$ 249.1187, found 249.1176.

(*S*,3*S*)-*N*-tert-Butylsulfinyl-1-phenyl-4-vinylhex-5-en-3-amine (ent-4i). The title compound was prepared from (*S*_c)-*N*-tert-butylsulfinamide (ent-1) following the same general procedure, giving a colorless oil (122 mg, 80%, 97:3 dr according to ^1H NMR). Physical and spectroscopic data were found to be the same as for 4i, except for the optical rotation: $[\alpha]_{\text{D}}^{20} = +56.4^\circ$ (c 1.7, CHCl_3).

(*R*,1*E*,3*R*)-*N*-tert-Butylsulfinyl-1-phenyl-4-vinylhexa-1,5-dien-3-amine (4j). Compound 4j was prepared from cinnamaldehyde following the general procedure. After purification by column chromatography (9/1 hexane/EtOAc), the expected product was obtained as a white solid (109 mg, 72%, 97:3 dr according to ^1H NMR): mp 47.9–50.0 $^\circ\text{C}$; $[\alpha]_{\text{D}}^{20} = +133.5^\circ$ (c 1.01, CHCl_3); $R_f = 0.30$ (7/3 hexane/EtOAc); IR ν 3281, 3079, 2977, 1635, 1363, 1059, 966, 918, 752 cm^{-1} ; ^1H NMR (300 MHz, CDCl_3) δ 7.42–7.28 (m, 4H), 7.27–7.22 (m, 1H), 6.61 (d, $J = 15.8$ Hz, 1H), 5.98 (dd, $J = 15.9, 8.0$ Hz, 1H), 5.95–5.75 (m, 2H), 5.32–5.12 (m, 4H), 3.99 (td, $J = 7.2, 2.6$ Hz, 1H), 3.67 (d, $J = 2.7$ Hz, 1H), 3.05 (q, $J = 7.3$ Hz, 1H), 1.23 (s, 9H); ^{13}C NMR (101 MHz, CDCl_3) δ 137.2 (CH), 136.7 (C), 136.5 (CH), 133.9 (CH), 128.7 (CH), 128.0 (CH), 127.9 (CH), 126.7 (CH), 118.5 (CH_2), 118.3 (CH_2), 59.1 (CH), 55.8 (C), 54.3 (CH), 22.8 (CH_3); CG $t_R = 16.7$ min; LRMS (EI) m/z (%) 228 (5), 181 (6), 180 (11), 179 (97), 162 (5), 141 (5), 131 (13), 130 (100), 129 (8), 117 (12), 116 (88), 115 (39), 103 (11), 91 (14), 78 (5), 77 (17), 67 (6); HRMS (EI) calcd for $\text{C}_{18}\text{H}_{25}\text{NOS} - \text{C}_4\text{H}_8$ 247.1031, found 247.1040.

(*R*,4*R*,6*S*)-*N*-tert-Butylsulfinyl-6,10-dimethyl-3-vinylundeca-1,9-dien-4-amine (4k). The product was prepared from (*S*)-citronellal, following the general procedure, and purified by column chromatography (8/2 hexane/EtOAc). The expected product was obtained as a yellow oil (139 mg, 86%, >97:3 dr according to ^{13}C

NMR): $[\alpha]_{\text{D}}^{20} = -31.5^\circ$ (c 0.93, CHCl_3); $R_f = 0.32$ (7/3 hexane/EtOAc); IR ν 3288, 3080, 2958, 2928, 1635, 1457, 1363, 1059, 1001, 917, 798 cm^{-1} ; ^1H NMR (300 MHz, CDCl_3) δ 5.90–5.70 (m, 2H), 5.31–5.20 (m, 2H), 5.15 (dt, $J = 4.5, 1.6$ Hz, 1H), 5.11 (dt, $J = 11.0, 1.6$ Hz, 1H), 5.08–5.02 (m, 1H), 3.44–3.31 (m, 2H), 3.26 (t, $J = 6.9$ Hz, 1H), 1.96 (q, $J = 7.3$ Hz, 2H), 1.66 (d, $J = 1.0$ Hz, 3H), 1.59 (s, 3H), 1.57–1.52 (m, 1H), 1.35–1.23 (m, 4H), 1.21 (s, 9H), 0.85 (d, $J = 6.6$ Hz, 3H); ^{13}C NMR (101 MHz, CDCl_3) δ 137.8 (CH), 135.7 (CH), 131.2 (C), 124.7 (CH), 119.8 (CH_2), 116.7 (CH_2), 57.9 (CH), 56.2 (C), 53.9 (CH), 38.9 (CH_2), 37.8 (CH_2), 28.5 (CH), 25.7 (CH_3), 25.4 (CH_2), 22.7 (CH_3), 18.7 (CH_3), 17.7 (CH_3); CG $t_R = 15.5$ min; LRMS (EI) m/z (%) 220 (33), 201 (12), 193 (23), 178 (45), 168 (5), 152 (76), 137 (49), 121 (38), 109 (100), 96 (44), 81 (97), 69 (89), 55 (35); HRMS (EI) calcd for $\text{C}_{19}\text{H}_{35}\text{NOS} - \text{C}_4\text{H}_8$ 269.1813, found 269.1808.

(*S*,4*S*,6*S*)-*N*-tert-Butylsulfinyl-6,10-dimethyl-3-vinylundeca-1,9-dien-4-amine (4l). The product was prepared from (*S*)-citronellal and ent-1, following the general procedure, and purified by column chromatography (8/2 hexane/EtOAc). The expected product was obtained as a yellow oil (137 mg, 84%, >97:3 dr according to ^{13}C NMR): $[\alpha]_{\text{D}}^{20} = +30.5^\circ$ (c 1.02, CHCl_3); $R_f = 0.28$ (7/3 hexane/EtOAc); IR ν 3290, 3077, 2958, 2924, 1635, 1456, 1362, 1059, 1001, 916, 794 cm^{-1} ; ^1H NMR (300 MHz, CDCl_3) δ 5.87–5.74 (m, 2H), 5.32–5.21 (m, 2H), 5.18–5.05 (m, 3H), 3.43–3.34 (m, 2H), 3.24 (t, $J = 8.2$ Hz, 1H), 2.00 (td, $J = 15.0, 6.8$ Hz, 1H), 1.94–1.83 (m, 1H), 1.68 (d, $J = 1.0$ Hz, 3H), 1.60 (s, 3H), 1.45–1.35 (m, 3H), 1.21 (s, 9H), 1.19–1.13 (m, 1H), 1.13–1.01 (m, 1H), 0.89 (d, $J = 6.7$ Hz, 3H); ^{13}C NMR (101 MHz, CDCl_3) δ 137.4 (CH), 136.0 (CH), 131.2 (C), 124.7 (CH), 119.6 (CH_2), 117.0 (CH_2), 57.6 (CH), 56.1 (C), 53.3 (CH), 39.3 (CH_2), 35.6 (CH_2), 28.7 (CH), 25.7 (CH_3), 25.1 (CH_2), 22.7 (CH_3), 20.4 (CH_3), 17.7 (CH_3); CG $t_R = 15.6$ min; LRMS (EI) m/z (%) 220 (33), 201 (12), 193 (25), 178 (47), 168 (5), 152 (77), 137 (47), 121 (35), 109 (100), 96 (44), 81 (92), 69 (86), 55 (35); HRMS (EI) calcd for $\text{C}_{19}\text{H}_{35}\text{NOS} - \text{C}_4\text{H}_8$ 269.1813, found 269.1819.

General Procedure for the Synthesis of Sulfinamides 6. In a dry flask was placed (*R*_c)-*N*-tert-butylsulfinamide (1; 61 mg, 0.5 mmol) followed by indium powder (71 mg, 0.63 mmol). The reaction vessel was evacuated and put under an Ar atmosphere. Then a solution of the corresponding ketone (0.55 mmol) in dry THF (1 mL) and $\text{Ti}(\text{OEt})_4$ (281 μL , 1.25 mmol) were added successively and the reaction mixture was stirred under an Ar atmosphere for 12 h at 65 $^\circ\text{C}$. At this time 2,4-pentadienyl bromide (154 mg, 1.05 mmol) was added to the mixture, and it was heated to 65 $^\circ\text{C}$ for 7 h. The mixture was warmed to room temperature and was carefully added over a stirring mixture of 4/1 EtOAc/brine (20 mL). The resulted white suspension was filtered through a short pad of Celite and washed with EtOAc, and the organics were concentrated under reduced pressure. The resulting suspension was diluted in 4/1 EtOAc/hexane (20 mL) and filtered again through Celite, and the organics were concentrated under reduced pressure.

(*R*,3*R*)-*N*-tert-Butylsulfinyl-3-methyl-4-vinylhex-5-en-3-amine (6a). From 2-butanone, the expected product was obtained following the general procedure as a colorless crystal (75 mg, 62%, 97:3 dr according to ^1H NMR) after column chromatography (9/1 hexane/EtOAc): mp 35.2–36.8 $^\circ\text{C}$; $[\alpha]_{\text{D}}^{20} = -66.6^\circ$ (c 0.72, CHCl_3); $R_f = 0.37$ (7/3 hexane/EtOAc); IR ν 3292, 3075, 2976, 2940, 1632, 1457, 1380, 1176, 1059, 1001, 919, 732 cm^{-1} ; ^1H NMR (300 MHz, CDCl_3) δ 5.98–5.75 (m, 2H), 5.24–5.10 (m, 4H), 3.49 (s, 1H), 2.98 (t, $J = 8.6$ Hz, 1H), 1.66 (dq, $J = 14.7, 7.4$ Hz, 1H), 1.56 (dq, $J = 14.5, 7.3$ Hz, 1H), 1.29 (s, 3H), 1.21 (s, 9H), 0.87 (t, $J = 7.4$ Hz, 3H); ^{13}C NMR (101 MHz, CDCl_3) δ 136.8 (CH), 136.2 (CH), 118.8 (CH_2), 118.1 (CH_2), 59.2 (C), 57.5 (CH), 56.2 (C), 30.6 (CH_2), 24.1 (CH_3), 23.0 (CH_3), 7.5 (CH_3); GC $t_R = 12.2$ min; LRMS (EI) m/z (%) 176 (16), 122 (5), 121 (6), 120 (100), 102 (21), 81 (10), 71 (5), 67 (10), 57 (17); HRMS (ESI) calcd for $\text{C}_{13}\text{H}_{26}\text{NOS}$ ($\text{M}^+ + 1$) 244.1735, found 244.1728.

(*R*,4*R*)-*N*-tert-Butylsulfinyl-4-methyl-3-vinylnon-1-en-4-amine (6b). From 2-heptanone (75 μL , 0.53 mmol), the expected product was obtained following the general procedure as a colorless oil

(93 mg, 65%, single diastereoisomer according to ^1H NMR) after column chromatography (9/1 hexane/EtOAc): $[\alpha]_{\text{D}}^{20} = -63.8^\circ$ (c 0.98, CHCl_3); $R_f = 0.33$ (7/3 hexane/EtOAc); IR ν 3297, 3075, 2954, 2935, 1632, 1456, 1380, 1178, 1064, 1002, 914, 731 cm^{-1} ; ^1H NMR (300 MHz, CDCl_3) δ 5.93–5.78 (m, 2H), 5.27–5.17 (m, 2H), 5.16–5.10 (m, 2H), 3.50 (s, 1H), 2.97 (t, $J = 8.5$ Hz, 1H), 1.67–1.43 (m, 2H), 1.40–1.30 (m, 2H), 1.30 (s, 3H), 1.28–1.20 (m, 4H), 1.20 (s, 9H), 0.88 (t, $J = 6.7$ Hz, 3H); ^{13}C NMR (101 MHz, CDCl_3) δ 136.8 (CH), 136.1 (CH), 118.7 (CH_2), 118.1 (CH_2), 59.0 (C), 57.7 (CH), 56.1 (C), 38.0 (CH_2), 32.2 (CH_2), 24.5 (CH_3), 22.9 (CH_3), 22.6 (CH_2), 22.5 (CH_2), 14.1 (CH_3); GC $t_R = 13.9$ min; LRMS (EI) m/z (%) 229 (4), 163 (6), 162 (13), 161 (100), 159 (5), 158 (49), 144 (5), 118 (9), 110 (6), 105 (23), 97 (15), 95 (10), 91 (7), 67 (12), 57 (12), 55 (12); HRMS (ESI) calcd for $\text{C}_{16}\text{H}_{32}\text{NOS}$ ($M^+ + 1$) 286.2205, found 286.2201.

(*R*₅,3*R*)-*N*-tert-Butylsulfinyl-3-methyl-1-phenyl-4-vinylhex-5-en-3-amine (6c). From 4-phenyl-2-butanone, the expected product was obtained following the general procedure as a colorless oil (115 mg, 72%, single diastereoisomer according to ^1H NMR) after column chromatography (9/1 hexane/EtOAc): $[\alpha]_{\text{D}}^{20} = -74.2^\circ$ (c 0.73, CHCl_3); $R_f = 0.34$ (7/3 hexane/EtOAc); IR ν 3076, 3025, 2977, 2953, 2867, 1632, 1603, 1455, 1381, 1063, 1063, 1002, 747 cm^{-1} ; ^1H NMR (300 MHz, CDCl_3) δ 7.32–7.12 (m, 5H), 5.99–5.79 (m, 2H), 5.34–5.11 (m, 4H), 3.62 (br s, 1H), 3.07 (t, $J = 8.6$ Hz, 1H), 2.73–2.54 (m, 2H), 1.93 (ddd, $J = 14.2$, 10.9, 6.4 Hz, 1H), 1.80 (ddd, $J = 14.2$, 11.2, 7.0 Hz, 1H), 1.39 (s, 3H), 1.24 (s, 9H); ^{13}C NMR (101 MHz, CDCl_3) δ 142.4 (C), 136.6 (CH), 135.9 (CH), 128.6 (CH), 128.5 (CH), 126.1 (CH), 119.3 (CH_2), 118.4 (CH_2), 58.9 (C), 58.0 (CH), 56.4 (C), 40.5 (CH_2), 29.5 (CH_2), 24.5 (CH_3), 23.1 (CH_3); GC $t_R = 16.6$ min; LRMS (EI) m/z (%) 263 (8), 196 (7), 195 (56), 178 (5), 159 (14), 158 (38), 147 (47), 146 (21), 132 (15), 131 (25), 110 (29), 95 (6), 92 (9), 9 (100), 83 (18), 87 (11), 65 (11); HRMS (ESI) calcd for $\text{C}_{19}\text{H}_{30}\text{NOS}$ ($M^+ + 1$) 320.2048, found 320.2039.

(*R*₅,4*R*)-*N*-tert-Butylsulfinyl-3-ethyltridecan-4-amine (7). To a solution of compound 4f (65 mg, 0.20 mmol) in EtOAc (6 mL) was added PtO_2 (6 mg, 10 mol %), and the mixture was placed under a hydrogen atmosphere. The mixture was vigorously stirred at room temperature for 15 h. The catalyst was removed by filtration through a pad of Celite, with more EtOAc as eluent. The solvent was removed under reduced pressure, and the residue was purified by column chromatography (9/1 hexane/EtOAc), to give the expected product as a colorless oil (62 mg, 93%): $[\alpha]_{\text{D}}^{20} = -38.6^\circ$ (c 0.79, CHCl_3); $R_f = 0.54$ (7/3 hexane/EtOAc); IR ν 3243, 2957, 2923, 2871, 2854, 1462, 1362, 1056, 753 cm^{-1} ; ^1H NMR (300 MHz, CDCl_3) δ 3.20 (dt, $J = 7.4$, 4.4 Hz, 1H), 3.02 (d, $J = 7.6$ Hz, 1H), 1.43–1.30 (m, 5H), 1.30–1.17 (m, 16H), 1.14 (s, 9H), 0.87 (t, $J = 7.3$ Hz, 6H), 0.81 (t, $J = 6.8$ Hz, 3H); ^{13}C NMR (101 MHz, CDCl_3) δ 58.4 (CH), 56.0 (C), 46.2 (CH), 32.4 (CH_2), 32.0 (CH_2), 29.7 (CH_2), 29.7 (CH_2), 29.6 (CH_2), 29.4 (CH_2), 26.6 (CH_2), 22.9 (CH_3), 22.8 (CH_2), 22.5 (CH_2), 22.1 (CH_2), 14.2 (CH_3), 12.4 (CH_3), 12.3 (CH_3); GC $t_R = 13.4$ min; LRMS (EI) m/z (%) 203 (16), 186 (17), 157 (12), 156 (100), 154 (6), 100 (12), 97 (7), 91 (33), 84 (11), 83 (19), 71 (11), 70 (14), 69 (12), 56 (15), 55 (19); HRMS (ESI) calcd for $\text{C}_{19}\text{H}_{42}\text{NOS}$ ($M^+ + 1$) 332.2987, found 332.2993.

(*R*₅,3*R*)-*N*-tert-Butylsulfinyl-4-ethyl-3-methylhexan-3-amine (8). Compound 8 was obtained from compound 6a (49 mg, 0.2 mmol), following the same procedure used to obtain 7, as a colorless oil (45 mg, 92%): $[\alpha]_{\text{D}}^{20} = -55.7^\circ$ (c 0.79, CHCl_3); $R_f = 0.34$ (7/3 hexane/EtOAc); IR ν 3237, 2961, 2875, 1464, 1379, 1362, 1178, 1052, 937, 920 cm^{-1} ; ^1H NMR (300 MHz, CDCl_3) δ 3.16 (br s, 1H), 1.67–1.51 (m, 4H), 1.35–1.26 (m, 1H), 1.22 (s, 3H), 1.20 (s, 9H), 1.19–1.08 (m, 2H), 0.98 (t, $J = 7.3$ Hz, 3H), 0.97 (t, $J = 7.3$ Hz, 3H), 0.88 (t, $J = 7.4$ Hz, 3H); ^{13}C NMR (101 MHz, CDCl_3) δ 61.7 (C), 55.9 (C), 50.4 (CH), 31.4 (CH_2), 23.9 (CH_3), 23.1 (CH_2), 23.0 (CH_2), 22.9 (CH_3), 14.6 (CH_3), 14.0 (CH_3), 8.2 (CH_3); GC $t_R = 12.6$ min; LRMS (EI) m/z (%) 191 (36), 176 (19), 162 (8), 127 (98), 126 (28), 120 (64), 119 (9), 102 (16), 97 (10), 85 (68), 72 (13), 71 (100), 57 (74), 55 (10); HRMS (ESI) calcd for $\text{C}_{13}\text{H}_{30}\text{NOS}$ ($M^+ + 1$) 248.2048, found 248.2037.

(*R*₅,4*R*)-*N*-tert-Butylsulfinyl-1-hydroxyl-3-(2'-hydroxyethyl)-4-methylnonan-4-amine (9b). The homoallylamine 6b (171 mg, 0.6 mmol) was dissolved in dry THF (0.2 mL) under an Ar atmosphere and cooled to 0 °C. A solution of 9-BBN (0.5 M in THF, 7.2 mL, 3.6 mmol) was added dropwise over ca. 10 min. The stirred mixture was heated for 15 h at 60 °C. After the mixture was cooled to 0 °C, a solution of NaOH (1.6 mL, 2 M) was carefully added and, after 5 min, H_2O_2 solution (30 wt %/v, 1 mL) was added. The mixture was stirred for 15 h at 60 °C and then cooled to room temperature. The organic phase was collected, and the aqueous phase was extracted with EtOAc ($\times 3$). The organics were dried over MgSO_4 , filtered, and concentrated to give the crude diol. After column chromatography (98/2 EtOAc/MeOH) the pure product 9b was obtained as a colorless oil (115 mg, 60%, single diastereoisomer according to ^1H NMR): $[\alpha]_{\text{D}}^{20} = -30.5^\circ$ (c 0.95, CHCl_3); $R_f = 0.16$ (98/2 EtOAc/MeOH); IR ν 3301, 2953, 2933, 2870, 1457, 1363, 1098, 1012, 935, 753 cm^{-1} ; ^1H NMR (300 MHz, CDCl_3) δ 3.82–3.71 (m, 3H), 3.71–3.53 (m, 2H), 3.42 (br s, 1H), 3.12 (br s, 1H), 2.00–1.82 (m, 4H), 1.54–1.31 (m, 6H), 1.28 (s, 3H), 1.27–1.23 (m, 3H), 1.21 (s, 9H), 0.89 (t, $J = 6.9$ Hz, 3H); ^{13}C NMR (101 MHz, CDCl_3) δ 62.3 (CH_2), 61.3 (C), 61.0 (CH_2), 56.1 (C), 41.5 (CH), 38.5 (CH_2), 34.0 (CH_2), 33.4 (CH_2), 32.4 (CH_2), 23.3 (CH_3), 22.9 (CH_3), 22.8 (CH_2), 22.6 (CH_2), 14.0 (CH_3); GC $t_R = 15.8$ min; LRMS (EI) m/z (%) 163 (5), 161 (83), 160 (11), 134 (10), 129 (44), 128 (69), 115 (11), 114 (100), 112 (10), 111 (21), 110 (14), 105 (30), 91 (20), 85 (11), 84 (14), 83 (21), 82 (15), 81 (21), 71 (18), 70 (20), 69 (28), 67 (24), 57 (32), 55 (60); HRMS (ESI) calcd for $\text{C}_{16}\text{H}_{36}\text{NO}_3\text{S}$ ($M^+ + 1$) 322.2416, found 322.2418.

(*R*₅,3*R*)-*N*-tert-Butylsulfinyl-1-hydroxyl-3-(2'-hydroxyethyl)-4-methyl-6-phenylhex-4-amine (9c). From 6c (191 mg, 0.6 mmol), the expected product was obtained following the same procedure used for 9b, as a colorless wax (136 mg, 64%, single diastereoisomer according to ^1H NMR): $[\alpha]_{\text{D}}^{20} = -39.9^\circ$ (c 0.80, CHCl_3); $R_f = 0.15$ (98/2 EtOAc/MeOH); IR ν 3271, 2949, 1454, 1363, 1031, 730 cm^{-1} ; ^1H NMR (300 MHz, CDCl_3) δ 7.33–7.27 (m, 1H), 7.27–7.22 (m, 1H), 7.22–7.09 (m, 3H), 4.09 (s, 1H), 4.02–3.81 (m, 1H), 3.81–3.72 (m, 2H), 3.69–3.49 (m, 2H), 2.74–2.54 (m, 2H), 2.03–1.84 (m, 3H), 1.81–1.72 (m, 2H), 1.49–1.39 (m, 2H), 1.38 (s, 3H), 1.23 (s, 9H); ^{13}C NMR (101 MHz, CDCl_3) δ 142.3 (C), 128.6 (CH), 128.4 (CH), 126.1 (CH), 62.1 (CH_2), 61.3 (C), 61.0 (CH_2), 56.3 (C), 41.4 (CH), 41.1 (CH_2), 34.0 (CH_2), 33.6 (CH_2), 29.9 (CH_2), 23.4 (CH_3), 23.0 (CH_3); GC $t_R = 17.22$ min; LRMS (EI) m/z (%) 323 (12), 289 (10), 275 (20), 249 (13), 207 (8), 202 (14), 201 (82), 176 (11), 159 (41), 157 (11), 153 (17), 148 (12), 146 (15), 131 (34), 129 (100), 105 (32), 103 (11), 101 (54), 91 (72), 77 (14); HRMS (ESI) calcd for $\text{C}_{19}\text{H}_{34}\text{NO}_3\text{S}$ ($M^+ + 1$) 356.2259, found 356.2270.

(*R*₅,2*R*,3*R*)-*N*-tert-Butylsulfinyl-2-methyl-2-pentyl-3-(2'-hydroxyethyl)pyrrolidine (10b). The corresponding diol 9b (160 mg, 0.5 mmol) was dissolved in dry THF (1.7 mL) under an Ar atmosphere and cooled to 0 °C. PPh₃ (157 mg, 0.6 mmol) was added to the reaction mixture followed by a DIAD solution in THF (1 mL, 0.6 M). The reaction mixture was stirred for 15 h at 25 °C. All volatiles were removed under reduced pressure before purification by column chromatography (99/1, EtOAc/MeOH) to give the corresponding pure product 10b as a colorless oil (101 mg, 67%, 96:4 dr crude, single stereoisomer after purification according to ^1H NMR): $[\alpha]_{\text{D}}^{20} = -62.5^\circ$ (c 1.05, CHCl_3); $R_f = 0.29$ (98/2 EtOAc/MeOH); IR ν 3385, 2954, 2932, 2871, 1458, 1377, 1361, 1035, 1017, 955 cm^{-1} ; ^1H NMR (300 MHz, CDCl_3) δ 3.78 (m, 2H), 3.65 (dd, $J = 16.0$, 8.2 Hz, 1H), 2.78 (dd, $J = 16.6$, 9.7 Hz, 1H), 2.10–1.95 (m, 2H), 1.91–1.45 (m, 6H), 1.44–1.25 (m, 6H), 1.22 (s, 9H), 1.17 (s, 3H), 0.89 (t, $J = 6.7$ Hz, 3H); ^{13}C NMR (101 MHz, CDCl_3) δ 69.3 (C), 61.9 (CH_2), 57.4 (C), 41.2 (CH), 39.9 (CH_2), 39.8 (CH_2), 32.8 (CH_2), 32.6 (CH_2), 29.5 (CH_2), 24.7 (CH_3), 23.3 (CH_2), 22.8 (CH_2), 21.7 (CH_3), 14.2 (CH_3); GC $t_R = 14.83$ min; LRMS (EI) m/z (%) 184 (11), 166 (10), 129 (9), 128 (100), 126 (11), 111 (16), 110 (14), 97 (10), 96 (14), 84 (11), 82 (13), 71 (12), 55 (15); HRMS (ESI) calcd for $\text{C}_{16}\text{H}_{34}\text{NO}_2\text{S}$ ($M^+ + 1$) 304.2310, found 304.2302.

(*R*,2*R*,3*R*)-*N*-*tert*-Butylsulfinyl-3-(2-hydroxyethyl)-2-methyl-2-(2-phenylethyl)pyrrolidine (**10c**). From compound **9c** (106 mg, 0.3 mmol), the expected product was obtained following the same procedure to obtain compound **10b**, as a colorless oil (75 mg, 75%, 96:4 dr crude, single diastereoisomer after purification according to ^1H NMR): $[\alpha]_{\text{D}}^{20} = -40.4^\circ$ (c 1.10, CHCl_3); $R_f = 0.21$ (98:2 EtOAc/MeOH); IR ν 3370, 3025, 2960, 1602, 1455, 1362, 1031, 750 cm^{-1} ; ^1H NMR (300 MHz, CDCl_3) δ 7.37–7.24 (m, 2H), 7.24–7.12 (m, 3H), 3.82 (t, $J = 9.5$ Hz, 1H), 3.79–3.68 (m, 1H), 3.62 (dd, $J = 15.8$, 8.5 Hz, 1H), 2.83 (dd, $J = 17.1$, 9.7 Hz, 1H), 2.67 (t, $J = 8.5$ Hz, 2H), 2.14 (s, 1H), 2.08–1.94 (m, 2H), 1.91–1.78 (m, 2H), 1.78–1.58 (m, 1H), 1.58–1.48 (m, 1H), 1.47–1.35 (m, 1H), 1.26 (s, 9H), 1.22 (s, 3H); ^{13}C NMR (101 MHz, CDCl_3) δ 142.4 (C), 128.6 (CH), 128.4 (CH), 126.0 (CH), 69.3 (C), 61.6 (CH_2), 57.8 (C), 41.2 (CH), 41.2 (CH_2), 40.0 (CH_2), 32.7 (CH_2), 29.9 (CH_2), 29.4 (CH_2), 24.9 (CH_3), 21.8 (CH_3); GC $t_R = 17.3$ min; LRMS (EI) m/z (%) 230 (9), 207 (17), 202 (25), 200 (21), 186 (24), 172 (12), 159 (36), 158 (32), 131 (24), 127 (43), 126 (41), 118 (16), 117 (25), 108 (11), 105 (10), 92 (11), 91 (100), 33 (65), 32 (71), 177 (11), 68 (17), 56 (17), 55 (24); HRMS (ESI) calcd for $\text{C}_{19}\text{H}_{32}\text{NO}_2\text{S}$ ($M^+ + 1$) 338.2154, found 338.2142.

(*2R,3R*)-*N*-benzoyl-3-(2-hydroxyethyl)-2-methyl-2-(2-phenylethyl)pyrrolidine (**11**). Pyrrolidine **10c** (20 mg, 0.05 mmol) was dissolved in dry MeOH (0.5 mL) at 0°C , and a 4 M solution of HCl in dioxane (50 μL) was added dropwise over 1 min. After the mixture was stirred for 1 h, the solvent was removed under reduced pressure and the hydrochloride was dissolved in CH_2Cl_2 (1 mL) and cooled to 0°C . A solution of NaOH (2 M, 1 mL) was added, followed by benzoyl chloride (7 μL , 0.06 mmol), and the reaction mixture was stirred at 25°C for 15 h. The product was extracted with CH_2Cl_2 and washed sequentially with NaOH (2 M) and brine. The organics were dried over MgSO_4 , filtered, and concentrated under reduced pressure. After column chromatography (7/3 hexane/EtOAc), the expected product **11** was obtained as a colorless oil (15 mg, 90%, single diastereoisomer according to ^1H NMR after purification): $[\alpha]_{\text{D}}^{20} = -61.5^\circ$ (c 1.00, CHCl_3); $R_f = 0.31$ (1/1 hexane/EtOAc); IR ν 3406, 3025, 2930, 1612, 1415, 1265 cm^{-1} ; ^1H NMR (300 MHz, CDCl_3) δ 7.45–7.35 (m, 5H), 7.31–7.27 (m, 1H), 7.26–7.21 (m, 3H), 7.20–7.12 (m, 1H), 3.79 (dt, $J = 15.6$, 6.1 Hz, 1H), 3.68 (dt, $J = 10.1$, 7.5 Hz, 1H), 3.46–3.29 (m, 2H), 2.97–2.81 (m, 1H), 2.72–2.60 (m, 2H), 2.37 (dddd, $J = 13.9$, 11.1, 5.8, 3.1 Hz, 1H), 2.01–1.90 (m, 1H), 1.85–1.42 (m, 5H), 1.38 (s, 3H); ^{13}C NMR (101 MHz, CDCl_3) δ 169.8 (C), 142.6 (C), 139.0 (C), 129.4 (CH_2), 128.7 (CH_2), 128.5 (CH_2), 128.5 (CH_2), 126.4 (CH_2), 125.9 (CH_2), 66.8 (C), 61.8 (CH_2), 50.9 (CH_2), 41.7 (CH), 37.8 (CH_2), 32.0 (CH_2), 30.5 (CH_2), 28.6 (CH_2), 19.6 (CH_3); GC $t_R = 22.5$ min; LRMS (EI) m/z (%) 244 (01), 231 (23), 230 (39), 207 (28), 188 (14), 187 (12), 106 (9), 105 (100), 91 (9), 77 (25); HRMS (ESI) calcd for $\text{C}_{22}\text{H}_{28}\text{NO}_2$ ($M^+ + 1$) 338.2120, found 338.2129.

(*4R*)-*N*-*tert*-Butylsulfonyl-1-hydroxyl-3-(2'-hydroxyethyl)-4-methylnonan-4-amine (**12**). The sulfinyl compound **9b** (112 mg, 0.35 mmol) was dissolved in dry CH_2Cl_2 (0.05 M) and placed under an Ar atmosphere. The solution was cooled to 0°C , and *m*-CPBA (73 mg, 0.42 mmol) was added. The reaction mixture was stirred for 1 h at 0°C , with full conversion being observed by TLC. The reaction mixture was quenched by adding a saturated aqueous solution of NaHSO_3 and a saturated aqueous solution of NaHCO_3 , the layers were separated, and the aqueous phase was extracted with CH_2Cl_2 . The combined organic extracts were dried over MgSO_4 , filtered, and concentrated under reduced pressure. After column chromatography (1/1 hexane/EtOAc) the expected product was obtained as a colorless oil (112 mg, 95%, single diastereoisomer according to ^1H NMR): $[\alpha]_{\text{D}}^{20} = -5^\circ$ (c 0.60, CHCl_3); $R_f = 0.14$ (1/1 hexane/EtOAc); IR ν 3443, 2953, 2872, 1468, 1287, 1117, 1049, 735 cm^{-1} ; ^1H NMR (300 MHz, CDCl_3) δ 4.37 (s, 1H), 3.84–3.60 (m, 4H), 2.01–1.74 (m, 4H), 1.63–1.39 (m, 4H), 1.38 (s, 9H), 1.34 (s, 3H), 1.31–1.16 (m, 5H), 0.87 (t, $J = 6.8$ Hz, 3H); ^{13}C NMR (101 MHz, CDCl_3) δ 64.3 (C), 62.1 (CH_2), 61.3 (CH_2), 60.1 (C), 39.7 (CH), 38.9 (CH_2), 33.2 (CH_2), 32.5 (CH_2), 32.3 (CH_2), 24.6 (CH_3), 23.1 (CH_2), 22.8 (CH_2), 21.5 (CH_3), 14.3 (CH_3); GC $t_R = 17.6$ min; LRMS (EI) m/z (%) 338

($M^+ + 1$), 322 (13), 241 (7), 234 (29), 202 (35), 115 (9), 114 (100), 57 (28); HRMS (ESI) calcd for $\text{C}_{16}\text{H}_{36}\text{NO}_4\text{S}$ ($M^+ + 1$) 338.2361, found 338.2357.

(*2R,3R*)-*N*-*tert*-Butylsulfonyl-2-methyl-2-pentyl-3-(2'-hydroxyethyl)pyrrolidine (**13**). Compound **13** was obtained from compound **10b** (90 mg, 0.13 mmol) following the same procedure used to obtain compound **12**. A single diastereoisomer was obtained as a colorless wax (40 mg, 95%, 96:4 dr crude, single diastereoisomer according to ^1H NMR after purification): $[\alpha]_{\text{D}}^{20} = -5^\circ$ (c 0.70, CHCl_3); $R_f = 0.16$ (7/3 hexane/EtOAc); IR ν 3489, 2956, 2930, 2871, 1465, 1298, 1116, 752 cm^{-1} ; ^1H NMR (300 MHz, CDCl_3) δ 3.83–3.73 (m, 1H), 3.72–3.65 (m, 1H), 3.64–3.54 (m, 1H), 3.24 (td, $J = 9.9$, 6.5 Hz, 1H), 2.99 (br s, 1H), 2.25–2.10 (m, 1H), 2.10–1.89 (m, 2H), 1.78–1.61 (m, 2H), 1.61–1.50 (m, 1H), 1.50–1.42 (m, 1H), 1.40 (s, 9H), 1.37–1.34 (m, 1H), 1.32 (s, 3H), 1.31–1.15 (m, 5H), 0.88 (t, $J = 6.7$ Hz, 3H); ^{13}C NMR (101 MHz, CDCl_3) δ 72.1 (C), 61.9 (C), 67.8 (CH_2), 49.8 (CH_2), 42.5 (CH), 39.5 (CH_2), 33.0 (CH_2), 32.4 (CH_2), 28.9 (CH_2), 25.6 (CH_3), 24.33 (CH_2), 22.8 (CH_2), 22.6 (CH_3), 14.2 (CH_3); GC $t_R = 18.0$ min; LRMS (EI) m/z (%) 248 (13), 184 (7), 129 (8), 128 (100), 111 (6), 57 (22); HRMS (ESI) calcd for $\text{C}_{16}\text{H}_{34}\text{NO}_3\text{S}$ ($M^+ + 1$) 320.2259, found 320.2270.

(*2R,3S*)- and (*2R,3R*)-*N*-*tert*-Butylsulfonyl-2-methyl-2-pentyl-3-(2'-hydroxyethyl)pyrrolidine (**13** and **14**). A 1/1 mixture of compounds **13** and **14** was obtained from compound **12** (100 mg, 0.15 mmol) following the same procedure described for **10b**, as a colorless oil (47 mg, 50% yield): ^1H NMR (300 MHz, CDCl_3) δ 3.85–3.72 (m, 2H), 3.71–3.53 (m, 4H), 3.44 (dd, $J = 16.4$, 8.1 Hz, 1H, **14**), 3.24 (dd, $J = 16.3$, 9.8 Hz, 1H, **13**), 2.25–2.10 (m, 1H), 2.10–1.94 (m, 4H), 1.93–1.46 (m, 10H), 1.45 (s, 3H, **14**), 1.40 (s, 18H), 1.32 (s, 3H, **13**), 1.32–1.01 (m, 11H), 0.88 (t, $J = 6.5$ Hz, 6H).

(*4R*)-*N*-*tert*-Butylsulfonyl-1-(4'-oxacyclohexyl) heptan-2-amine (**15**). Compound **15** (20%) was obtained as a byproduct in the reaction that gave compounds **13** and **14**: $R_f = 0.50$ (7/3 hexane/EtOAc); IR ν 3289, 2952, 2928, 1457, 1299, 1121, 952 cm^{-1} ; ^1H NMR (300 MHz, CDCl_3) δ 4.11–3.98 (m, 2H), 3.48–3.29 (m, 3H), 1.88 (tt, $J = 12.1$, 3.2 Hz, 1H), 1.78–1.44 (m, 7H), 1.40 (s, 9H), 1.35 (s, 3H), 1.33–1.16 (m, 7H), 0.90 (t, $J = 6.8$ Hz, 3H); ^{13}C NMR (101 MHz, CDCl_3) δ 68.4 (C), 63.5 (CH_2), 60.3 (CH_2), 53.6 (C), 44.9 (CH), 38.4 (CH_2), 32.3 (CH_2), 27.8 (CH_2), 27.3 (CH_2), 24.7 (CH_3), 23.2 (CH_2), 22.8 (CH_2), 21.2 (CH_3), 14.2 (CH_3); GC $t_R = 16.6$ min; LRMS (EI) m/z (%) 248 (15), 234 (30), 178 (7), 128 (43), 114 (100), 57 (39); HRMS (ESI) calcd for $\text{C}_{16}\text{H}_{34}\text{NO}_3\text{S}$ ($M^+ + 1$) 320.2259, found 320.2263.

■ ASSOCIATED CONTENT

Supporting Information

Figures and a CIF file giving ^1H and ^{13}C NMR spectra for compounds **3**–**15** and crystallographic data for compound **4e** (CDCC 971541). This material is available free of charge via the Internet at <http://pubs.acs.org>.

■ AUTHOR INFORMATION

Corresponding Author

*E-mail for J.C.G.-G.: josecarlos.gonzalez@ua.es.

Present Address

[†]Faculty of Science and Arts, Cumhuriyet Campus, Ordu University, 52200 Ordu, Turkey.

Notes

The authors declare no competing financial interest.

■ ACKNOWLEDGMENTS

We thank the Spanish Ministerio de Ciencia e Innovación (CTQ2011-24165) for financial support. I.B. acknowledges the Generalitat Valenciana for a predoctoral fellowship (ACIF/2011/159). E.B. acknowledges the Council of Higher Education- Turkey for a postdoctoral fellowship (16.10.12-B.09.6.YÖK.0.71.01-207.02-12285).

REFERENCES

- (1) Yasuda, H.; Yamauchi, M.; Nakamura, A.; Sei, T.; Kai, Y.; Yasuoka, N.; Kasai, N. *Bull. Chem. Soc. Jpn.* **1980**, *53*, 1089.
- (2) Yasuda, H.; Ohnuma, Y.; Nakamura, A.; Sei, T.; Kai, Y.; Yasuoka, N.; Kasai, N. *Bull. Chem. Soc. Jpn.* **1980**, *53*, 1101.
- (3) (a) Ghosez, L.; Marko, I.; Hesbain-Frisque, A.-M. *Tetrahedron Lett.* **1986**, *27*, 5211. (b) Jung, M. E.; Nichols, C. *Tetrahedron Lett.* **1996**, *37*, 7667. (c) Grilli, S.; Martelli, G.; Savoia, D. *Eur. J. Org. Chem.* **2001**, 2917. (d) Alvaro, G.; Grepioni, F.; Grilli, S.; Maini, L.; Martelli, G.; Savoia, D. *Synthesis* **2000**, 581.
- (4) (a) Nishigaichi, Y.; Fujimoto, M.; Takuwa, A. *Synlett* **1994**, 731. (b) Yanagisawa, A.; Nakatsuka, Y.; Nakashima, H.; Yamamoto, H. *Synlett* **1997**, 933.
- (5) Hosomi, A.; Saito, M.; Sakurai, H. *Tetrahedron Lett.* **1980**, *21*, 3783.
- (6) (a) Fujita, K.; Schlosser, M. *Helv. Chim. Acta* **1982**, *65*, 1258. (b) Suginome, M.; Yamamoto, Y.; Fujii, K.; Ito, Y. *J. Am. Chem. Soc.* **1995**, *117*, 9608.
- (7) (a) Murakami, M.; Anderson, P. G.; Suginome, M.; Ito, Y. *J. Am. Chem. Soc.* **1991**, *113*, 3987. (b) Suginome, M.; Yamamoto, Y.; Fujii, K.; Ito, Y. *J. Am. Chem. Soc.* **1995**, *117*, 9608. See also ref 3.
- (8) Nishigaichi, Y.; Ishihara, M.; Fushitani, S.; Uenaga, K.; Takuwa, A. *Chem. Lett.* **2004**, 33, 108.
- (9) (a) For a recent review on the application of organoindium compounds, see: Shen, Z.-L.; Wang, S.-Y.; Chok, Y.-K.; Xu, Y.-H.; Loh, T.-P. *Chem. Rev.* **2013**, *113*, 271. (b) For a review on the indium-mediated allylation of sulfinyl aldimines, see: Lin, G.-Q.; Xu, M.-H.; Zhong, Y.-W.; Sun, X.-W. *Acc. Chem. Res.* **2008**, *41*, 831.
- (10) Hirashita, T.; Inoue, S.; Yamamura, H.; Kawai, M.; Araki, S. *J. Organomet. Chem.* **1997**, *549*, 305.
- (11) (a) Woo, S.; Squires, N.; Fallis, A. G. *Org. Lett.* **1999**, *1*, 573. (b) Melekhov, A.; Fallis, A. G. *Tetrahedron Lett.* **1999**, *40*, 7867.
- (12) Cheng, B.; Sunderhaus, J. D.; Martin, S. F. *Org. Lett.* **2010**, *12*, 3622.
- (13) During the preparation of this paper the diastereoselective addition of a pentadienyltin reagent to racemic aryl sulfinyl imines was reported. Notably, under the conditions used to obtain the γ adduct with high diastereoselectivity (2 equiv of InCl_3 in CH_2Cl_2 at -43°C), the only *tert*-butylsulfinyl imine examined was completely unreactive. See: Nishigaichi, Y.; Tsuruta, S.; Uenaga, K.; Awamura, T.; Iwamoto, H.; Takuwa, A. *Tetrahedron Lett.* **2014**, *55*, 510.
- (14) (a) González-Gómez, J. C.; Medjahdi, M.; Foubelo, F.; Yus, M. *J. Org. Chem.* **2010**, *75*, 6308. (b) González-Gómez, J. C.; Foubelo, F.; Yus, M. *Org. Synth.* **2012**, *89*, 88.
- (15) For comprehensive reviews on the application of *tert*-butylsulfinamides, see: (a) Ferreira, F.; Botuha, C.; Chemla, F.; Perez-Luna, A. *Chem. Soc. Rev.* **2009**, *38*, 1162. (b) Ellman, J. A.; Robak, M. T.; Herbage, M. A. *Chem. Rev.* **2010**, *110*, 3600.
- (16) To unequivocally assign the signals of the minor diastereoisomer in the ^1H NMR spectra, we have prepared authentic samples of diastereomeric mixtures for compounds **4a,e,f,h-j** (see the Supporting Information) according to a reported procedure: Brak, K.; Barrett, K. T.; Ellman, J. A. *J. Org. Chem.* **2009**, *74*, 3606.
- (17) Sirvent, J. A.; Foubelo, F.; Yus, M. *Chem. Commun.* **2012**, 48, 2543.
- (18) Unfortunately, methyl phenyl ketone and α,β -unsaturated ketones (such as 4-phenyl-3-buten-2-one and 2-cyclohexenone) failed to give the expected adduct, affording either the corresponding ketimine or complex mixtures of products.
- (19) The Lewis acid catalyzed *E/Z* isomerization of *tert*-butylsulfinyl ketimines has already been reported. See: Cogan, D. A.; Liu, G.-C.; Ellman, J. *Tetrahedron* **1999**, *55*, 8883.
- (20) This dynamic kinetic resolution was also observed in the simple indium-mediated allylation of isolated *tert*-butylsulfinyl ketimines, and we assigned the absolute configurations of compounds **6a-c** assuming the same mode of addition (see ref 17).
- (21) In these hypothetical transition states we did not define the geometry of the internal double bond of the pentadienyl moiety because it is not relevant to the stereochemical outcome of the reaction. In the case of aldimines it seems more reasonable to place the vinylic group in an equatorial position; however, gauche interactions along C2–C3 are more severe with ketimines. In fact, during the addition of pentadienyl indium reagents to α,β -unsaturated ketones a transition state was proposed where the vinylic group occupies an axial position; see: Villalva-Servín, N. P.; Melekov, A.; Fallis, A. G. *Synthesis* **2003**, *5*, 790.
- (22) Procupiou, G.; Lewis, W.; Harbottle, G.; Stockman, R. A. *Org. Lett.* **2013**, *15*, 2030.
- (23) For precedents of pyrrolidine ring formation by Mitsunobu cyclization of *tert*-butylsulfinamides, see: (a) Jakobsche, C. E.; Peris, G.; Miller, S. J. *Angew. Chem., Int. Ed.* **2008**, *47*, 6707. (b) Hahn, K. N.; Fadeyi, O. O.; Cho, H. P.; Lindsley, C. W. *Tetrahedron Lett.* **2012**, *53*, 3577.
- (24) After column purification of **10b,c**, a mixed fraction of the minor and major isomers facilitated the identification of the ^1H NMR signals of the minor diastereoisomers in order to calculate the diastereoselectivity.
- (25) Paddon-Row, M. N.; Longshaw, A. I.; Willis, A. C.; Sherburn, M. S. *Chem. Asian J.* **2009**, *4*, 126.
- (26) 5-Bromopentanal was prepared from ethyl 5-bromovalerate by DIBAL-H reduction at -78°C .