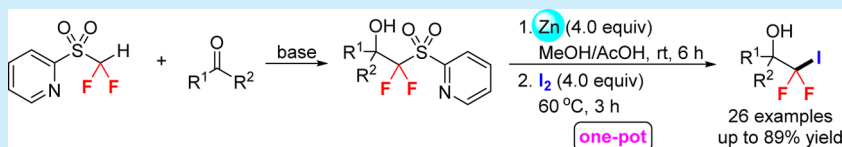


Nucleophilic Iododifluoromethylation of Carbonyl Compounds Using Difluoromethyl 2-Pyridyl Sulfone

Wenjun Miao, Chuanfa Ni, Yanchuan Zhao, and Jinbo Hu*

Key Laboratory of Organofluorine Chemistry, Shanghai Institute of Organic Chemistry, Chinese Academy of Sciences, 345 Lingling Road, Shanghai 200032, China

S Supporting Information



ABSTRACT: A new, efficient method for iododifluoromethylation of carbonyl compounds utilizing difluoromethyl 2-pyridyl sulfone (2-PySO₂CF₂H) is described. This transformation is achieved by a nucleophilic addition of 2-PySO₂CF₂H with carbonyl compounds and a subsequent iodination of sulfinate, which is generated in situ by a novel zinc-mediated depyridination reaction. The method employs mild reaction conditions, exhibits excellent functional-group tolerance, and can be used in the synthesis of various iododifluoromethylated carbinols.

Organofluorine compounds play significant roles in the fields of pharmaceuticals, agrochemicals, and materials.¹ It is well established that selective introduction of fluorinated moieties into organic molecules can often lead to profound effects on the lipophilicity and metabolic stability of organic molecules compared to their nonfluorinated counterparts.² Among various fluorine-containing fragments, the iododifluoromethyl group (–CF₂I) is an intriguing structural motif with great potential, which can be exploited for the synthesis of various difluoromethylenated products,³ as well as candidates for investigating halogen bonding used in crystal engineering.⁴ Consequently, these applications have stimulated researchers to develop efficient methods for incorporation of the CF₂I group into organic molecules under mild conditions. Existing methods for the synthesis of compounds with the CF₂I group mainly involve modifications of CF₂I-containing substances⁵ or iodination of the difluoromethylene-containing molecules.⁶ However, the synthesis of iododifluoromethylated carbinols is less studied because they are still challenging to access.⁷

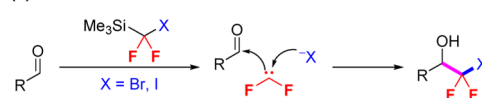
In 2012, utilizing difluoromethyl 2-pyridyl sulfone (**1**, 2-PySO₂CF₂H) as a nucleophilic fluoroalkylation reagent, our group had achieved a formal nucleophilic iododifluoromethylation of carbonyl compounds via halogenation of the Julia–Kocienski intermediates and subsequent deprotection (Scheme 1a).⁷ Recently, Dilman and co-workers reported a method for direct nucleophilic iododifluoromethylation of aldehydes using Me₃SiCF₂X (X = I or Br), which is based on the generation of a transient halodifluoromethyl carbanion from difluorocarbene and a halide anion (Scheme 1b).⁸ Although the products were obtained in excellent yields, the scope of this method is limited to nonenolizable aldehydes. Enolizable aldehydes are not suitable substrates because difluorocarbene, generated from Me₃SiCF₂X (X = I or Br), readily undergoes a [2 + 1] cycloaddition with the enol form of aldehydes.⁹

Scheme 1. Strategies for Preparation of Iododifluoromethylated Carbinols

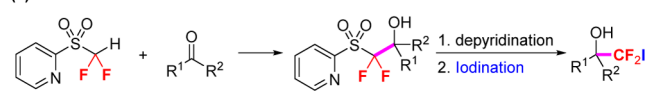
(a) Previous work



(b) Dilman's work



(c) This work



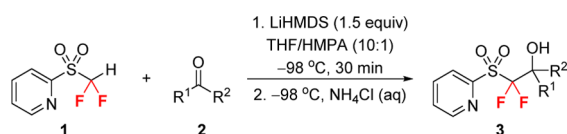
Furthermore, direct iododifluoromethylation of ketones with Me₃SiCF₂X (X = I or Br) has not been achieved, probably as a result of their lower electrophilicity. In our previous protocol, 2-PySO₂CF₂H and carbonyl compounds condense in the presence of a base to afford an adduct, which quickly undergoes Smiles rearrangement, giving the difluoromethylene-containing sulfinate.^{7,10} Iodo- and bromodifluoromethylated products were obtained by halogenating the sulfinate intermediate, followed by deprotection (Scheme 1a). Further investigation indicates that the removal of the pyridinoxyl group proceeds through a carbenium intermediate, and therefore, it is difficult to remove the pyridinoxyl group on the substrates bearing electron-withdrawing substituents.¹¹ Moreover, this method is not compatible with the aliphatic system,¹¹ where multiple reaction

Received: April 29, 2016

pathways from the carbenium ion intermediate, such as rearrangement and elimination, are possible. We were also aware that Smiles rearrangement is sensitive to the steric hindrance of the substrate such that the formation of sulfinate intermediate is not efficient with diaryl ketones.¹² To address these problems, we herein report a new approach to achieve nucleophilic iododifluoromethylation of carbonyl compounds with 2-PySO₂CF₂H (Scheme 1c). In this strategy, Smiles rearrangement is avoided, and we have developed an efficient zinc-mediated depyridination reaction for the preparation of sulfinate intermediates.

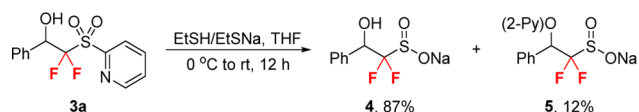
In the nucleophilic addition reaction between 2-PySO₂CF₂H and carbonyl compounds, it was found that the S–O Smiles rearrangement of the alcoholate anions took place readily. We speculated that the Smiles rearrangement could be hampered by decreasing both the reaction temperature and the polarity of the solvent. Our research commenced with the nucleophilic addition of 2-PySO₂CF₂H **1** to carbonyl compounds **2**, according to the previous report.¹² We modified the reaction conditions, and the products **3** were obtained in good to excellent yields (Scheme 2; for details, see Supporting

Scheme 2. Nucleophilic Addition of (2-Py)SO₂CF₂H to Carbonyls



Information (SI)). With a series of the (2-pyridylsulfonyl)-difluoromethylated carbinols **3** in hand, converting diverse (2-pyridylsulfonyl)difluoromethylated carbinols **3** to the corresponding sulfonates became a key step to achieve our goal. In recent years, several methods have been developed for the efficient synthesis of fluoroalkanesulfonates by removing the heteroaryl group in fluoroalkyl heteroaryl sulfones.¹³ We tested **3a** using the EtSNa/EtSH system,^{13a} and product **4** was formed in 87% yield, while the S–O Smiles rearrangement byproduct **5** was obtained in 12% yield (Scheme 3); this side reaction could

Scheme 3. Preparation of Difluoroalkylsulfonates from 3a



not be eliminated. Furthermore, this method is not operationally and environmentally friendly because EtSH has a strongly disagreeable odor. The formation of **5** indicates that **3a** is readily deprotonated under basic conditions, which results in the undesired S–O Smiles rearrangement.

Given these disadvantages, we set out to develop a new and efficient method to prepare fluorinated sulfonates. Inspired by a preparation of sulfonates through a reduction of the electron-withdrawing heterocyclic sulfone by treatment with Zn/EtOH–AcOH,¹⁴ we attempted to conduct the preparation of fluorinated sulfonates under similar reaction conditions. With **3a** as a model compound, the desired fluorinated sulfinate **6** was obtained in 90% yield through the depyridination using a large excess of Zn in DMSO/AcOH (Table 1, entry 1). We found that the depyridination proceeded smoothly to give sulfinate **6**

Table 1. Survey of Reaction Conditions for Synthesis of Sulfinate **6 by Reductive Depyridination^a**

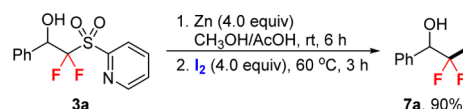
Reaction scheme showing the conversion of **3a** to sulfinate **6** using solvent and reductant at rt for 6 h.

entry	solvent	reductant (equiv)	6 , yield (%) ^b
1	DMSO/AcOH (5:1)	Zn (15.0)	90
2	MeOH/AcOH (10:1)	Zn (4.0)	95
3	AcOH	Zn (4.0)	85
4	MeOH	Zn (4.0)	0
5	MeOH/AcOH (10:1)	–	0
6	MeOH/AcOH (10:1)	Mg (4.0)	trace
7	MeOH/AcOH (10:1)	Fe (4.0)	0

^aReaction conditions: **3a** (0.3 mmol, 1.0 equiv), solvent (3.0 mL), rt, 6 h. ^bYields were determined by ¹⁹F NMR.

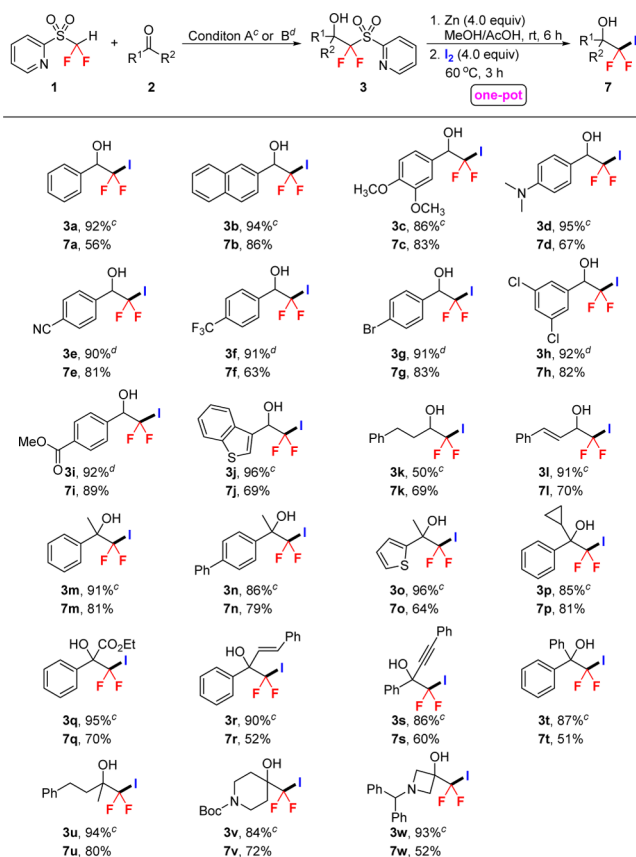
in 95% yield when 4.0 equiv of Zn was used in CH₃OH/AcOH (entry 2). Control experiments demonstrated that the depyridination required both AcOH and Zn (entries 3–5), and in the absence of any of these components, the conversion into the desired sulfinate was not observed. In addition, magnesium and iron metal were found to be ineffective (entries 6–7). The in situ generated sulfinate underwent iodination by treatment of I₂ at 60 °C, affording the corresponding product **7a** in 90% yield (Scheme 4).

Scheme 4. One-Pot Synthesis of Iododifluoromethylated Carbinols **7a** from **3a**



Having established an efficient route to **7a**, we assessed the scope of the method with regard to the carbonyl compounds (Scheme 5). This reaction exhibits a broad substrate scope. In addition to benzaldehyde (**7a**) and 2-naphthaldehyde (**7b**), aromatic aldehydes containing the electron-donating (**7c**, **7d**) and electron-withdrawing substituents (**7e–7i**) were well tolerated. Various functional groups, such as methoxyl, dimethylamino, cyanide, trifluoromethyl, bromide, chloride, and ester, were found to be compatible with the reaction conditions. The structure of **7e** was confirmed by X-ray crystal structure analysis (see SI).¹⁵ Beyond phenyl derivatives, heterocyclic substrates such as benzothiophene work equally well (**7j**). Aliphatic aldehydes with acidic α -protons gave iododifluoromethylation product **7k** in 47% yield. Cinnamaldehyde afforded product **7l** in good yield. It is noteworthy that ketones are also suitable substrates, while, in Dilman's recent work, nucleophilic iododifluoromethylation of carbonyl compounds was only limited to aldehydes. Aromatic ketones such as acetophenone (**7m**, **7n**), acetothienone (**7o**), and some other substituted aromatic ketones (**7p**, **7q**) could be employed with our method. Aromatic ketones bearing a C=C double bond (**7r**) and C \equiv C triple bond (**7s**) were also amenable to this reaction. It is noteworthy that sterically hindered ketones, such as benzophenone, were also reactive, providing product **7t** in satisfactory yield. Additionally, when aliphatic ketones were used as substrates (**7u–7w**), the iododifluoromethylation products were obtained in good yields.

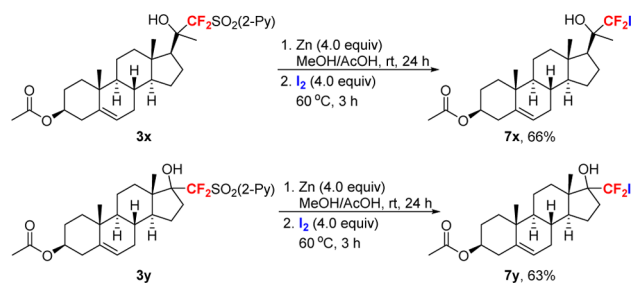
Scheme 5. Iododifluoromethylation of Various Carbonyl Compounds **2**^{a,b}



^aReaction conditions: **3** (1.0 mmol, 1.0 equiv), Zn (4.0 equiv), I₂ (4.0 equiv), MeOH (4.0 mL), AcOH (0.4 mL). ^bIsolated yield. ^cCondition A: LiHMDS (1.5 equiv), THF/HMPA (10:1), −98 °C, 0.5 h. ^dCondition B: *t*-BuOK (1.5 equiv), THF, −78 °C, 0.5 h.

As a demonstration of the importance of this protocol, in addition to the simple molecules, we applied this strategy to complex molecules. As shown in Scheme 6, the (2-pyridyl-

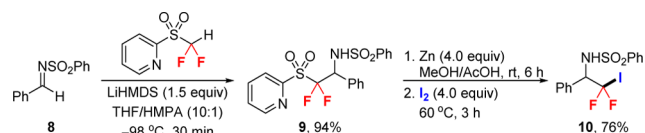
Scheme 6. Iododifluoromethylation of **3x** and **3y**



sulfonyl)difluoromethylated carbinols **3x** and **3y** could be achieved from steroids in excellent yields. It should be mentioned that the depyridination reactions of carbinols **3x** and **3y** proceeded slowly, and a longer reaction time was needed. By a combination of depyridination and iodination, products **7x** and **7y** were prepared in one pot in 66% and 63% yield, respectively (Scheme 6). In 2014, a method for direct halodifluoromethylation of iminium ions with Me₃SiCF₂Br has been described by Dilman's group,¹⁶ but halodifluoromethylation of imines has not been reported to date. We

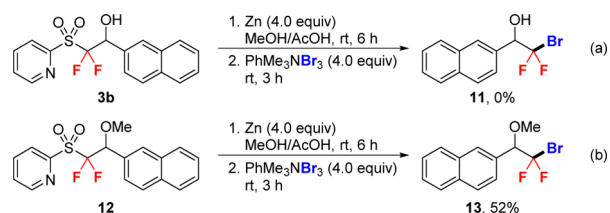
sought to apply our method to furnish iododifluoromethylated imines. Compound **9** participated in the removal of the pyridyl group by reduction, and subsequent iodination afforded the amine **10** in 76% yield (Scheme 7). Bromodifluoromethylated

Scheme 7. Nucleophilic Iododifluoromethylation of Imine



carbinols were also evaluated according to a one-pot procedure, whereas no product **11** was detected (Scheme 8a). Nevertheless, when the hydroxyl was protected, bromodifluoromethylated product **13** was achieved in 52% yield (Scheme 8b).

Scheme 8. Bromodifluoromethylation of Carbonyl Compounds



In conclusion, we have developed an efficient method for nucleophilic iododifluoromethylation of aldehydes and ketones using 2-PySO₂CF₂H. In this synthetic strategy, nucleophilic addition of 2-PySO₂CF₂H with carbonyl compounds has been achieved and the use of a Smiles rearrangement to produce a sulfinate intermediate is avoided. A novel zinc-mediated depyridination reaction for the preparation of sulfinate is reported. The method is mild and tolerant of a variety of functional groups. It thus serves as a new approach to prepare diverse iododifluoromethylated carbinols.

■ ASSOCIATED CONTENT

Supporting Information

The Supporting Information is available free of charge on the ACS Publications website at DOI: 10.1021/acs.orglett.6b01258.

Experimental procedures and characterization data for products (PDF)

Crystallographic data for compounds **7e** (CIF)

■ AUTHOR INFORMATION

Corresponding Author

*E-mail: jinbohu@sioc.ac.cn.

Notes

The authors declare no competing financial interest.

■ ACKNOWLEDGMENTS

This work was supported by the National Basic Research Program of China (2015CB931900, 2012CB821600), the National Natural Science Foundation of China (21372246, 21421002, 21472221), Shanghai Science and Technology program (15XD1504400), Youth Innovation Promotion

Association CAS (2014231), and Chinese Academy of Sciences.

(16) Tsymbal, A. V.; Kosobokov, M. D.; Levin, V. V.; Struchkova, M. I.; Dilman, A. D. *J. Org. Chem.* **2014**, *79*, 7831.

REFERENCES

- (1) (a) Hiyama, T. *Organofluorine Compounds: Chemistry and Applications*; Springer: New York, 2000. (b) Uneyama, K. *Organofluorine Chemistry*; Blackwell: Oxford, 2006. (c) Yamazaki, T.; Taguchi, T.; Ojima, I. *Fluorine in Medicinal Chemistry and Chemical Biology*; Wiley: Hoboken, NJ, 2009. (d) Kirsch, P. *Modern Fluoroorganic Chemistry*; Wiley-VCH: Weinheim, 2013. (e) Wang, J.; Sánchez-Roselló, M.; Aceña, J. L.; del Pozo, C.; Sorochinsky, A. E.; Fustero, S.; Soloshonok, V. A.; Liu, H. *Chem. Rev.* **2014**, *114*, 2432.
- (2) (a) Müller, K.; Faeh, C.; Diederich, F. *Science* **2007**, *317*, 1881. (b) Purser, S.; Moore, P. R.; Swallow, S.; Gouverneur, V. *Chem. Soc. Rev.* **2008**, *37*, 320. (c) Hagmann, W. K. *J. Med. Chem.* **2008**, *51*, 4359. (d) O'Hagan, D. *Chem. Soc. Rev.* **2008**, *37*, 308.
- (3) For selected examples, see: (a) Yang, Z. Y.; Burton, D. J. *J. Org. Chem.* **1992**, *57*, 4676. (b) Boyer, C.; Ameduri, B.; Hung, M. H. *Macromolecules* **2010**, *43*, 3652. (c) Zhu, J.; Zhang, W.; Zhang, L.; Liu, J.; Zheng, J.; Hu, J. *J. Org. Chem.* **2010**, *75*, 5505. (d) Wallentin, C.-J.; Nguyen, J. D.; Finkbeiner, P.; Stephenson, C. R. J. *J. Am. Chem. Soc.* **2012**, *134*, 8875. (e) Qi, Q.; Shen, Q.; Lu, L. *J. Am. Chem. Soc.* **2012**, *134*, 6548. (f) Miao, W.; Ni, C.; Zhao, Y.; Hu, J. *J. Fluorine Chem.* **2014**, *167*, 231. (g) Li, G.; Wang, T.; Fei, F.; Su, Y.-M.; Li, Y.; Lan, Q.; Wang, X.-S. *Angew. Chem., Int. Ed.* **2016**, *55*, 3491.
- (4) (a) Metrangolo, P.; Neukirch, H.; Pilati, T.; Resnati, G. *Acc. Chem. Res.* **2005**, *38*, 386. (b) Metrangolo, P.; Resnati, G. *Halogen Bonding: Fundamentals and Applications*; Springer: New York, 2007. (c) Cavallo, G.; Metrangolo, P.; Milani, R.; Pilati, T.; Priimagi, A.; Resnati, G.; Terraneo, G. *Chem. Rev.* **2016**, *116*, 2478.
- (5) (a) Osipov, S. N.; Golubev, A. S.; Sewald, N.; Michel, T.; Kolomiets, A. F.; Fokin, A. V.; Burger, K. *J. Org. Chem.* **1996**, *61*, 7521. (b) Li, A.-R.; Chen, Q.-Y. *Synthesis* **1997**, 1997, 1481. (c) Li, A.-R.; Chen, Q.-Y. *J. Fluorine Chem.* **1997**, *82*, 151. (d) Yang, Z.-Y. *J. Org. Chem.* **2004**, *69*, 2394.
- (6) (a) Huang, W.-Y.; Huang, B.-N.; Hu, C.-M. *J. Fluorine Chem.* **1983**, *23*, 193. (b) Cao, H.-P.; Chen, Q.-Y. *J. Fluorine Chem.* **2007**, *128*, 1187. (c) Yang, X.; Wang, Z.; Fang, X.; Yang, X.; Wu, F.; Shen, Y. *Synthesis* **2007**, 2007, 1768. (d) Francisco, C. G.; González, C. C.; Kennedy, A. R.; Paz, N. R.; Suárez, E. *Chem. - Eur. J.* **2008**, *14*, 6704. (e) John, J. P.; Colby, D. A. *J. Org. Chem.* **2011**, *76*, 9163. (f) Levin, V. V.; Zemtsov, A. A.; Struchkova, M. I.; Dilman, A. D. *Org. Lett.* **2013**, *15*, 917.
- (7) Zhao, Y.; Gao, B.; Hu, J. *J. Am. Chem. Soc.* **2012**, *134*, 5790.
- (8) (a) Kosobokov, M. D.; Levin, V. V.; Struchkova, M. I.; Dilman, A. D. *Org. Lett.* **2014**, *16*, 3784. (b) Levin, V. V.; Smirnov, V. O.; Struchkova, M. I.; Dilman, A. D. *J. Org. Chem.* **2015**, *80*, 9349.
- (9) (a) Kosobokov, M. D.; Levin, V. V.; Struchkova, M. I.; Dilman, A. D. *Org. Lett.* **2015**, *17*, 760. (b) Fedorov, O. V.; Kosobokov, M. D.; Levin, V. V.; Struchkova, M. I.; Dilman, A. D. *J. Org. Chem.* **2015**, *80*, 5870.
- (10) Zhao, Y.; Huang, W.; Zhu, L.; Hu, J. *Org. Lett.* **2010**, *12*, 1444.
- (11) For further details, see the [Supporting Information](#).
- (12) Gao, B.; Zhao, Y.; Hu, M.; Ni, C.; Hu, J. *Chem. - Eur. J.* **2014**, *20*, 7803.
- (13) (a) Prakash, G. K. S.; Ni, C.; Wang, F.; Hu, J.; Olah, G. A. *Angew. Chem., Int. Ed.* **2011**, *50*, 2559. (b) Prakash, G. K. S.; Ni, C.; Wang, F.; Zhang, Z.; Haiges, R.; Olah, G. A. *Angew. Chem., Int. Ed.* **2013**, *52*, 10835. (c) He, Z.; Tan, P.; Ni, C.; Hu, J. *Org. Lett.* **2015**, *17*, 1838.
- (14) (a) Vedejs, E.; Lin, S.; Klapars, A.; Wang, J. *J. Am. Chem. Soc.* **1996**, *118*, 9796. (b) Sanderson, P. E. J.; Cutrona, K. J.; Savage, K. L.; Naylor-Olsen, A. M.; Bickel, D. J.; Bohn, D. L.; Clayton, F. C.; Krueger, J. A.; Lewis, S. D.; Lucas, B. J.; Lyle, E. A.; Wallace, A. A.; Welsh, D. C.; Yan, Y. *Bioorg. Med. Chem. Lett.* **2003**, *13*, 1441.
- (15) CCDC 1472728 contains the supplementary crystallographic data for compound **7e**, which can be obtained free of charge from The Cambridge Crystallographic Data Centre.