

A straightforward approach towards glycoamino acids and glycopeptides *via* Pd-catalysed allylic alkylation†

Katja Krämer, Jan Deska, Christina Hebach and Uli Kazmaier*

Received 12th August 2008, Accepted 24th September 2008

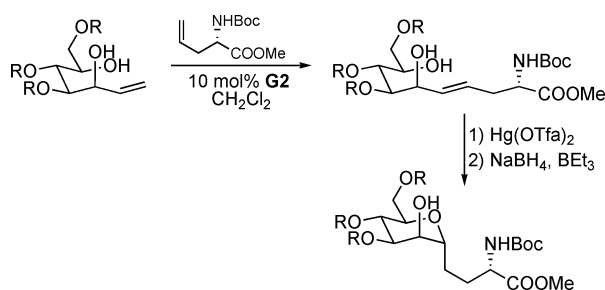
First published as an Advance Article on the web 31st October 2008

DOI: 10.1039/b813978d

Chelated enolates are versatile nucleophiles for palladium-catalysed allylic alkylations. Even with complex allylic substrates the reaction proceed without significant isomerisation. This allows the stereoselective introduction of polyhydroxylated allylic sidechains into amino acids and peptides with retention of the olefin geometry.

Introduction

Glycopeptides play a central role in intercellular processes such as cell-cell recognition or ligand-receptor interaction.¹ Biosynthetically these glycopeptides and -proteins are the result of post-translational peptide modifications, managed by numerous glycosyltransferases.² In general, the sugar moieties are connected to the peptide chain *via* *N*- or *O*-acetals, preferentially towards serines or threonines. The acetal linkage is easily to realize for the enzymes involved, but on the other hand is also sensitive towards hydrolytic cleavage. With respect, that the building blocks of glycopeptides, the glyco amino acids are also interesting drug candidates, this lability is a significant limitation.³ Replacing the connecting oxygen by a methylene unit offers a great deal of stability without changing the steric properties of this so-called *C*-glycosides. Not surprisingly, a lot of different synthetic approaches have been developed in recent years,⁴ using electrophilic,⁵ nucleophilic⁶ or radical glycal precursors.⁷ Recently, several approaches also used ruthenium-catalysed olefin cross-metathesis to generate unsaturated glycosyl amino acids or derivatives thereof.⁸ For example, Nolan *et al.* reported on the coupling of sugar-derived allyl alcohols with protected allyl glycine giving rise to the γ,δ -unsaturated polyhydroxylated amino acid,⁹ which could be cyclized to the *C*-linked glycosyl amino acid in the presence of Hg-salts (Scheme 1).¹⁰ Best results were obtained with the second generation Grubbs-catalyst (**G2**)¹¹ which gave yields around 50%.



Scheme 1 Synthesis of glycosylamino acids *via* cross-metathesis.

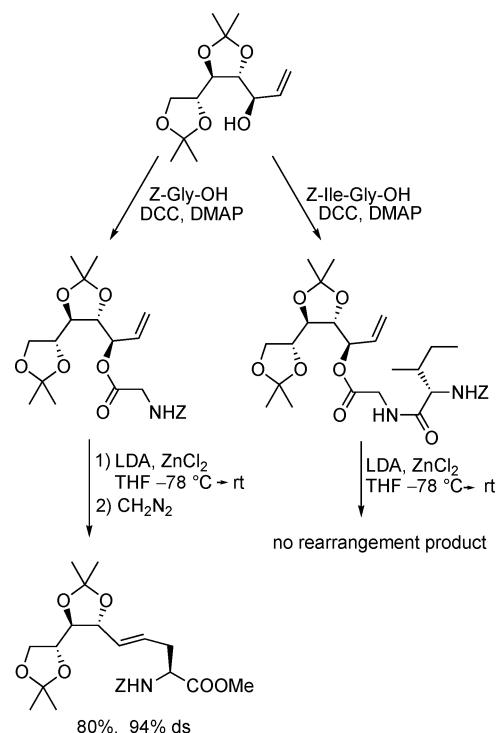
Institut für Organische Chemie, Universität des Saarlandes, D-66123, Saarbrücken, Germany. E-mail: u.kazmaier@mx.uni-saarland.de; Fax: +49 681 302 2409; Tel: +49 681 302 3409

† Electronic supplementary information (ESI) available: ¹H-NMR and ¹³C-NMR spectra of compounds **5–12**. See DOI: 10.1039/b813978d

The major problem was the formation of homocoupling products in the metathesis step.

In principle, the double bond obtained can be subjected to other addition reactions to generate modified glycosyl amino acids. Therefore, it would be important to generate the double bond in a highly stereoselective fashion (*E* or *Z*), which is not a trivial issue under the metathesis conditions.

Based on our interest in the synthesis of azasugars¹² and polyhydroxylated amino acids,¹³ we developed an alternative protocol towards these unsaturated amino acids, taking advantage of a chelate-enolate Claisen rearrangement.¹⁴ If ester of chiral allyl alcohols¹⁵ are subjected to this version of the Claisen rearrangement, an excellent chirality transfer is observed towards the α -position of the amino acid (Scheme 2). Based on the chair-like transition state, the (*E*)-configured double bond is formed



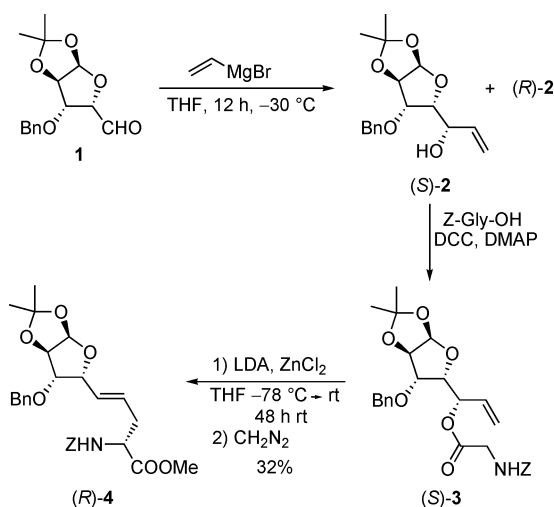
Scheme 2 Synthesis of glycosyl amino acids *via* chelate-Claisen rearrangements.

exclusively in high yield.¹⁴ The free carboxylic acid obtained can be coupled directly with other amino acids and peptides, giving rise to glycopeptide-type structures.

Interestingly, incorporation of the allylic alcohol into a dipeptide and attempts to rearrange these peptide esters were unsuccessful, although unfunctionalized allylic esters gave rise to modified peptides in high yield.¹⁶ In principle, also chirality transfer from the peptide chain towards the newly formed amino acid is possible,¹⁷ but with these rather complex substrates only isomerisation of the double bond was observed.

Results and discussion

To figure out if this Claisen protocol is also suitable to introduce not only a polyhydroxylated side chain, but also a glycoside unit directly, we synthesized an allylic alcohol derived from the protected furanoside aldehyde **1** (Scheme 3).¹⁸ Vinyl magnesium bromide addition gave rise to the required allyl alcohols (*S*)-**2** and (*R*)-**2**, which could be separated by flash chromatography.⁶ Coupling of (*S*)-**2** with *Z*-glycine gave rise to ester (*S*)-**3** as monoclinic crystals, which allowed the determination of the newly formed stereogenic center *via* X-ray structure analysis. Subsequent chelate-enolate Claisen rearrangement under standard conditions gave disappointing results. Only 10% of the rearrangement product (*R*)-**4** could be obtained, together with unreacted allylic ester (*S*)-**3** (40%) and (*S*)-**2**, resulting from decomposition of the enolate. Obviously, with this sterically demanding allylic ester, the rearrangement is getting very slow and side reactions (such as elimination) have to be considered to an increased extent. By prolonging the reaction time the yield could be increased to 32%, but still, with these highly functionalized substrates the chelate-Claisen rearrangement gets to its bounds.

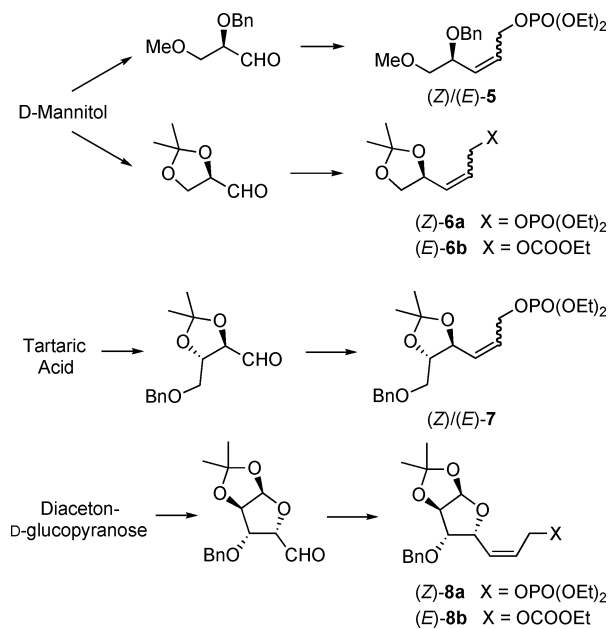


Scheme 3 Chelate-Claisen rearrangements of glycosylallylic esters.

During recent years we have developed an independent approach towards these γ,δ -unsaturated amino acids based on Pd-catalysed allylic alkylations.¹⁹ We stumbled into this field during our peptide Claisen rearrangements,²⁰ and nowadays this synthetic pathway has developed to be a good alternative to the Claisen rearrangement. Both protocols complement each other, giving rise to the opposite diastereomers if substituted allylic substrates are

used.²¹ If chelated enolates of TFA-protected glycinate (generated *in situ* *via* deprotonation/transmetallation) are subjected to Pd-catalysed allylic alkylations,²² the reaction proceeds under very mild conditions, even at -78°C . A wide range of allylic substrates can be used, also highly functionalized ones such as **5**.²³ Therefore, this approach is also suitable for the synthesis of polyhydroxylated amino acids. Also here, the (*E*)-double bond is formed nearly exclusively, what can be explained by a reaction of the thermodynamically more stable π - σ - π -allyl complex. In general, π -allyl complexes can undergo fast π - σ - π -isomerisation, what makes it difficult to transfer the olefin geometry from the allylic substrate into the product.²⁴ This is a major issue especially with (*Z*)-allyl compounds, which also give rise to the (*E*)-product under standard conditions for allylic alkylations.

Based on the high reactivity of the chelated enolates this isomerisation can be suppressed almost completely for 1,3-disubstituted allylic substrates,²⁵ and to some extent also for terminal π -allyl complexes.²⁶ In many cases, (*Z*)-allylic substrates reacted more selectively than the (*E*)-analogues. Therefore, we were interested to see, if we can use the higher selectivity of (*Z*)-substrates also for the synthesis of polyhydroxylated and glycosyl amino acids, preferentially those containing a (*Z*)-double bond. The synthesis of several (*Z*)-allylic substrates, especially phosphates is summarized in Scheme 4. Phosphates showed a higher reactivity compared to the commonly used acetates and carbonates, not only in Pd- but also Rh-catalysed reactions.²²



Scheme 4 Synthesis of carbohydrate-derived allylic substrates.

Starting from readily available chiral pool materials the (*Z*)-configured allylic substrates were prepared from the corresponding aldehydes *via* an Ando version of the Horner–Wadsworth–Emmons reaction.²⁷ Dibal-reduction of the α,β -unsaturated ester formed and subsequent esterification of the resulting allyl alcohol with diethyl chlorophosphate gave rise to the (*Z*)-allyl phosphates **5–8**. For analytical purposes and to investigate the difference between (*E*)- and (*Z*)-substrates, the corresponding (*E*)-substrates were obtained in an analogous way using a standard phosphonate

Table 1 Allylic alkylations using polyhydroxylated allylic substrates

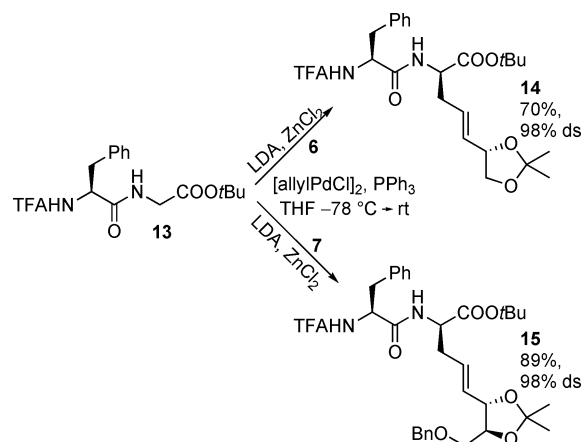
Entry	Subs.	Prod.	Yield (%)	(Z:E)	(Z) (% ds)	(E) (% ds)
1	(Z)- 5	9	99	91:9	61 (<i>S,S</i>)	99 (<i>R,S</i>)
2	(E)- 5	9	79	1:99	—	90 (<i>R,S</i>)
3	(Z)- 6a	10	92	85:15	76 (<i>R,S</i>)	99 (<i>R,S</i>)
4	(E)- 6b	10	77	1:99	—	81 (<i>R,S</i>)
5	(Z)- 7	11	93	98:2	95 (<i>R,S,S</i>)	—
6	(E)- 7	11	69	1:99	—	87 (<i>R,S,S</i>)
7	(Z)- 8a	12	99	90:10	99 (<i>R,R,R,S,R</i>)	65 (<i>R,R,R,S,R</i>)
8	(E)- 8b	12	98	1:99	—	68 (<i>R,R,R,S,R</i>)

condensation in the first step. The (*E*)-configured allyl carbonates (*E*)-**6b** and (*E*)-**8b** were prepared previously.

Interesting results were obtained in the comparison of the (*E*)- and (*Z*)-phosphates **5** (Table 1, entries 1 and 2). With (*E*)-**5** the linear product having a (*E*)-double bond was formed exclusively with high yield and excellent chiral induction. The chiral center at the α -position of the amino acid is exclusively controlled by the stereogenic center in the allyl moiety. With respect, that these two stereogenic centers are separated by three atoms, an induction of 90% is remarkable. Even better results were obtained with the (*Z*)-substrate. The yield was excellent, and the (*Z*)-double bond could be conserved to more than 90%, indicating that π - σ - π -isomerisation could be suppressed efficiently. Surprisingly, the induction for the (*Z*)-product was significantly lower compared to the previous experiment, but the (*E*)-product (resulting from the isomerisation) was obtained as a single stereoisomer.

To prove the generality of this observation, we also subjected the other substrate couples to the same reaction conditions. Comparable results were obtained with substrates **6** (entries 3, 4). Again the yield and the ds for the (*E*)-product was significantly better if (*Z*)-**6** was used, although the (*Z*)-selectivity was slightly worse than with the first substrate. Interestingly the selectivity the (*Z*)-product was formed with increased, probably because of the increased sterical hindrance of the allylic substituent. This tendency was confirmed by using the even more hindered substrates **7** and **8**. With (*Z*)-**7** the olefin geometry could be conserved nearly completely (no isomerisation!) and both, yield and stereoselectivity were excellent. By far the best results in this respect were obtained with the glycosidic substrate **8**, giving quantitative yield and stereoselectivity. The stereoisomerically pure product was obtained by crystallization.

This clearly indicates that, for the synthesis of complex highly functionalized amino acids, the Pd-catalysed allylic alkylation is definitely more suitable than the chelate-Claisen rearrangement. To prove if this methodology can also be used for the synthesis of glycopeptides by direct introduction of functionalized side chains into peptides,²⁸ we subjected dipeptide enolates towards allylic alkylation using **6** and **7** as substrates (Scheme 5). Peptides are slightly less reactive than the corresponding amino acid enolates, requiring higher reaction temperatures. Under these conditions the olefin geometry of the allylic substrates does not play any role, because the π -allyl complexes formed are in an equilibrium. The same results are obtained if the branched allylic substrates with a terminal double bond are used.²³ In both

**Scheme 5** Allylic alkylations of dipeptide enolates.

cases the allylated products were obtained in good yield and excellent diastereoselectivity, while the stereochemical outcome of the reaction is controlled exclusively by the stereogenic center in the peptide chain. An (*S*)-amino acid in the peptide chain induces a (*R*)-amino acid at the C-terminus of the chain. The stereochemical outcome can be explained by the formation of peptide-metal complexes and the shielding of one face of the enolate formed by the side chain of the adjacent amino acid.²⁸

Conclusion

In conclusion, we have shown that the Pd-catalysed allylic alkylation is a powerful tool for the synthesis of complex amino acids. Even with sterically highly hindered allylic substrates, excellent yields can be obtained not only with amino acid but also peptide enolates.

Experimental

General remarks

All the reactions were carried out in oven-dried glassware (100 °C) under nitrogen. All the solvents were dried before use: THF was distilled from LiAlH₄ and CH₂Cl₂ from CaH₂. The products were purified by flash chromatography on silica gel (0.063–0.2 mm). Mixtures of ethyl acetate and hexanes were generally used as the eluents. Analysis by TLC was carried out on commercially

precoated Polygram SIL-G/UV 254 plates (Machery-Nagel, Dueren). Visualization was accomplished with UV light, KMnO_4 solution, or iodine. Melting points were determined on a Büchi melting-point apparatus and are uncorrected. ^1H - and ^{13}C -NMR spectroscopic analysis was performed on Bruker AC-500 or Bruker DRX-500 spectrometers. Selected signals for the minor diastereomers are extracted from the spectra of the diastereoisomeric mixture. The values for diastereoisomeric excess were determined by analytical HPLC using a Trentec Reprosil-100 Chiral-NR 8 mm-column and a Shimadzu UV detector. Optical rotations were measured on a Perkin-Elmer polarimeter PE 341. Chemical ionisation (CI) mass spectra were performed on a Finnigan MAT 95, FAB spectra on a Joel JMS-700 mass spectrometer. Elemental analyses were carried out at the Department of Chemistry at Saarland University.

***N*-Benzyloxycarbonylglycine (*S*)-[(3*aR*,5*R*,6*S*,6*aR*)-1-(6-benzyloxy-2,2-dimethyl-tetrahydrofuro[2,3-*d*][1,3]dioxol-5-yl)-prop-2-enyl]ester (*S*)-3.** To a solution of (*S*)-**2**²⁹ (1.28 g, 4.1 mmol) and *N*-benzyloxycarbonylglycine (875 mg, 4.1 mmol) in CH_2Cl_2 (50 mL) DMAP (50 mg, 0.4 mmol) and DCC (930 mg, 4.5 mmol) were added at 0 °C. The mixture was allowed to warm to room temperature overnight. After filtration of the precipitated urea and extracting the organic layer with NaHCO_3 and 1 N KHSO_4 , the solvent was dried (Na_2SO_4) and evaporated *in vacuo*. Flash chromatography of the crude product gave rise to (*S*)-**3** (1.51 g, 3.0 mmol, 74%) as monoclinic crystals, mp. 109–112 °C. ^1H -NMR (300 MHz, CDCl_3): δ 7.33–7.24 (m, 10H), 5.93 (d, $J_2 = 3.7$ Hz, 1H), 5.86–5.55 (m, 2H), 5.30–5.23 (m, 3H), 5.12 (d, $J = 12.4$ Hz, 1H), 5.08 (d, $J = 12.2$ Hz, 1H), 4.63 (d, $J = 11.9$ Hz, 1H), 4.61 (d, $J = 4.0$ Hz, 1H), 4.40 (d, $J = 11.7$ Hz, 1H), 4.17 (dd, $J = 8.4$, 3.1 Hz, 1H), 4.25 (dd, $J = 17.7$, 5.0 Hz, 1H), 3.93 (dd, $J = 17.7$, 5.3 Hz, 1H), 3.88 (d, $J = 3.2$ Hz, 1H), 1.30 (s, 3H), 1.43 (s, 3H); ^{13}C -NMR (75 MHz, CDCl_3): δ 169.0, 156.1, 136.8, 136.3, 131.6, 128.3, 128.5, 128.1, 128.0, 127.8, 119.5, 111.9, 105.2, 81.9, 81.6, 81.0, 73.8, 71.8, 66.9, 42.9, 26.8, 26.2; HRMS (FAB) calcd for $\text{C}_{27}\text{H}_{32}\text{O}_8\text{N}$ [$\text{M} + \text{H}$]⁺: 498.2128. Found: 498.2128; Anal. calcd for $\text{C}_{27}\text{H}_{31}\text{O}_8\text{N}$ (497.55): C, 65.18; H, 6.28; N, 2.82. Found: C, 64.75; H, 6.44; N, 2.71.

5-((3*aR*,5*R*,6*S*,6*aR*)-6-Benzyloxy-2,2-dimethyl-tetrahydrofuro[2,3-*d*][1,3]-dioxol-5-yl)-(2*R*)-(benzyloxycarbonyl)amino-4-(*E*)-pentenoic acid methyl ester (*R*)-4. A fresh prepared solution of LDA (1.5 mmol) in THF (5 mL) was added to a solution of ester (*S*)-**3** (300 mg, 0.6 mmol) and ZnCl_2 (100 mg, 0.7 mmol) in THF (6 mL) at –78 °C. The cooling bath was removed and the resulting clear solution was allowed to warm to room temperature. Et_2O (20 mL) and 1 N KHSO_4 was added and the emulsion was stirred until the layers became clear and colourless. The layers were separated and after drying the organic layer (Na_2SO_4) and evaporation of the solvent the crude acid was esterified with CH_2N_2 and purified by flash chromatography giving rise to (*R*)-**4** as a pale yellow oil (92 mg, 0.18 mmol, 32%). ^1H -NMR (300 MHz, CDCl_3): δ 7.33–7.22 (m, 10H), 5.91–5.72 (m, 2H), 5.73 (d, $J = 2.9$ Hz, 1H), 5.42 (d, $J = 8.1$ Hz, 1H), 5.10–5.05 (m, 3H), 4.67–4.43 (m, 5H), 3.82 (s, 3H), 2.61–2.67 (m, 2H), 1.39 (s, 3H), 1.28 (s, 3H); ^{13}C -NMR (75 MHz, CDCl_3): δ 168.1, 156.7, 137.2, 135.9, 128.3, 127.8, 127.2, 126.8, 126.6, 126.4, 126.1, 111.3, 104.5, 83.1, 82.6, 80.4, 71.9, 66.8, 53.1, 52.2, 35.0, 26.8, 26.0. HRMS (FAB) calcd for $\text{C}_{28}\text{H}_{34}\text{O}_8\text{N}$ [$\text{M} + \text{H}$]⁺: 512.2306.

General procedure of the preparation of the allyl phosphates 5–8

Pyridine (2.5 eq.), DMAP (5 mol%) and diethyl chlorophosphate (1.2 eq.) were added to a solution of the corresponding allyl alcohol in dry dichloromethane (2 mL/mmole) at 0 °C and the mixture was stirred over night. The solution was diluted with dichloromethane before 1 N KHSO_4 was added. The layers were separated, the aqueous phase was extracted three times with diethyl ether and the combined organic layers were dried over Na_2SO_4 . After evaporation of the solvent *in vacuo* the crude product was purified by flash chromatography (hexanes/ethyl acetate = 1:1).

(4*S*)-Benzyloxy-5-methoxy-2-(*Z*)-pentenyl diethyl phosphate ((*Z*)-5). According to the general procedure for the preparation of allyl phosphates, (*Z*)-**5** was obtained from (4*S*)-Benzyloxy-5-methoxy-2-(*Z*)-penten-1-ol (120 mg, 0.54 mmol) and diethyl chlorophosphate (112 mg, 0.65 mmol) in 66% yield (128 mg, 0.36 mmol, 99% *Z*) as a colourless oil; $[\alpha]_{\text{D}}^{20} +23.9^\circ$ (*c* 1.0 in CHCl_3); ^1H NMR (500 MHz): δ 7.31–7.22 (m, 5H), 5.79 (m, 1H), 5.55 (ddt, $J = 11.3$, 8.8, 1.6 Hz, 1H), 4.62–4.57 (m, 2H), 4.51 (dddd, $J = 12.8$, 8.3, 5.9, 1.6 Hz, 1H), 4.42 (d, $J = 12.0$ Hz, 1H), 4.29 (dddd, $J = 8.8$, 6.2, 4.7, 0.8, 1H), 4.08 (m, 4H), 3.49 (dd, $J = 10.2$, 6.2 Hz, 1H), 3.36 (dd, $J = 10.2$, 4.7 Hz, 1H), 3.33 (s, 3H), 1.30 (t, $J = 6.9$ Hz, 6H); ^{13}C NMR (125 MHz): δ 138.0, 131.9, 128.9 (d, $J = 7.4$ Hz), 128.3, 127.7, 127.6, 75.0, 73.4, 70.6, 63.8 (d, $J = 5.9$ Hz), 63.0 (d, $J = 5.5$ Hz), 59.3, 16.1 (d, $J = 6.7$ Hz); HRMS (CI) calcd for $\text{C}_{17}\text{H}_{27}\text{O}_6\text{P}$ [M]⁺: 358.1545. Found: 358.1524.

(4*S*)-Benzyloxy-5-methoxy-2-(*E*)-pentenyl diethyl phosphate ((*E*)-5). According to the general procedure for the preparation of allyl phosphates, (*E*)-**5** was obtained from (4*S*)-Benzyloxy-5-methoxy-2-(*Z*)-penten-1-ol (197 mg, 0.87 mmol) and diethyl chlorophosphate (184 mg, 1.06 mmol) in 55% yield (173 mg, 0.48 mmol) as a colourless oil; $[\alpha]_{\text{D}}^{20} +36.7^\circ$ (*c* 0.9 in CHCl_3); ^1H NMR (500 MHz): δ 7.32–7.22 (m, 5H), 5.87 (m, 1H), 5.76 (dd, $J = 15.6$, 7.0 Hz, 1H), 4.60 (d, $J = 12.0$ Hz, 1H), 4.54 (m, 2H), 4.45 (d, $J = 12.0$ Hz, 1H), 4.10 (dq, $J = 7.2$, 7.1 Hz, 4H), 4.01 (m, 1H), 3.47 (dd, $J = 10.2$, 6.2 Hz, 1H), 3.41 (dd, $J = 10.2$, 4.4 Hz, 1H), 3.34 (s, 3H), 1.32 (t, $J = 7.1$ Hz, 6H); ^{13}C NMR (125 MHz): δ 138.2, 131.6, 128.3, 128.3 (d, $J = 7.4$ Hz), 127.7, 127.5, 77.7, 75.3, 70.7, 66.9 (d, $J = 5.6$ Hz), 63.8 (d, $J = 5.8$ Hz), 59.2, 16.1 (d, $J = 6.7$ Hz); HRMS (CI) calcd for $\text{C}_{17}\text{H}_{28}\text{O}_6\text{P}$ [$\text{M} + \text{H}$]⁺: 359.1624. Found: 359.1586. Anal. calcd for $\text{C}_{17}\text{H}_{27}\text{O}_6\text{P}$ (358.37): C 56.98; H 7.59. Found: C 57.35; H 7.70.

(*Z*)-3-((4*S*)-2,2-Dimethyl-[1,3]-dioxolan-4-yl)-allyl diethyl phosphate ((*Z*)-6a). NaH (55–65%, 220 mg, 5.00 mmol) and NaI (749 mg, 5.00 mmol) were added to a solution of (diphenylphosphono)acetic acid *tert*-butylester (1.74 g, 5.00 mmol) in dry THF (60 mL) at 0 °C. The solution was stirred for 30 min and was then cooled to –78 °C before 2,3-*O*-Isopropyliden-(*S*)-glyceraldehyde (846 mg, 6.50 mol) dissolved in dry THF was added slowly. The reaction mixture was allowed to warm to room temperature over night. 1 N KHSO_4 was added and the layers were separated. The aqueous phase was extracted three times with diethyl ether and the combined organic layers were dried over MgSO_4 . After evaporation of the solvent *in vacuo* the crude product was purified by flash chromatography (hexanes/ethyl acetate = 8:2). After carefully concentration, the ester obtained was dissolved in dry THF and the solution was cooled to –78 °C followed by the addition of DIBAL (1M in hexanes, 10 mL, 10.0 mmol). The reaction

mixture was allowed to warm to room temperature over night. After diluting with diethyl ether, the mixture was quenched by the addition of 8.3 mL of water. The mixture was stirred 30 min, the gel-like precipitate formed was removed by filtration and washed with dichloromethane. The filtrate was dried over MgSO_4 and concentrated under reduced pressure. The residue was subjected to the general procedure for the preparation of allyl phosphates with diethyl chlorophosphate (1.04 g, 6.00 mmol) and (Z)-**6a** was obtained in 37% yield (514 mg, 1.83 mmol, 99% Z) as a colourless oil; $[\alpha]_{\text{D}}^{20} -1.5^\circ$ (*c* 1.0 in CHCl_3); $^1\text{H-NMR}$ (500 MHz, CDCl_3): δ 5.75 (dddd, *J* = 11.2, 6.7, 4.6, 1.0 Hz, 1H), 5.62 (ddt, *J* = 11.2, 8.2, 1.4 Hz, 1H), 4.79 (m, 1H), 4.62 (m, 2H), 4.10–4.04 (m, 5H), 3.53 (dd, *J* = 7.9, 7.9 Hz, 1H), 1.38 (s, 3H), 1.34 (s, 3H), 1.30 (t, *J* = 7.0 Hz, 6H); $^{13}\text{C NMR}$ (125 MHz): δ 131.9, 128.1 (d, *J* = 6.9 Hz), 109.6, 71.8, 69.3, 63.8 (d, *J* = 5.8 Hz), 62.7 (d, *J* = 5.6 Hz), 26.6, 25.8, 16.1 (d, *J* = 6.7 Hz); HRMS (CI) calcd for $\text{C}_{12}\text{H}_{24}\text{O}_6\text{P}$ [$\text{M} + \text{H}$] $^+$: 295.1311. Found: 295.1258. Anal. calcd for $\text{C}_{12}\text{H}_{23}\text{O}_6\text{P}$ (294.28): C 48.98; H 7.88. Found: C 48.49; H 7.89.

(Z)-3-((4S,5S)-5-Benzyloxymethyl-2,2-dimethyl-[1,3]-dioxolan-4-yl)-allyl diethyl phosphate ((Z)-7). According to the general procedure for the preparation of allyl phosphates, (Z)-**7** was obtained from 3-((4S,5S)-5-Benzyloxymethyl-2,2-dimethyl-[1,3]-dioxolan-4-yl)-2-(Z)-penten-1-ol (502 mg, 1.80 mmol) and diethyl chlorophosphate (373 g, 2.16 mmol) in 92% yield (690 mg, 1.66 mmol, 99% Z) as a colourless oil; $[\alpha]_{\text{D}}^{20} +5.8^\circ$ (*c* 1.0 in CHCl_3); $^1\text{H-NMR}$ (500 MHz, CDCl_3): δ 7.33–7.23 (m, 5H), 5.79 (dddd, *J* = 11.2, 7.0, 5.4, 0.8 Hz, 1H), 5.62 (ddt, *J* = 11.2, 8.4, 1.3 Hz, 1H), 4.67 (m, 1H), 4.59–4.51 (m, 4H), 4.06 (dq, *J* = 8.0, 7.1 Hz, 4H), 3.85 (m, 1H), 3.57 (dd, *J* = 10.6, 3.9 Hz, 1H), 3.53 (dd, *J* = 10.6, 4.9 Hz, 1H), 1.40 (s, 6H), 1.29 (td, *J* = 7.1, 0.6 Hz, 6H); $^{13}\text{C NMR}$ (125 MHz): δ 137.8, 130.3, 129.4 (d, *J* = 7.1 Hz), 128.3, 127.6, 127.6, 109.7, 80.0, 73.8, 73.6, 69.1, 63.7 (d, *J* = 5.8 Hz), 62.9 (d, *J* = 5.2 Hz), 27.0, 26.9, 16.0 (d, *J* = 6.7 Hz); HRMS (CI) calcd for $\text{C}_{20}\text{H}_{32}\text{O}_7\text{P}$ [$\text{M} + \text{H}$] $^+$: 415.1886. Found: 415.1907. Anal. calcd for $\text{C}_{20}\text{H}_{31}\text{O}_7\text{P}$ (414.44): C 57.96; H 7.54. Found: C 57.79; H 7.41.

(E)-3-((4S,5S)-5-Benzyloxymethyl-2,2-dimethyl-[1,3]-dioxolan-4-yl)-allyl diethyl phosphate ((E)-7). According to the general procedure for the preparation of allyl phosphates, (E)-**7** was obtained from 3-((4S,5S)-5-Benzyloxymethyl-2,2-dimethyl-[1,3]-dioxolan-4-yl)-2-(E)-penten-1-ol (228 mg, 0.82 mmol) and diethyl chlorophosphate (170 mg, 0.98 mmol) in 85% yield (290 mg, 0.70 mmol) as a colourless oil; $[\alpha]_{\text{D}}^{20} -11.9^\circ$ (*c* 1.0 in CHCl_3); $^1\text{H-NMR}$ (500 MHz, CDCl_3): δ 7.33–7.25 (m, 5H), 5.86 (dt, *J* = 15.5, 5.3 Hz, 1H), 5.78 (dd, *J* = 15.5, 6.6 Hz, 1H), 4.56 (s, 2H), 4.50 (m, 2H), 4.25 (dd, *J* = 8.7, 5.1 Hz, 1H), 4.08 (m, 4H), 3.87 (ddd, *J* = 8.7, 5.1, 3.7 Hz, 1H), 3.58 (dd, *J* = 10.4, 3.7 Hz, 1H), 3.53 (dd, *J* = 10.4, 5.1 Hz, 1H), 1.41 (s, 3H), 1.40 (s, 3H), 1.30 (t, *J* = 7.1 Hz, 6H); $^{13}\text{C NMR}$ (125 MHz): δ 137.9, 130.6, 128.4 (d, *J* = 7.5 Hz), 128.3, 127.7, 127.6, 109.6, 80.0, 78.0, 73.6, 69.3, 66.6 (d, *J* = 5.1 Hz), 63.8 (d, *J* = 5.9 Hz), 26.9, 26.9, 16.1 (d, *J* = 6.7 Hz); HRMS (CI) calcd for $\text{C}_{20}\text{H}_{32}\text{O}_7\text{P}$ [$\text{M} + \text{H}$] $^+$: 415.1886. Found: 415.1874. Anal. calcd for $\text{C}_{20}\text{H}_{31}\text{O}_7\text{P}$ (414.44): C 57.96; H 7.54. Found: C 57.71; H 7.20.

(Z)-3-((3aR,5R,6S,6aR)-6-Benzyloxy-2,2-dimethyl-tetrahydro-furo[2,3-d][1,3]-dioxol-5-yl)-allyl diethyl phosphate ((Z)-8a). According to the general procedure for the preparation of allyl

phosphates, (Z)-**8a** was obtained from 3-((3aR,5R,6S,6aR)-6-Benzyloxy-2,2-dimethyl-tetrahydro-furo[2,3-d][1,3]-dioxol-5-yl)-2-(Z)-penten-1-ol (864 mg, 2.82 mmol) and diethyl chlorophosphate (583 mg, 3.38 mmol) in 90% yield (1.12 g, 2.54 mmol, 99% Z) as a colourless oil; $[\alpha]_{\text{D}}^{20} -70.3^\circ$ (*c* 1.1 in CHCl_3); $^1\text{H-NMR}$ (500 MHz, CDCl_3): δ 7.33–7.25 (m, 5H), 5.93 (d, *J* = 3.8 Hz, 1H), 5.84–5.82 (m, 2H), 4.88 (dd, *J* = 5.8, 3.4 Hz, 1H), 4.63–4.60 (m, 4H), 4.50 (d, *J* = 12.1 Hz, 1H), 4.08 (dq, *J* = 7.2, 7.1 Hz, 4H), 3.86 (d, *J* = 3.1 Hz, 1H), 1.48 (s, 3H), 1.32–1.28 (m, 9H); $^{13}\text{C NMR}$ (125 MHz): δ 137.8, 128.7 (d, *J* = 7.0 Hz), 128.4, 127.9, 127.8, 127.5, 111.6, 104.8, 83.4, 82.7, 76.0, 72.1, 63.8 (d, *J* = 5.8 Hz), 63.2 (d, *J* = 5.4 Hz), 26.7, 26.1, 16.1 (d, *J* = 6.7 Hz); HRMS (CI) calcd for $\text{C}_{21}\text{H}_{32}\text{O}_8\text{P}$ [$\text{M} + \text{H}$] $^+$: 443.1835. Found: 443.1857. Anal. calcd for $\text{C}_{21}\text{H}_{31}\text{O}_8\text{P}$ (442.45): C 57.01; H 7.06. Found: C 56.98; H 7.01.

(E)-3-((3aR,5R,6S,6aR)-6-Benzyloxy-2,2-dimethyl-tetrahydro-furo[2,3-d][1,3]-dioxol-5-yl)-allyl methyl carbonate ((E)-8b). 3-((3aR,5R,6S,6aR)-6-Benzyloxy-2,2-dimethyl-tetrahydro-furo[2,3-d][1,3]-dioxol-5-yl)-2-(E)-penten-1-ol (744 mg, 2.43 mmol) was dissolved in dichloromethane (5 mL) before pyridine (0.49 mL, 6.08 mmol) and methyl chloroformate (345 mg, 3.65 mmol) were added at 0 °C. After complete consumption of the starting material (TLC control), the reaction mixture was diluted with diethyl ether, 1 N KHSO_4 was added, the layers were separated and the aqueous phase was extracted three times with diethyl ether. The combined organic layers were dried over MgSO_4 and concentrated *in vacuo*. The crude product was purified by column chromatography (hexanes/ethyl acetate = 8:2) to afford (E)-**8b** in 87% yield (807 mg, 2.12 mmol) as a colourless oil; $[\alpha]_{\text{D}}^{20} -53.5^\circ$ (*c* 1.0 in CHCl_3); $^1\text{H-NMR}$ (500 MHz, CDCl_3): δ 7.34–7.25 (m, 5H), 5.96–5.93 (m, 3H), 4.72–4.59 (m, 5H), 4.50 (d, *J* = 12.2 Hz, 1H), 3.96 (d, *J* = 3.1 Hz, 1H), 3.75 (s, 3H), 1.47 (s, 3H), 1.30 (s, 3H); $^{13}\text{C NMR}$ (125 MHz): δ 155.5, 137.4, 128.9, 128.4, 127.9, 127.7, 127.6, 111.6, 104.8, 83.2, 82.9, 80.2, 72.1, 67.4, 54.8, 26.7, 26.2; HRMS (CI) calcd for $\text{C}_{19}\text{H}_{26}\text{O}_7$ [$\text{M} + 2\text{H}$] $^+$: 366.1679. Found: 366.1664. Anal. calcd for $\text{C}_{19}\text{H}_{24}\text{O}_7$ (364.40): C 62.63; H 6.64. Found: C 62.66; H 6.59.

General procedure for the allylic alkylation using polyhydroxylated allylic substrates

In a Schlenk flask hexamethyldisilazane (222 mg, 1.38 mmol) was dissolved in dry THF (2 mL) under argon. After cooling the solution to -78°C , *n*-BuLi (1.6 M in hexanes, 0.78 mL, 1.25 mmol) was added slowly. The cooling bath was removed, and the solution was stirred 10 min. In a second Schlenk flask ZnCl_2 (76 mg, 0.55 mmol) was carefully dried *in vacuo*. After cooling to room temperature, TFA-Gly-*O*tBu (114 mg, 0.50 mmol) was added dissolved in dry THF (1 mL). The solution was cooled to -78°C , before the freshly prepared LHMDS solution was added and stirring was continued for 20 min. In a third flask, $[\text{allylPdCl}]_2$ (1 mg, 0.0025 mmol) and PPh_3 (3 mg, 0.0113 mmol) were dissolved in dry THF (0.5 mL). After stirring for 15 min at room temperature, this solution was added to the chelated enolate at -78°C . At the same temperature the allylic substrate (0.25 mmol) was added drop wise in THF (1 mL). Excess of dry ice was added to the cooling bath, before the mixture was allowed to warm to room temperature overnight. The solution was diluted with diethyl ether and then quenched by the addition of 1 N KHSO_4 . The layers were separated, the aqueous layer was

extracted three times with diethyl ether and the combined organic layers were dried over MgSO_4 . The solvent was evaporated under vacuum and the residue was purified by flash-chromatography.

(6S)-Benzyloxy-7-methoxy-(2S)-(trifluoroacetyl)amino-4-(Z)-heptenoic acid *tert*-butylester ((S,S)-(Z)-9). According to the general procedure for allylic alkylation using polyhydroxylated allylic substrates, (Z)-9 was obtained from TFA-Gly-*Or*Bu (114 mg, 0.50 mmol) and allyl phosphate (Z)-5 (90 mg, 0.25 mmol) in 96% yield (104 mg, 0.24 mmol, 91% Z, 61% ds) as a colourless oil; major diastereomer: $^1\text{H-NMR}$ (500 MHz, CDCl_3): δ 7.39 (d, J = 6.0 Hz, 1H), 7.33–7.24 (m, 5H), 5.60–5.55 (m, 2H), 4.58 (d, J = 11.8 Hz, 1H), 4.49 (m, 1H), 4.41 (d, J = 11.8 Hz, 1H), 4.22 (m, 1H), 3.55 (dd, J = 9.6, 5.5 Hz, 1H), 3.37–3.33 (m, 4H), 2.67 (m, 1H), 2.59 (m, 1H), 1.46 (s, 9H); $^{13}\text{C NMR}$ (125 MHz): δ 168.8, 157.0 (q, J = 37.5 Hz), 137.9, 133.0, 128.4, 127.8, 127.7, 127.4, 115.7 (q, J = 288 Hz), 83.2, 74.7, 72.6, 70.5, 59.3, 52.4, 29.7, 27.9; minor diastereomer (selected signals): $^1\text{H-NMR}$ (500 MHz, CDCl_3): δ 4.28 (m, 1H), 3.50 (dd, J = 9.5, 4.9 Hz, 1H), 3.41 (dd, J = 9.5, 6.7 Hz, 1H), 3.36 (s, 3H), 1.45 (s, 9H); $^{13}\text{C NMR}$ (125 MHz): δ 169.2, 137.9, 133.3, 75.1, 73.0, 70.6, 59.2, 52.6, 29.8; HRMS (CI) calcd for $\text{C}_{17}\text{H}_{19}\text{F}_3\text{NO}_5$ [$\text{M}-\text{C}_4\text{H}_9$] $^+$: 374.1215. Found: 374.1240; Anal. calcd for $\text{C}_{21}\text{H}_{28}\text{F}_3\text{NO}_5$ (431.45): C 58.46; H 6.54; N, 3.25. Found: 58.83; H, 6.59; N, 3.54; HPLC (Reposil 100 Chiral-NR 8 mm, hexane/*i*PrOH 99.5:0.5, 0.5 mL/min): $t_{\text{R}(R,S)}$ = 37.54 min; $t_{\text{R}(S,S)}$ = 42.03 min.

(6S)-Benzyloxy-7-methoxy-(2R)-(trifluoroacetyl)amino-4-(E)-heptenoic acid *tert*-butylester ((R,S)-(E)-9). According to the general procedure for allylic alkylation using polyhydroxylated allylic substrates, (E)-9 was obtained from TFA-Gly-*Or*Bu (114 mg, 0.50 mmol) and allyl phosphate (E)-5 (90 mg, 0.25 mmol) in 79% yield (85 mg, 0.20 mmol, 90% ds) as a colourless oil; $[\alpha]_{\text{D}}^{20}$ –7.1° (c 0.8 in CHCl_3); major diastereomer: $^1\text{H-NMR}$ (500 MHz, CDCl_3): δ 7.33–7.23 (m, 5H), 6.96 (d, J = 7.1 Hz, 1H), 5.57–5.50 (m, 2H), 4.59–4.55 (m, 2H), 4.39 (d, J = 12.1 Hz, 1H), 3.93 (m, 1H), 3.44 (dd, J = 10.0, 6.0 Hz, 1H), 3.37 (dd, J = 10.0, 5.2 Hz, 1H), 3.33 (s, 3H), 2.68 (m, 1H), 2.60 (m, 1H), 1.47 (s, 9H); $^{13}\text{C NMR}$ (125 MHz): δ 169.1, 156.5 (q, J = 37.6 Hz), 138.2, 133.7, 128.3, 127.7, 127.6, 126.8, 115.7 (q, J = 288 Hz), 83.5, 77.9, 75.1, 70.5, 59.2, 52.4, 34.5, 28.0; minor diastereomer (selected signals): $^1\text{H-NMR}$ (500 MHz, CDCl_3): δ 4.40 (d, J = 12.1 Hz, 1H), 3.33 (s, 3H), 2.75 (m, 1H), 2.54 (m, 1H); $^{13}\text{C NMR}$ (125 MHz): δ 133.2, 126.6, 83.6, 75.3, 52.5; HPLC (Reposil 100 Chiral-NR 8 mm, hexane/*i*PrOH 99.5:0.5, 0.5 mL/min): $t_{\text{R}(R,S)}$ = 46.58 min; $t_{\text{R}(S,S)}$ = 49.36 min.

(6S)-5-(2,2-Dimethyl-[1,3]-dioxolan-4-yl)-(2R)-(trifluoroacetyl)amino-4-(Z)-pentenoic acid *tert*-butylester ((R,S)-(Z)-10). According to the general procedure for allylic alkylation using polyhydroxylated allylic substrates, (Z)-9 was obtained from TFA-Gly-*Or*Bu (114 mg, 0.50 mmol) and allyl phosphate (Z)-6a (74 mg, 0.25 mmol) in 92% yield (65 mg, 0.22 mmol, 85% Z, 76% ds) as a colourless oil; major diastereomer: $^1\text{H-NMR}$ (500 MHz, CDCl_3): δ 7.31 (d, J = 5.6 Hz, 1H), 5.64 (m, 1H), 5.52 (m, 1H), 4.71 (m, 1H), 4.48 (m, 1H), 4.06 (m, 1H), 3.55 (m, 1H), 2.75 (m, 1H), 2.67 (m, 1H), 1.47 (s, 9H), 1.39 (s, 3H), 1.34 (s, 3H); $^{13}\text{C NMR}$ (125 MHz): δ 169.1, 157.0 (q, J = 37.4 Hz), 132.0, 127.6, 115.6 (q, J = 287 Hz), 109.6, 83.5, 71.1, 69.3, 52.4, 29.6, 28.0, 26.6, 25.5; minor diastereomer (selected signals): $^1\text{H-NMR}$ (500 MHz, CDCl_3): δ 7.19 (d, J = 4.3 Hz, 1H), 4.41 (m, 1H),

1.47 (s, 9H), 1.38 (s, 3H), 1.36 (s, 3H); $^{13}\text{C NMR}$ (125 MHz): δ 168.8, 131.7, 128.0, 109.6, 83.5, 71.2, 69.4, 52.6, 29.6, 26.6, 25.8; HRMS (CI) calcd for $\text{C}_{12}\text{H}_{15}\text{F}_3\text{NO}_5$ [$\text{M}-\text{C}_4\text{H}_9$] $^+$: 310.0902. Found: 310.0930; HPLC (Reposil 100 Chiral-NR 8 mm, hexane/*i*PrOH 99.5:0.5, 0.5 mL/min): $t_{\text{R}(R,S)}$ = 26.72 min; $t_{\text{R}(S,S)}$ = 28.47 min.

5-[(4S,5S)-5-Benzyloxymethyl-2,2-dimethyl-[1,3]dioxolan-4-yl)]-(2R)-(trifluoroacetyl) amino-4-(Z)-pentenoic acid *tert*-butylester ((R,S,S)-(Z)-11). According to the general procedure for allylic alkylation using polyhydroxylated allylic substrates, (Z)-11 was obtained from TFA-Gly-*Or*Bu (114 mg, 0.50 mmol) and allyl phosphate (Z)-7 (104 mg, 0.25 mmol) in 93% yield (113 mg, 0.23 mmol, 98% Z, 95% ds) as a colourless oil; major diastereomer: $^1\text{H-NMR}$ (500 MHz, CDCl_3): δ 7.36 (d, J = 7.1 Hz, 1H), 7.35–7.26 (m, 5H), 5.66 (dd, J = 11.0, 8.1 Hz, 1H), 5.53 (m, 1H), 4.58 (s, 2H), 4.49 (dd, J = 8.3, 8.1 Hz, 1H), 4.43 (m, 1H), 3.89 (dt, J = 8.3 Hz, 4.6 Hz, 1H), 3.57 (dd, J = 10.4, 4.6 Hz, 1H), 3.59–3.52 (m, 2H), 2.74–2.58 (m, 2H), 1.45 (s, 9-H), 1.42 (s, 3H), 1.38 (s, 3H); $^{13}\text{C NMR}$ (125 MHz): δ 168.8, 157.0 (q, J = 37.5 Hz), 137.6, 131.1, 128.5, 128.4, 127.8, 127.8, 115.7 (q, $J_{19,F}$ = 288 Hz), 109.7, 83.2, 80.3, 73.8, 73.7, 69.3, 52.4, 29.6, 27.9, 27.0, 26.7; HRMS (CI) calcd for $\text{C}_{20}\text{H}_{23}\text{F}_3\text{NO}_6$ [$\text{M}-\text{C}_4\text{H}_9$] $^+$: 430.1477. Found: 430.1532; Anal. calcd for $\text{C}_{24}\text{H}_{32}\text{F}_3\text{NO}_6$ (487.52): 59.13; H, 6.62; N, 2.87. Found: C 59.19; H, 6.56; N, 3.28; HPLC (Reposil 100 Chiral-NR 8 mm, hexane/*i*PrOH 99.5:0.5, 1.0 mL/min): $t_{\text{R}(R,S,S)}$ = 22.13 min; $t_{\text{R}(S,S,S)}$ = 24.93 min.

5-[(4S,5S)-5-Benzyloxymethyl-2,2-dimethyl-[1,3]dioxolan-4-yl)]-(2R)-(trifluoroacetyl) amino-4-(E)-pentenoic acid *tert*-butylester ((R,S,S)-(E)-11). According to the general procedure for allylic alkylation using polyhydroxylated allylic substrates, (E)-11 was obtained from TFA-Gly-*Or*Bu (114 mg, 0.50 mmol) and allyl phosphate (E)-7 (104 mg, 0.25 mmol) in 69% yield (85 mg, 0.17 mmol, 87% ds) as a colourless oil; major diastereomer: $^1\text{H-NMR}$ (500 MHz, CDCl_3): δ 7.34–7.25 (m, 5H), 6.91 (d, J = 7.0 Hz, 1H), 5.59–5.56 (m, 2H), 4.57 (s, 2H), 4.53 (m, 1H), 4.17 (dd, J = 8.4, 6.0 Hz, 1H), 3.82 (ddd, J = 8.4, 5.0, 4.3 Hz, 1H), 3.57–3.50 (m, 2H), 2.67 (m, 1H), 2.56 (m, 1H), 1.47 (s, 9H), 1.38 (2 s, 6H); $^{13}\text{C NMR}$ (125 MHz): δ 169.0, 156.5 (q, J = 37.5 Hz), 137.8, 133.0, 128.4, 127.8, 127.7, 126.9, 115.6 (q, J = 288 Hz), 109.5, 83.7, 79.9, 78.7, 73.6, 69.4, 52.4, 34.3, 28.0, 26.9, 26.9; minor diastereomer (selected signals): $^1\text{H-NMR}$ (500 MHz, CDCl_3): δ 6.88 (d, J = 7.2 Hz, 1H), 2.49 (m, 1H), 1.41 (s, 3H), 1.40 (s, 3H); $^{13}\text{C NMR}$ (125 MHz): δ 132.6, 80.1, 78.4, 34.7; HPLC (Reposil 100 Chiral-NR 8 mm, hexane/*i*PrOH 99.5:0.5, 1.0 mL/min): $t_{\text{R}(R,S,S)}$ = 27.83 min; $t_{\text{R}(S,S,S)}$ = 30.76 min.

5-((3aR,5R,6S,6aR)-6-Benzyloxy-2,2-dimethyl-tetrahydrofuro-[2,3-*d*][1,3]-dioxol-5-yl)-(2R)-(trifluoroacetyl)amino-4-(Z)-pentenoic acid *tert*-butylester ((R,R,R,S,R)-(Z)-12). According to the general procedure for allylic alkylation using polyhydroxylated allylic substrates, (Z)-12 was obtained from TFA-Gly-*Or*Bu (114 mg, 0.50 mmol) and allyl phosphate (Z)-8a (111 mg, 0.25 mmol) in 99% yield (129 mg, 0.25 mmol, 90% Z, 99% ds) as a colourless solid. Recrystallisation affords (Z)-12 in 67% yield (86 mg, 0.17 mmol, 99% Z, 99% ds) in stereoisomerically pure form; mp. 86° (from pentane); $[\alpha]_{\text{D}}^{20}$ –79.2° (c 1.1 in CHCl_3); $^1\text{H-NMR}$ (500 MHz, CDCl_3): δ 7.48 (d, J = 5.7 Hz, 1H), 7.34–7.26 (m, 5H), 5.92 (d, J = 3.9 Hz, 1H), 5.89 (dd, J = 11.1, 7.2 Hz, 1H), 5.60 (m, 1H), 4.82 (dd, J = 7.2, 3.1 Hz, 1H), 4.66 (d, J = 12.1 Hz, 1H), 4.62 (d,

$J = 3.9$ Hz, 1H), 4.50 (d, $J = 12.1$ Hz, 1H), 4.34 (m, 1H), 3.81 (d, $J = 3.1$ Hz, 1H), 2.67 (m, 2H), 1.48 (s, 3H), 1.44 (s, 9H), 1.31 (s, 3H); ^{13}C NMR (125 MHz): δ 169.1, 156.5 (q, $J = 37.5$ Hz), 137.3, 128.5, 128.5, 128.0, 127.6, 127.6, 115.7 (q, $J = 288$ Hz), 111.7, 104.7, 83.2, 82.7, 82.5, 75.4, 72.0, 52.6, 30.0, 27.9, 26.8, 26.2; HRMS (CI) calcd for $\text{C}_{21}\text{H}_{23}\text{F}_3\text{NO}_7$ [$\text{M}-\text{C}_4\text{H}_9$] $^+$: 458.1427. Found: 458.1428; Anal. calcd for $\text{C}_{25}\text{H}_{32}\text{F}_3\text{NO}_7$ (515.53): C, 58.25; H, 6.26; N, 2.72. Found: C, 58.14; H, 6.26; N, 2.78; HPLC (Reprosil 100 Chiral-NR 8 mm, hexane/iPrOH 98:2, 1.5 mL/min): $t_{\text{R}(\text{R,R,R,S,R})} = 10.83$ min; $t_{\text{R}(\text{S,R,R,S,R})} = 13.05$ min.

5-((3aR,5R,6S,6aR)-6-Benzyloxy-2,2-dimethyl-tetrahydro-furo-[2,3-d][1,3]-dioxol-5-yl)-(2R)-(trifluoroacetyl)amino-4-(E)-pentenoic acid tert-butylester ((R,R,R,S,R)-(E)-12). According to the general procedure for allylic alkylation using polyhydroxylated allylic substrates, (Z)-12 was obtained from TFA-Gly-OtBu (114 mg, 0.50 mmol) and allyl carbonate (E)-8b (95 mg, 0.25 mmol) in 98% yield (127 mg, 0.25 mmol, 68% ds) as a colourless oil; major diastereomer: ^1H -NMR (500 MHz, CDCl_3): δ 7.34–7.27 (m, 5H), 6.85 (d, $J = 5.7$ Hz, 1H), 5.90 (d, $J = 3.7$ Hz, 1H), 5.76 (m, 1H), 5.67 (m, 1H), 4.62–4.46 (m, 5H), 3.81 (d, $J = 3.2$ Hz, 1H), 2.68 (m, 1H), 2.58 (m, 1H), 1.46 (s, 3H), 1.44 (s, 9H), 1.24 (s, 3H); ^{13}C NMR (125 MHz): δ 169.0, 156.0 (q, $J = 37.9$ Hz), 137.5, 129.3, 128.4, 127.9, 127.5, 127.4, 115.6 (q, $J = 288$ Hz), 111.6, 104.8, 83.6, 83.5, 82.6, 80.6, 71.9, 52.4, 35.0, 27.9, 26.7, 26.1; minor diastereomer (selected signals): ^1H -NMR (500 MHz, CDCl_3): δ 6.89 (d, $J = 6.9$ Hz, 1H), 5.90 (d, $J = 3.5$ Hz, 1H), 3.82 (dd, $J = 3.2, 3.2$ Hz, 1H); ^{13}C NMR (125 MHz): δ 137.4, 129.7, 111.5, 83.7, 83.5, 82.8, 80.5, 72.2, 52.6, 34.4, 28.0; HPLC (Reprosil 100 Chiral-NR 8 mm, hexane/iPrOH 98:2, 1.5 mL/min): $t_{\text{R}(\text{S,R,R,S,R})} = 15.58$ min; $t_{\text{R}(\text{R,R,R,S,R})} = 16.74$ min.

General procedure for allylic alkylations of peptides

n-BuLi (1.6M in hexanes, 0.82 mL, 1.31 mmol) was added drop wise to a solution of hexamethyldisilazane (233 mg, 1.44 mmol) in dry THF (2 mL) at -78°C . The cooling bath was removed, and the solution was allowed to warm up to room temperature. In a second flask, ZnCl_2 (57 mg, 0.42 mmol) was carefully dried *in vacuo* with a heat gun. After the mixture was cooled to room temperature, the dipeptide 13 (140 mg, 0.375 mmol) was added dissolved in dry THF (2 mL). The freshly prepared LHMDs solution was cooled to -78°C and the ZnCl_2 /peptide solution was slowly added by syringe. In a third flask, $[\text{allylPdCl}]_2$ (1.8 mg, 5.0 mmol) and PPh_3 (5.9 mg, 22.5 mmol) were dissolved in dry THF (0.5 mL), allyl carbonate (0.25 mmol) was added, and the catalyst/carbonate solution was transferred to the cold solution of the zinc enolate by syringe. The excess dry ice was removed from the cooling bath, and the reaction mixture was allowed to warm up. After diluting with diethyl ether, the mixture was quenched by the addition of 1 N HCl. The aqueous layer was extracted twice with diethyl ether and the combined organic layers were dried over Na_2SO_4 . The solvent was evaporated and the residue was purified by column chromatography.

N-Trifluoroacetyl-(S)-phenylalanyl-(2R,4E)-2-amino-5-[(4S,5S)-2-dimethyldioxolan-4-yl]-4-pentenoic acid tert-butylester (14). According to the general procedure for allylic alkylation of peptides, 14 was obtained from dipeptide 13 (140 mg, 0.375 mmol) and allyl phosphate (Z)-6a (74 mg, 0.25 mmol)

in 70% yield (90 mg, 0.175 mmol, 98% ds) as a colourless oil; ^1H -NMR (500 MHz, CDCl_3): δ 7.78 (br s, 1H), 7.24–7.10 (m, 5H), 6.73 (br s, 1H), 5.39–5.30 (m, 2H), 4.79 (ddd, $J = 7.1, 7.1, 6.7$ Hz, 1H), 4.41 (ddd, $J = 7.6, 7.6, 5.6$ Hz, 1H), 4.30 (ddd, $J = 7.3, 7.3, 6.4$ Hz, 1H), 3.96 (dd, $J = 8.1, 6.2$ Hz, 1H), 3.44 (dd, $J = 8.1, 7.4$ Hz, 1H), 3.10 (dd, $J = 13.8, 6.7$ Hz, 1H), 3.04 (dd, $J = 14.0, 7.1$ Hz, 1H), 2.30 (m, 2H), 1.34 (s, 9H), 1.31 (s, 3H), 1.27 (s, 3H); ^{13}C NMR (125 MHz): δ 169.7, 168.2, 156.8 (q, $J = 38.2$ Hz), 135.5, 132.2, 129.2, 128.7, 127.8, 127.3, 115.6 (q, $J = 286$ Hz), 109.2, 82.5, 76.4, 69.1, 54.6, 52.2, 38.3, 35.0, 27.8, 26.5, 25.7; HRMS (CI) calcd for $\text{C}_{23}\text{H}_{30}\text{F}_3\text{N}_2\text{O}_4$ [$\text{M}-\text{C}_4\text{H}_9$] $^+$: 429.2004. Found: 429.2041; HPLC (Reprosil 100 Chiral-NR 8 mm, hexane/iPrOH 98:2, 0.6 mL/min): $t_{\text{R}(\text{S,S,S})} = 28.06$ min; $t_{\text{R}(\text{S,R,S})} = 37.04$ min.

N-Trifluoroacetyl-(S)-phenylalanyl-(2R,4E)-2-amino-5-[(4S,5S)-5-benzyloxymethyl-2,2-dimethyldioxolan-4-yl]-4-pentenoic acid tert-butylester (15). According to the general procedure for allylic alkylation of peptides, 15 was obtained from dipeptide 13 (140 mg, 0.375 mmol) and allyl phosphate (Z)-7 (104 mg, 0.25 mmol) in 89% yield (141 mg, 0.223 mmol, 98% ds) as a colourless oil; ^1H -NMR (500 MHz, CDCl_3): δ 7.30–7.10 (m, 11H), 6.00 (br s, 1H), 5.34–5.32 (m, 2H), 4.55–4.50 (m, 3H), 4.41 (ddd, $J = 7.8, 5.5, 5.5$ Hz, 1H), 4.04 (dd, $J = 8.4, 6.3$ Hz, 1H), 3.73 (ddd, $J = 8.4, 5.0, 4.3$ Hz, 1H), 3.50 (dd, $J = 10.3, 5.3$ Hz, 1H), 3.46 (dd, $J = 10.3, 4.3$ Hz, 1H), 3.04 (dd, $J = 13.6, 5.9$ Hz, 1H), 2.95 (dd, $J = 13.6, 8.4$ Hz, 1H), 2.35 (ddd, $J = 14.4, 5.5, 5.5$ Hz, 1H), 2.24 (ddd, $J = 14.4, 5.8, 5.8$ Hz, 1H), 1.36 (s, 9H), 1.33 (s, 3H), 1.32 (s, 3H); ^{13}C NMR (125 MHz): δ 169.5, 168.5, 156.5 (q, $J = 37.8$ Hz), 137.7, 135.3, 132.1, 129.2, 128.9, 128.4, 128.1, 127.8, 127.7, 127.5, 115.6 (q, $J = 287$ Hz), 109.3, 82.8, 79.7, 79.0, 73.6, 69.6, 54.8, 52.1, 38.7, 35.0, 27.9, 27.0, 26.9; HRMS (CI) calcd for $\text{C}_{23}\text{H}_{30}\text{F}_3\text{N}_2\text{O}_4$ [$\text{M}-\text{C}_4\text{H}_9$] $^+$: 577.2162. Found: 577.2191; HPLC (Reprosil 100 Chiral-NR 8 mm, hexane/iPrOH 98:2, 1.0 mL/min): $t_{\text{R}(\text{S,S,S,S})} = 12.17$ min; $t_{\text{R}(\text{S,R,S,S})} = 15.09$ min.

Acknowledgements

Financial support by the Deutsche Forschungsgemeinschaft as well as the Fonds der Chemischen Industrie is gratefully acknowledged.

References

- (a) R. A. Dwek, *Chem. Rev.*, 1996, **96**, 683–720; (b) T. K. Lindhorst, in *Essentials of Carbohydrate Chemistry and Biochemistry*, ed. T. K. Lindhorst, Wiley-VCH, Weinheim, 2000, chapter 7; (c) Examples for participation of glycopeptides in viral infections: R. L. Willey, D. H. Smith, L. A. Lasky, T. S. Theodore, P. L. Earl, B. Moss, D. J. Capon and M. A. Martin, *J. Virol.*, 1988, **62**, 139–147; (d) W. R. Lee, X.-F. Yu, W.-J. Syu, M. Essex and T. -H. Lee, *J. Virol.*, 1992, **66**, 1799–1803.
- (a) Marth, J. B. Lowe, A. Varki, in *Essentials of Glycobiology*, ed. A. Varki, R. Lummis, J. Esko, H. Freeze, G. Hart, J. Marth, Cold Spring Harbor Press, New York, 1999, chapters 8 and 17; (b) P. Sears and C. H. Wong, *Cell. Mol. Life Sci.*, 1998, **54**, 223–252.
- F. Schweizer, *Angew. Chem.*, 2002, **114**, 240–264; F. Schweizer, *Angew. Chem. Int. Ed.*, 2002, **41**, 230–253.
- M. H. D. Postema, in *C-Glycoside Synthesis*, ed. M. H. D. Postema, CRC Press, Boca Raton, 1995, and references cited therein.
- (a) A. Dondoni, A. Marra and A. Massi, *J. Chem. Soc. Chem. Commun.*, 1998, 1741–1742; (b) A. Dondoni, A. Marra and A. Massi, *J. Org. Chem.*, 1999, **64**, 933–944; (c) T. Fuchs and R. R. Schmidt, *Synthesis*, 1998, 753–775; (d) C. H. Rohrig, M. Takki and R. R. Schmidt, *Synlett*, 2001, 1170–1172; (e) A. Dondoni, N. Catozzi and A. Marra, *J. Org.*

- Chem.*, 2004, **69**, 5023–5036; (f) T. G. Marron, T. J. Woltering, G. Weitz-Schmidt and C. H. Wong, *Tetrahedron Lett.*, 1996, **37**, 9037–9039.
- 6 D. Urban, T. Shrydstrup and J. Bean, *J. Chem. Soc. Chem. Commun.*, 1998, 955–956.
- 7 G. E. Keck, E. J. Engholm, J. B. Yates and M. R. Wiley, *Tetrahedron*, 1985, **41**, 4079–4094.
- 8 (a) A. Dondoni and P. P. Marra, *J. Chem. Soc. Perkin Trans. 1*, 2001, 2380–2388; (b) G. J. McGavreg, T. E. Benedum and F. W. Schmidtman, *Org. Lett.*, 2002, **4**, 3591–3594; (c) E. G. Nolen, A. J. Kurish, K. A. Wong and M. D. Orlando, *Tetrahedron Lett.*, 2003, **44**, 2449–2453.
- 9 E. G. Nolan, A. J. Kurish, J. M. Potter, L. A. Donahue and M. D. Orlando, *Org. Lett.*, 2005, **7**, 3383–3386.
- 10 A. Boschetti, F. Nicotra, L. Panza and G. Russo, *J. Org. Chem.*, 1988, **53**, 4181–4185.
- 11 (a) H. E. Blackwell, D. J. O'Leary, A. K. Chatterjee, R. A. Washenfelder, D. A. Bussmann and R. H. Grubbs, *J. Am. Chem. Soc.*, 2000, **122**, 58–71; (b) M. Scholl, S. Ding, C. W. Lee and R. H. Grubbs, *Org. Lett.*, 1999, **1**, 953–956.
- 12 (a) R. Grandel and U. Kazmaier, *Tetrahedron Lett.*, 1997, **38**, 8009–8012; (b) C. Schneider and U. Kazmaier, *Eur. J. Org. Chem.*, 1998, 1155–1159; (c) U. Kazmaier and R. Grandel, *Eur. J. Org. Chem.*, 1998, 1833–1840.
- 13 (a) R. Grandel, U. Kazmaier and F. Rominger, *J. Org. Chem.*, 1998, **63**, 4524–4528; (b) U. Kazmaier and C. Schneider, *Synthesis*, 1998, 1321–1326.
- 14 (a) U. Kazmaier, *Amino Acids*, 1996, **11**, 283–299; (b) U. Kazmaier and C. Schneider, *Synlett*, 1996, 975–977; (c) U. Kazmaier, *Lieb. Ann./Rec.*, 1997, 285–295.
- 15 C. Schneider and U. Kazmaier, *Synthesis*, 1998, 1314–1320.
- 16 (a) U. Kazmaier and S. Maier, *J. Chem. Soc. Chem. Commun.*, 1998, 22535–2536; (b) U. Kazmaier and S. Maier, *Org. Lett.*, 1999, **1**, 1763–1766; (c) S. Maier and U. Kazmaier, *Eur. J. Org. Chem.*, 2000, 1241–1251.
- 17 (a) U. Kazmaier and S. Maier, *J. Org. Chem.*, 1999, **64**, 4573–4575; (b) U. Kazmaier, S. Maier and F. Zumppe, *Synlett*, 2000, 1523–1535.
- 18 R. C. Anderson and B. Fraser-Reid, *J. Org. Chem.*, 1985, **50**, 4781–4786.
- 19 (a) U. Kazmaier, *Current Org. Chem.*, 2003, 317–328; (b) M. Bauer and U. Kazmaier, *Recent Res. Dev. Org. Chem.*, 2005, **9**, 49–69.
- 20 U. Kazmaier, *J. Org. Chem.*, 1994, **59**, 6667–6670.
- 21 U. Kazmaier and F. Zumppe, *Angew. Chem.*, 1999, **111**, 1572–1574; U. Kazmaier and F. Zumppe, *Angew. Chem. Int. Ed.*, 1999, **38**, 1468–1470.
- 22 (a) For comparable Rh-catalysed allylations see: U. Kazmaier and D. Stolz, *Angew. Chem.*, 2006, **118**, 3143–3146; U. Kazmaier and D. Stolz, *Angew. Chem. Int. Ed.*, 2006, **45**, 3072–3075; (b) D. Stolz and U. Kazmaier, *Synthesis*, 2008, 2288–2292.
- 23 (a) U. Kazmaier and T. Lindner, *Angew. Chem.*, 2005, **117**, 3368–3371; U. Kazmaier and T. Lindner, *Angew. Chem. Int. Ed.*, 2005, **44**, 3303–3306; (b) T. Lindner and U. Kazmaier, *Adv. Synth. Catal.*, 2005, 1687–1695.
- 24 (a) P. R. Auburn, P. B. Mackenzie and B. Bosnich, *J. Am. Chem. Soc.*, 1985, **107**, 2033–2046; (b) P. B. Mackenzie, J. Whelan and B. Bosnich, *J. Am. Chem. Soc.*, 1985, **107**, 2046–2054; (c) P. Corradini, G. Maglio, A. Musco and G. Paiano, *J. Chem. Soc. Chem. Commun.*, 1996, 618–619; (d) N. Solin and K. J. Szabo, *Organometallics*, 2001, **20**, 5464–5471; (e) J. Yu, M. J. Gaunt and J. B. Spencer, *J. Org. Chem.*, 2002, **67**, 4627–4629; (f) M. Ogasawara, K.-i. Takizawa and T. Hayashi, *Organometallics*, 2002, **21**, 4853–4861.
- 25 (a) U. Kazmaier and F. Zumppe, *Angew. Chem.*, 2000, **112**, 805–807; U. Kazmaier and F. Zumppe, *Angew. Chem. Int. Ed.*, 2000, **39**, 802–804; (b) U. Kazmaier and F. Zumppe, *Eur. J. Org. Chem.*, 2001, 4067–4076; (c) U. Kazmaier and M. Pohlman, *Synlett*, 2004, 623–626.
- 26 (a) U. Kazmaier and K. Krämer, *J. Org. Chem.*, 2006, **71**, 8950–8953; (b) U. Kazmaier, D. Stolz, K. Krämer and F. Zumppe, *Chem. Eur. J.*, 2008, **14**, 1322–1329.
- 27 (a) K. Ando, *J. Org. Chem.*, 1999, **64**, 8406–8408; (b) P. Pihko and T. M. Salo, *Tetrahedron Lett.*, 2003, **44**, 4361–4364.
- 28 (a) U. Kazmaier, J. Deska and A. Watzke, *Angew. Chem.*, 2006, **118**, 4973–4976; U. Kazmaier, J. Deska and A. Watzke, *Angew. Chem. Int. Ed.*, 2006, **45**, 4855–4858; (b) Deska and U. Kazmaier, *Angew. Chem.*, 2007, **119**, 4654–4657; Deska and U. Kazmaier, *Angew. Chem. Int. Ed.*, 2007, **46**, 4570–4573; (c) J. Deska and U. Kazmaier, *Chem. Eur. J.*, 2007, **13**, 6204–6211.
- 29 S. J. Danishefsky, M. P. DeNinno, G. B. Phillips and R. E. Zelle, *Tetrahedron*, 1986, **42**, 2809–2819.