

Preparation of N-H aziridines in high enantiomeric excess by *in situ* aziridine–azirine–aziridine interconversion

Robert S. Atkinson, Michael P. Coogan and Ian S. T. Lochrie

Department of Chemistry, Leicester University, Leicester, UK LE1 7RH

Aziridine 6 is produced highly diastereoselectively by treatment of enantiopure 3-acetoxyaminoquinazolinone 4 (Q*NHOAc) with β -trimethylsilylstyrene: desilylative elimination of Q* and *in situ* addition of cyanide to the intermediate azirine gives the NH-aziridine 8 of 83% ee.

Elimination of two adjacent atoms/groups from an aziridine gives rise to an azirine (Scheme 1). This route to azirines is relatively unexplored but it is an expedient one to enantiopure compounds ($R^1 \neq R^2$) by elimination from an appropriately substituted enantiopure pure aziridine:¹ other routes to azirines do not lend themselves to the preparation of single enantiomers.²

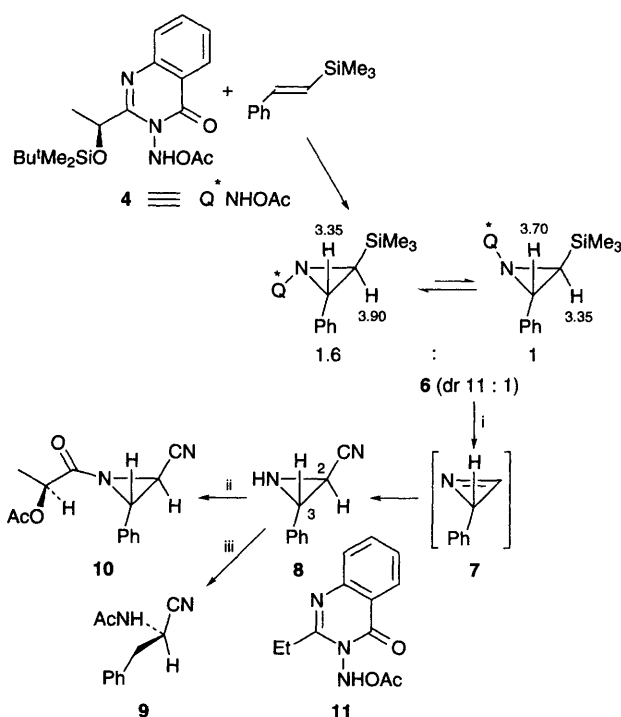
The reactivity of the azirine ring system is dependent on the nature of the 3-substituent with the unsubstituted compounds ($R^3 = H$) being particularly reactive and difficult to isolate in pure form. We have previously shown³ that desilylative quinazolinone (Q) ring elimination from the racemic N(Q)-substituted aziridine 1 leads to the isolation of aziridine 3 by capture of the reactive intermediate azirine 2 by Q[−] (Scheme 2). This aziridine 3 was obtained as a single diastereoisomer showing the presence of a mixture of two invertomers at nitrogen in its ¹H NMR spectrum.

We have now shown that this aziridine–azirine–aziridine interconversion can be used to prepare a (Q-free) aziridine in high ee using reagent-controlled diastereoselective aziridination of vinylsilane 5 with an enantiopure 3-acetoxyaminoquinazolinone 4 (Q*NHOAc), by elimination of Q*SiMe₃ from aziridine 6 and interception of the *in situ* formed intermediate azirine 7 with a nucleophile (cyanide) (Scheme 3).

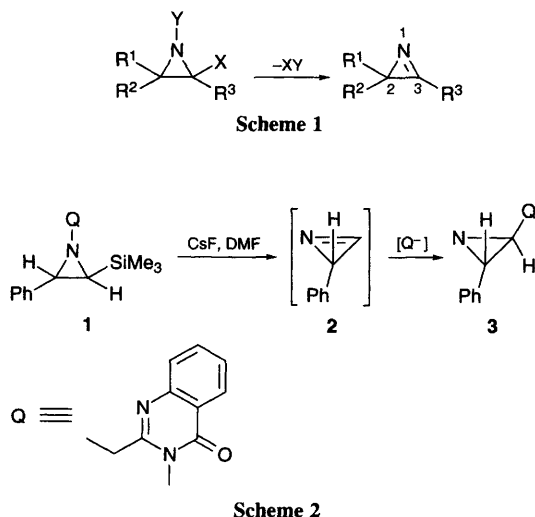
The enantiopure 3-acetoxyaminoquinazolinone 4 was prepared by silylation of the corresponding 3-amino-2-hydroxyethylquinazolinone⁴ in the usual way and was reacted with vinylsilane 5 in the presence of hexamethyldisilazane† to give aziridine 6 in 50% isolated yield. In the ¹H NMR spectrum of

aziridine 6, signals from both *N*-invertomers were present (ratio 1.6:1) with doublets at δ 3.35 and 2.90, *J* 7.6 Hz (major invertomer) and δ 3.70 and 3.35, *J* 7.2 Hz (minor invertomer). The observation of an additional small peak close to each of three of the four ¹³C NMR signals for the aziridine ring carbons (2 invertomers) indicated the presence of a minor diastereoisomer (ratio major: minor 11:1). This minor diastereoisomer can be assumed to have the opposite configuration at both aziridine ring chiral centres since these aziridinations using 3-acetoxyaminoquinazolinones are known to be stereospecific with retention of the alkene configuration in the product.⁵

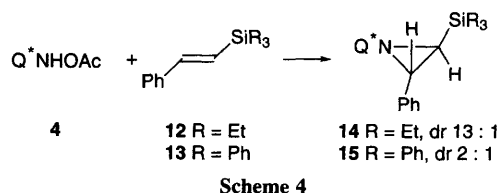
Aziridine 8, mp 58–60 °C, [α]_D = −153.1 (*c* = 1.0, EtOH), was isolated in 76% yield by desilylation of aziridine 6 with caesium fluoride and dimethylformamide in the presence of potassium cyanide (3 equiv.). In aziridine 8, the magnitude of the coupling constant (2.5 Hz) between the protons at C-2 and C-3 supports the *trans*-Ph/CN assignment;⁶ its absolute config-



Scheme 3 Reagents and conditions: i, CsF, DMF, KCN; ii, (*S*)-MeCH(OAc)COCl, NEt₃; iii, H₂, Pd/C, Ac₂O



Scheme 2



Scheme 4

uration was identified as 2*R*, 3*S* by hydrogenation and *N*-acetylation to give 2-acetylamino-3-phenylpropionitrile **9**, [α]_D = +45.1 (*c* = 0.78, EtOH), of opposite sign to that reported [α]_D = -56.8,⁷ [α]_D = -10.2 (*c* = 2.5, EtOH),⁸ for a sample prepared from (*S*)-phenylalanine. The enantiopurity of the aziridine **8** (ee 83%) was determined directly by reaction with enantiopure (*S*)- α -acetoxypropionyl chloride to give the two diastereoisomers of aziridine **10** (10:1) by NMR comparison with a 1:1 mixture prepared from a sample of racemic aziridine **8**. This racemic aziridine **8** was prepared by aziridination of β -trimethylsilylstyrene **5** using 3-acetoxymino-2-ethylquinazolinone **11** followed by the same aziridine–azirine–aziridine conversion described in Scheme 3.

We have also carried out the same procedure in Scheme 3 using β -triethylsilylstyrene **12** and β -triphenylsilylstyrene **13** instead of β -trimethylsilylstyrene **5** (Scheme 4).

The diastereoisomeric ratios (d.r.s) of aziridine **14** and the derived Q*-free aziridine **10** were slightly higher (13:1 d.r.) but the yield of aziridine **14** was slightly lower (40%). Using β -triphenylsilylstyrene, a 2:1 ratio of diastereoisomers of aziridine **15** was obtained and the minor diastereoisomer was separated by crystallisation from light petroleum. Desilylative elimination of Q* from a sample of aziridine **15** (5:1 d.r.) in the presence of cyanide (Scheme 3) and derivatisation of aziridine **8** gave aziridine **10** as a 5:1 ratio of diastereoisomers.[‡]

The correlation in each case between the diastereoisomeric ratios in aziridines **6**, **14** and **15** and the aziridine **10** suggests that the intermediate azirine **7** is configurationally stable under the reaction conditions.

Footnotes

† The presence of hexamethyldisilazane has been found to give increased yields in this and other aziridinations (unpublished work with E. Barker); in the present case, the yield is raised from 30% (using 3 equiv. alkene) to 50% (using 1.2 equiv. alkene).

‡ Confirmation of the absolute configuration of aziridine **8** (prepared from aziridine **6**) comes from the known absolute configuration of the minor diastereoisomer of **15** (by X-ray structure determination: unpublished work) and by relating the major diastereoisomer of aziridine **15** (in a 5:1 mixture) to the major diastereoisomer of aziridine **10**.

References

- 1 F. A. Davis, G. V. Reddy and H. Lui, *J. Am. Chem. Soc.*, 1995, **117**, 3651; L. Gentilucci, Y. Arijzen, L. Thijs and B. Zwanenburg, *Tetrahedron Lett.*, 1995, **36**, 4665.
- 2 V. Nair, in *Heterocyclic Compounds*, ed. A. Hassner, Wiley-Interscience, New York, 1983, vol. 42, part 1.
- 3 R. S. Atkinson and B. J. Kelly, *Tetrahedron Lett.*, 1989, **30**, 2703.
- 4 R. S. Atkinson and P. J. Williams, *J. Chem. Soc., Perkin Trans. 2*, 1996, 205.
- 5 R. S. Atkinson, M. J. Grimshire and B. J. Kelly, *Tetrahedron*, 1989, **45**, 2875.
- 6 I. Thijs, J. J. M. Porskamp, A. A. W. M. Van Loon, M. P. W. Derks, R. W. Feenstra, J. Letgers and B. Zwanenburg, *Tetrahedron*, 1989, **46**, 2611.
- 7 B. Asboth and L. Polgar, *Biochemistry*, 1983, **22**, 117.
- 8 D. W. Wooley, J. W. B. Hershey and H. A. Jodlawski, *J. Org. Chem.*, 1963, **28**, 2916.

Received, 19th December 1995; Com. 5/08220J