

Accepted Manuscript

Title: Concise, enantioselective total syntheses of both the proposed and revised structures of (null)-versiquinazoline H

Authors: Jiang-Feng Wu, Pei-Qiang Huang

PII: S1001-8417(19)30373-0
DOI: <https://doi.org/10.1016/j.cclet.2019.06.043>
Reference: CCLET 5074

To appear in: *Chinese Chemical Letters*

Received date: 22 May 2019
Revised date: 15 June 2019
Accepted date: 24 June 2019



Please cite this article as: Wu J-Feng, Huang P-Qiang, Concise, enantioselective total syntheses of both the proposed and revised structures of (horbar;)-versiquinazoline H, *Chinese Chemical Letters* (2019), <https://doi.org/10.1016/j.cclet.2019.06.043>

This is a PDF file of an unedited manuscript that has been accepted for publication. As a service to our customers we are providing this early version of the manuscript. The manuscript will undergo copyediting, typesetting, and review of the resulting proof before it is published in its final form. Please note that during the production process errors may be discovered which could affect the content, and all legal disclaimers that apply to the journal pertain.

Communication

Concise, enantioselective total syntheses of both the proposed and revised structures of (–)-versiquinazoline H

Jiang-Feng Wu, Pei-Qiang Huang*

Department of Chemistry, Fujian Provincial Key Laboratory of Chemical Biology, College of Chemistry and Chemical Engineering, Xiamen University, Xiamen 361005, China

ARTICLE INFO

ABSTRACT

Article history:

Received 22 May 2019

Received in revised form 14 June 2019

Accepted 18 June 2019

Available online

Keywords:

Alkaloids

Total synthesis

Tandem reaction

Structural revision

Protecting group-free

The enantioselective total synthesis of the putative structure of versiquinazoline H and three diastereomers has been achieved, which allowed the revision of the stereochemistry of this natural product. This six-step total synthesis relied on the evolution of the strategy that we previously developed, which features a DMDO-triggered tandem reaction. The modification of the lactamization step resulted in a significant improvement of yield that ensured the efficient total synthesis.

Efficiency is the major concern of contemporary organic synthesis [1]. Tandem/cascade/domino reaction [2] is an effective strategy to achieve high efficiency. (–)-Chaetominine (**1** in Fig. 1) is a hexacyclic fungal tripeptidal alkaloid isolated from endophytes of different origins. Following the isolation of chaetominine [3], its homologues and diastereomers (–)-isochaetominines A–C (**2–4**) and (+)-14-*epi*-isochaetominine C (**5**) were isolated from the solid-substrate culture of an *Aspergillus* sp. Fungus [4]. In 2016, Lin and coworkers reported that during a screening of their marine microorganism library, the gorgonian (*Pseudopterogorgia* sp.)-derived fungus *Aspergillus versicolor* LZD-14-1 was found to possess inhibitory effects against thioredoxin reductase (TrxR), a potential target for the treatment of cancer, AIDS, and autoimmune diseases. The investigation led to the isolation of eleven new fumiquinazoline-type alkaloids named versiquinazolines A–K [5]. Among them, (–)-versiquinazoline H (**6**, the structure displayed in the original paper [5]) also belongs to the chaetominine family. Its relative stereochemistry was determined by 2D NMR techniques, and the absolute configuration was determined to be 14*S*,16*S*,17*S*,26*R* (referring to 2*S*,3*S*,11*R*,14*S* according to the numbering system used for compounds **1–4**) based on the comparison with a known compound [(–)-isochaetominine C (**4**)] [6], and on a comparison of the experimental ECD data with those of calculated for **6** and its enantiomer. On the other hand, the configuration of the isoleucine

(Ile) unit was determined to be L by analysis of the degradation product.

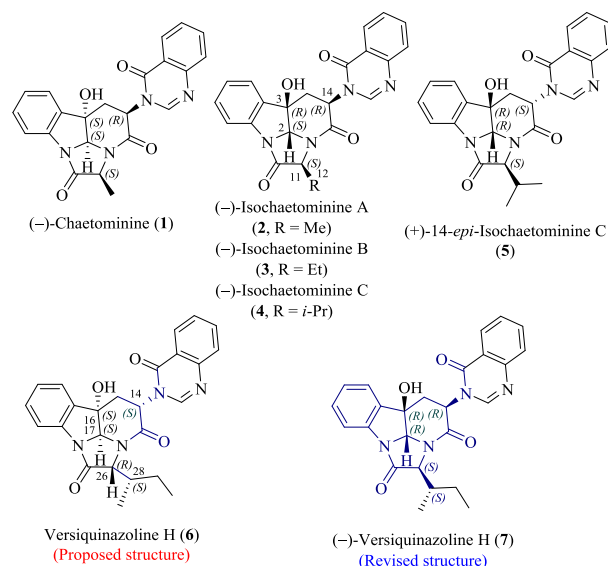


Fig. 1. Some chaetominine-family alkaloids.

The enantioselective total synthesis of (–)-chaetominine has been reported by several groups [7], and the diastereodivergent synthesis of this family of alkaloids has been achieved by the

* Corresponding author.

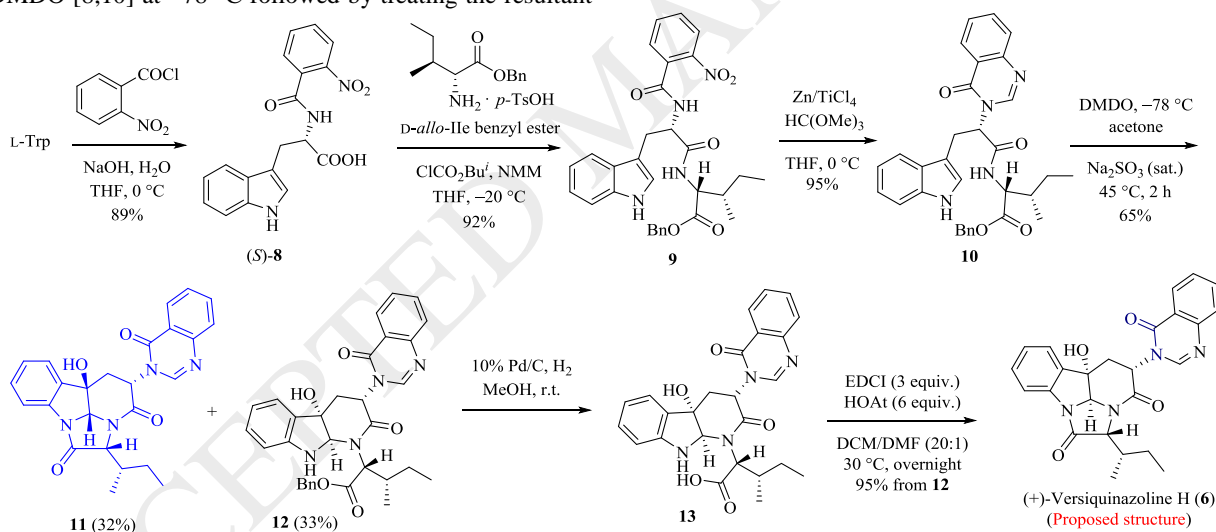
E-mail address: pqhuang@xmu.edu.cn (P.-Q. Huang)

Huang group [6,8]. We have developed three enantioselective approaches to the chaetominine-family alkaloids. The first-generation approach is the four-step total synthesis of (–)-chaetominine from D-tryptophan (Trp) [7c,f,i,8a]. The second approach involves the first total synthesis of (–)-chaetominine from L-Trp [7g]. The third-generation method resides in using amino acid benzyl esters as components that allows accessing C₂/C₁₄ *cis*-stereochemistry of the isochaetominine series of alkaloids [8b]. On the basis of these precedents, we report herein the fourth-generation total synthesis. Through this improved approach, we have achieved the first total synthesis of (–)-versiquinazoline H (**7**) and the proposed structure (**6**) as well as their diastereomers. The puzzle about the stereochemistry of (–)-versiquinazoline H has been clarified.

We opted for the total synthesis of the displayed structure (2*S*,3*S*,11*R*,12*S*,14*S*)-versiquinazoline H (**6**, Fig. 1) as the first objective of this investigation. For this purpose, Huang's third generation approach was adopted [8b]. Thus, the synthesis commenced with the known *N*-aroyl-L-tryptophan **8** [7g], prepared by arylation of L-tryptophan (L-Trp) with *o*-nitrobenzoyl chloride (Scheme 1). The coupling of the mixed anhydride, generated *in situ* from **8** and *i*-BuOCOC*i*-N-methylmorpholine (NMM), with benzyl D-*allo*-isoleucinate *p*-toluenesulfonic acid salt (THF, –20 °C, 12 h) afforded **9** in 92% yield. The low-valent Ti-reagent mediated-quinazolinone formation [9] (Zn/TiCl₄ and trimethyl orthoformate, THF) [7c] proceeded smoothly at 0 °C to give **10** in 95% yield. Exposure of **10** to DMDO [8,10] at –78 °C followed by treating the resultant

intermediates with an aqueous Na₂SO₃ [8] at 45 °C for 2 h afforded, in one-pot, the double cyclization product **11** along with monocyclization product **12** in 32% and 33% yield, respectively. *O*-Debenzylation of **12** under catalytic hydrogenolytic conditions yielded the corresponding acid derivative **13**, which, without isolation, was subjected to lactamization conditions. However, under the previously used lactamization conditions [(COCl)₂ (1.5 equiv.), DIPEA (2.0 equiv.), cat. DMF, DCM (0.04 mol/L), –10 °C, 45 min], the desired product **6** was obtained in only 29% yield. Increasing (COCl)₂ from 1.5 equiv. to 3.0 equiv. led to an even lower yield (20%). Employing the Ye coupling reagent (DEPBT) [(2.0 equiv.) [11], DIPEA (2.0 equiv.), DCM (0.04 mol/L), 25 °C, 8 h] resulted in a higher yield of 54%. Finally, it was found that another coupling method employing HOAt (6.0 equiv.) and EDCI (3.0 equiv.) in dichloromethane (0.05 mol/L) (30 °C, 12 h) produced the proposed structure of versiquinazoline H (**6**) in 95% yield over two steps. The sense of optical rotation {[α]_D²⁰ 69.6 (*c* 0.1, CH₃OH)} and spectral (¹H and ¹³C NMR) data of our synthetic compound are different from those reported for the natural (–)-versiquinazoline H {[α]_D²⁰ –100 (*c* 0.1, MeOH) [5]}, suggesting that the originally proposed stereochemistry (**6**) for (–)-versiquinazoline H was incorrect.

To address the enantioselective total synthesis of the natural (–)-versiquinazoline H, we commenced with the identification of the stereoisomers of the amino acids present in (–)-versiquinazoline H.



Scheme 1. The enantioselective total synthesis of the proposed structure of versiquinazoline H (**6**).

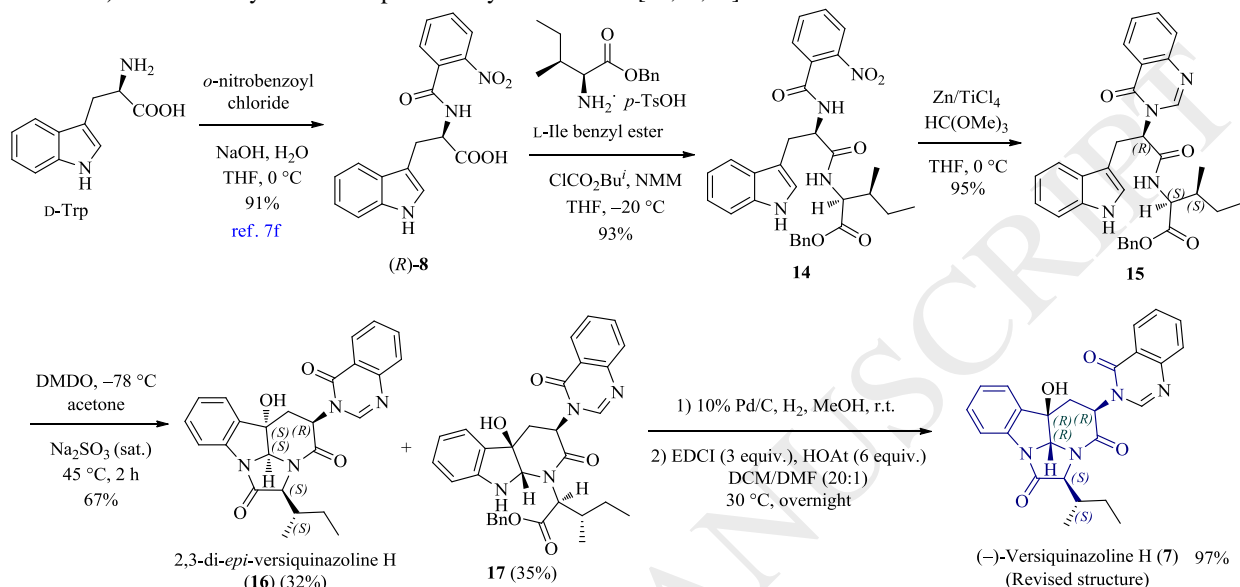
A closer inspection of the original paper [5] showed that the evidences provided and conclusion obtained about the stereochemistry of (–)-versiquinazoline H are contradictory. First, the authors stated: “the absolute configuration was determined to be 14*S*,16*S*,17*S*,26*R* based on the closely similar ECD and specific rotation data of (–)-versiquinazoline H and (–)-isochaetominine C (**4**)” [6]. However, as can be seen from Fig. 1, in terms of stereochemistry, the ring system of (–)-isochaetominine C (**4**) appears to be an “enantiomer” of the proposed structure of “(–)-versiquinazoline H” (**6**) for the on-ring stereogenic centers. Second, they described: “the configuration of the isoleucine unit has been determined to be L

by the advanced Marfey's method”. However, the proposed structure of “(–)-versiquinazoline H” (**6**) contains a D-*allo*-Ile instead of an L-Ile residue. This analysis allowed us to suggest stereoisomer **7** as the actual structure of the natural (–)-versiquinazoline H.

To further confirm the structure of the natural (–)-versiquinazoline H, we proceeded to synthesize the stereoisomer **7** containing D-Trp and L-Ile residues. Under the standard conditions [7f], the coupling of the known (*R*)-**8** with benzyl L-isoleucinate *p*-toluenesulfonic acid salt yielded compound **14** in 93% yield. The latter was converted to **15** in 95% yield. The DMDO oxidation of **15** followed by treating the resulting

mixture with a saturated aqueous solution of Na₂SO₃ at 45 °C for 2 h produced the double cyclization product **16** and monocyclization product **17** in 32% and 35% yield, respectively. *O*-Debenzylation of **17** under catalytic hydrogenolytic conditions yielded the corresponding amino acid, which, without separation, was subjected to our newly established lactamization conditions [HOAt (6.0 equiv.), EDCI (3.0 equiv.), DCM (0.05 mol/L), 30 °C, 12 h], which produced compound **7** as a white solid in 97% yield over two steps. The sense of optical rotation and spectral (¹H and ¹³C NMR) data of our synthetic compound fully matched

those reported for the natural versiquinazoline H, but a difference exists for the values of specific rotation {synthetic **7**: [α]_D²⁰ –74.6 (*c* 0.1, MeOH); natural product (colorless oil): [α]_D²⁰ –100 (*c* 0.1, MeOH) [5]}. The results allowed us to conclude that the stereochemistry of the natural (–)-versiquinazoline H to be 2*R*,3*R*,11*S*,12*S*,14*R* as represented by **7**. It is worth noting that, H14, H19, H25, C13, C14, C17, C18, and C23 of compounds **11** and **16** are very broad, which are similar to the observations noted by Tan [3a], Snider [7a], and Huang for chaetominine [3a,7a,8b].



Scheme 2. The enantioselective total synthesis of (–)-versiquinazoline H (**7**).

In summary, through evolution of our previously developed strategy, we have completed the first total synthesis of both the proposed and the revised structures of versiquinazoline H both in six steps with an overall yield of 24.4% and 27.3%, respectively. Through this fourth-generation strategy, the stereochemistry of this natural product has been revised to 2*R*,3*R*,11*S*,12*S*,14*R*. Work is in progress in our laboratories to further extend this efficient strategy [12], and results will be reported in due course.

Acknowledgments

The authors are grateful for the financial support from the National Natural Science Foundation of China (Nos. 21672176 and 21332007) and the National Key R&D Program of China (No. 2017YFA0207302). We thank Ms. Yan-Jiao Gao for assistance in the preparation of this manuscript.

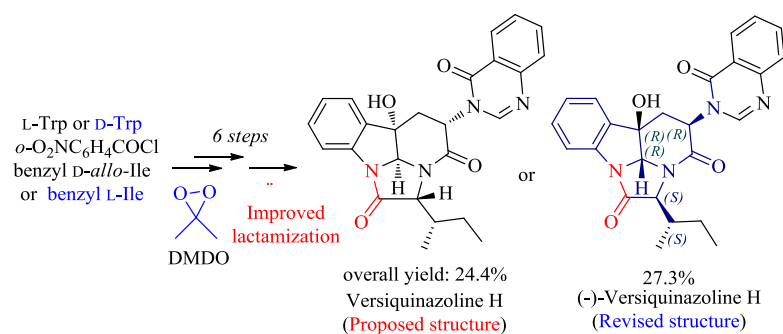
References

- [1] P.Q. Huang, Z.J. Yao, P.H. Richard, Efficiency in Natural Product Total Synthesis, John Wiley & Sons, Inc.: Hoboken, USA, 2018.
- [2] (a) H. Pellissier, Asymmetric Domino Reactions, Royal Society of Chemistry, London, 2013.
(b) C.H. Heathcock, Angew. Chem. Int. Ed. 31 (1992) 665-804.
- [3] (a) R.H. Jiao, S. Xu, J.Y. Liu, et al., Org. Lett. 8 (2006) 5709-5712.
(b) L.M. Zhang, Z.L. Li, J. Bai, et al., Chin. Pharm. J. 46 (2011) 1154-1158.
- [4] L.J. Liao, M.J. You, B.K. Chung, et al., J. Nat. Prod. 78 (2015) 349-354.

- [5] Z.B. Cheng, L.L. Lou, D. Liu, J. Nat. Prod. 79 (2016) 2941-2952.
- [6] P.Q. Huang, Z.Y. Mao, H. Geng, Chin. J. Org. Chem. 36 (2016) 315-324.
- [7] (a) B.B. Snider, X.X. Wu, Org. Lett. 9 (2007) 4913-4915.
(b) M. Toumi, F. Couty, J. Marrot, G. Evano, Org. Lett. 10 (2008) 5027-5030.
(c) P.Q. Huang, L.X. Liu, Q.L. Peng, CN Patent ZL 200910110953.2, 2009.
(d) B. Malgesini, B. Forte, D. Borghi, et al., Chem.-Eur. J. 15 (2009) 7922-7929.
(e) A. Coste, G. Karthikeyan, F. Couty, G. Evano, Synthesis (2009) 2927-2934.
(f) Q.L. Peng, S.P. Luo, X.E. Xia, L.X. Liu, P.Q. Huang, Chem. Commun. 50 (2014) 1986-1988.
(g) C.P. Xu, S.P. Luo, A.E. Wang, P.Q. Huang, Org. Biomol. Chem. 12 (2014) 2859-2863.
(h) X. Deng, K.J. Liang, X.G. Tong, et al., Tetrahedron 71 (2015) 3699-3704.
(i) H. Geng, P.Q. Huang, Chem. Rec. 19 (2019) 523-533.
(j) B. Tréguier, S.P. Roche, Org. Lett. 16 (2014) 278-281.
- [8] (a) S.P. Luo, Q.L. Peng, C.P. Xu, A.E. Wang, P.Q. Huang, Chin. J. Chem. 32 (2014) 757-770.
(b) Z.Y. Mao, H. Geng, T.T. Zhang, et al., Org. Chem. Front. 3 (2016) 24-37.
- [9] D.Q. Shi, L.C. Rong, J.X. Wang, et al., Tetrahedron Lett. 44 (2003) 3199-3201.
- [10] (a) J.M. Schkeryantz, J.C.G. Woo, S.J. Danishefsky, J. Am. Chem. Soc. 117 (1995) 7025-7026.
(b) J.M. Schkeryantz, J.C.G. Woo, P. Siliphaivanh, K.M. Depew, S.J. Danishefsky, J. Am. Chem. Soc. 121 (1999) 11964-11975.
- [11] C.X. Fan, X.L. Hao, Y.H. Ye, Synth. Commun. 26 (1996) 1455-1460.

- [12] (a) M. Meazza, X. Companyo, R.R. Torres, Asian J. Org. Chem. 7 (2018) 1934-1956.
 (b) M. Barbero, E. Artuso, C. Prandi, Curr. Med. Chem. 25 (2018) 141-185.
 (c) K. Liang, C. Xia, Chin. J. Chem. 35 (2017) 255-270.
 (d) U.A. Kshirsagar, Org. Biomol. Chem. 13 (2015) 9336-9352.

Graphical Abstract



The first enantioselective total synthesis of the putative structure of versiquinazoline H and three diastereomers has been achieved, which allowed revising the stereochemistry of this natural product.