

## New Approach for Size- and Shape-Controlled Preparation of Pd Nanoparticles with Organic Ligands. Synthesis and Application in Catalysis

Valentine P. Ananikov,<sup>\*,†</sup> Nikolay V. Orlov,<sup>†</sup> Irina P. Beletskaya,<sup>\*,‡</sup> Victor N. Khrustalev,<sup>§</sup> Mikhail Yu. Antipin,<sup>§</sup> and Tatiana V. Timofeeva<sup>#</sup>

*Zelinsky Institute of Organic Chemistry, Russian Academy of Sciences, Leninsky Pr. 47, Moscow, 119991, Russia, Chemistry Department, Lomonosov Moscow State University, Vorob'evy gory, Moscow, 119899, Russia, Nesmeyanov Institute of Organoelement Compounds, Russian Academy of Sciences, Moscow, Russia, and Department of Natural Sciences, New Mexico Highlands University, Las Vegas, New Mexico 87701*

Received March 21, 2007; E-mail: val@ioc.ac.ru; beletska@org.chem.msu.ru


One-dimensional (1D) nanostructures have attracted much attention because of their potential application in numerous fields of science and engineering. Presently, a tremendous amount of research activity is under way for the use of 1D nanostructures (such as nanowires, nanotubes, nanobelts, and nanofibers) as well-defined building units for the fabrication of various nanoscale devices.<sup>1</sup> In addition to the field of nanoscale devices precursors, 1D nanostructures with organic ligands could be of great importance for carrying out highly selective chemical transformations in a catalytic manner.<sup>1d,p</sup> Special procedures have been developed for the preparation of inorganic (1D) nanostructures based on metal chalcogenides  $M_xZ_y$  ( $M = Zn, Sn, In, Cd, Ga, Pb, Pd$ ;  $Z = O, S, Se$ ).<sup>2,3</sup> However, these methods involve harsh reaction conditions, and they are unsuitable for the preparation of nanostructures with organic ligands. Not surprisingly, the application of 1D nanostructures with organic ligands remains unexplored.<sup>3</sup>

Out recent report on the preparation of Ni particles of  $300 \pm 90$  nm size range (nearly spherical shape; SAR and SeAr organic ligands) provided an important evidence for their potential utilization in catalysis.<sup>4</sup> High selectivity and yields have been achieved in ArEH ( $E = S, Se$ ) addition to the triple bond of alkynes under mild conditions.<sup>4</sup>

Here we report a novel approach for the preparation of 1D Pd nanoparticles with organic ligands using size- and shape-controlled chemical synthesis from easily available reagents under mild reaction conditions. An even more complicated problem, selective addition of AlkSH to alkynes,<sup>5,6</sup> has been solved utilizing these nanoparticles as catalysts.

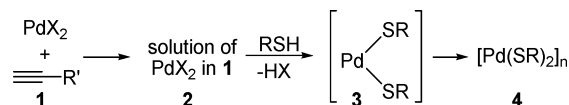
$Pd(OAc)_2$  dissolved in alkyne (**2**) reacted with cyclohexylthiol ( $X = OAc$ ,  $R = Cy$ ; Scheme 1) and led to the formation of nanostructured Pd species **4a** with 85% yield. We have observed that interaction of  $Pd(OAc)_2$  with **1** is a flexible size-controlling tool: either nm- or  $\mu$ m-scale Pd species have been prepared depending on the reaction conditions.<sup>7</sup> Utilizing insoluble  $PdCl_2$  ( $X = Cl$ ) in the reaction has resulted only in a  $\mu$ m-scale species ( $X = Cl$ ,  $R = Cy$ ; Scheme 1).

Scanning electron microscopy (SEM) study revealed a network of 1D nanobelts with 1–2  $\mu$ m length, 100–200 nm width, and 40–80 nm thickness (Figure 1). A high degree of three-dimensional (3D) networking with certain void spaces (Figure 1) makes the nanobelts sites easily accessible by other molecules, thus worth trying in catalysis.



**Figure 1.** Low magnification (A, 1000 $\times$ ) and high magnification (B, 8000 $\times$ , C, 16000 $\times$ ) SEM images of  $[Pd(SCy)_2]_n$  (**4a**).

### Scheme 1. Reaction of $PdX_2$ with Thiols in the Presence of Alkyne (**1**)



We have found that nanobelts **4a** prepared in situ do catalyze the addition of CySH to **1** leading to Markovnikov-type product **5** with excellent selectivity and yields (Table 1). It is important to note that the catalyst particles size and shape do not change in a noticeable manner after completing the reaction. Nanostructured organization of the catalyst (Figure 1) was the key factor of high-catalytic activity. The particles of  $\mu$ m-size range with the same chemical composition  $[Pd(SCy)_2]_n$  have been dramatically less active compared to **4a**.<sup>8</sup>

The catalyst was tolerant to typical organic functional groups in alkynes (entries 1–4; Table 1); even the activated alkyne **1e** (known to undergo a rapid side-reaction leading to **6** and **7**) reacted with good selectivity in the developed nanocatalytic system (entry 5, Table 1). The catalytic reaction has been successfully performed under conventional and microwave heating, the latter conditions provided better yields (Table 1).<sup>9</sup>

Varying the nature of R we have found that benzylthiol (BnSH) have reacted with lower yields. SEM study of the catalyst  $[Pd(SBn)_2]_n$  **4b** prepared in this case detected the formation of a 3D structure consisting of nanosized particles of 0.7–2  $\mu$ m length and 200–400 nm diameter (mostly rod-shaped).<sup>7</sup> This observation confirms the key role of the nanostructured catalyst organization. Despite slightly lower catalyst activity, the products **5f** and **5g** have been synthesized with good yields and excellent selectivity (entries 6, 7; Table 1).

X-ray structure of oxalic salt of **5d** revealed unusual crystal packing which is built up by the alternate pairs of anion and cation layers (Figure 2). The anions bound in the chains along *b*-axis by the O–H $\cdots$ O hydrogen bonds form sheets parallel to (100).<sup>8</sup> Such

<sup>†</sup> Zelinsky Institute of Organic Chemistry, Russian Academy of Sciences.

<sup>‡</sup> Lomonosov Moscow State University.

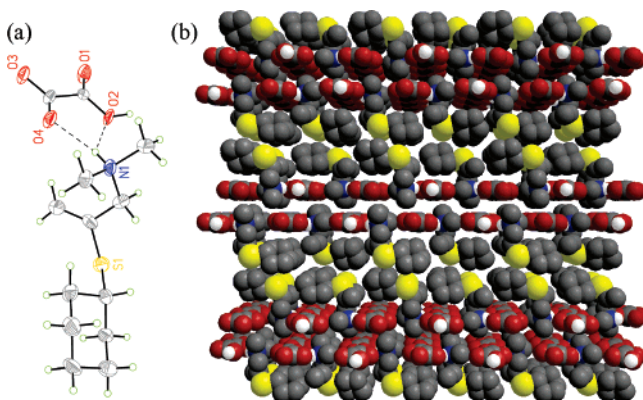
<sup>§</sup> Nesmeyanov Institute of Organoelement Compounds, Russian Academy of Sciences.

<sup>#</sup> New Mexico Highlands University.

**Table 1.** Pd-Nanoparticles Catalyzed Regioselective RSH Addition to Alkynes under Microwave Heating<sup>a</sup>

$\text{R}'\text{C}\equiv\text{C} + \text{RSH} \xrightarrow[5 \text{ mol\% (in situ)}]{[\text{Pd}(\text{SR})_2]_n (4)} \text{R}'\text{C}(\text{SR})=\text{C}(\text{R}') + \text{RS}-\text{C}(\text{R}')=\text{C}(\text{R}') + \text{RS}-\text{C}(\text{R}')\equiv\text{C}(\text{R}')$					
Entry	Alkyne	Thiol	Product	Yield <sup>b</sup>	Selectivity <sup>c</sup>
1	<b>1a</b>	CySH	<b>5a</b>	99(92)	>99:1
2	<b>1b</b>	CySH	<b>5b</b>	98(88)	>99:1
3	<b>1c</b>	CySH	<b>5c</b>	98(75)	95:5
4	<b>1d</b>	CySH	<b>5d</b>	96(87)	91:9
5	<b>1e</b>	CySH	<b>5e</b>	98(77)	84:16
6	<b>1a</b>	BnSH	<b>5f</b>	88(74)	>99:1
7	<b>1d</b>	BnSH	<b>5g</b>	68(57)	97:3

<sup>a</sup> RSH (1.1 mmol), alkyne (1 mmol),  $\gamma$ -terpinene (1 mmol), Pd(OAc)<sub>2</sub> (5 mol %) under microwave heating. <sup>b</sup> Alkyne conversion determined by NMR and isolated yield of **5** (in parenthesis). <sup>c</sup> The **5**/(**6** + **7**) ratio.



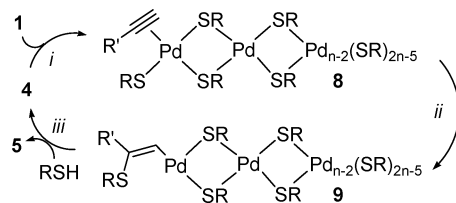
**Figure 2.** Molecular structure (a) and crystal packing (b) of **5d**·HOOC-COOH.

a supramolecular structure has never been observed in the case of aryl derivatives studied earlier.<sup>6</sup>

The mechanism of the catalytic reaction (Scheme 2) involves alkyne coordination to form **8** (step i), followed by alkyne insertion into the Pd-S bond leading to vinylic derivative **9** (ii). The final stage of the catalytic cycle is protonolysis by RSH, which releases **5** and regenerates the active form of the catalyst **4** (iii). The proposed mechanism has been confirmed by a series of stoichiometric reactions performed with the isolated catalysts **4a** and **4b**.<sup>10</sup>

To summarize, the developed system is suitable for size- and shape-controlled synthesis of nanoparticles achieved via the usage of a solution of Pd precursor in alkyne and varying the nature of

**Scheme 2.** Plausible Mechanism of the Catalytic Reaction



alkanethiol, respectively. Synthesized Pd nanoparticles with organic ligands showed promising results for the application in catalysis.

**Supporting Information Available:** Experimental procedures, compounds characterization data, details of SEM and X-ray studies.

## References

- (1) For representative examples, see: (a) Law, M.; Greene, L. E.; Johnson, J. C.; Saykally, R.; Yang, P. D. *Nat. Mater.* **2005**, *4*, 455. (b) Baker, G. A. *Adv. Mater.* **2005**, *17*, 639. (c) Gao, P. X.; Ding, Y.; Mai, W. J.; Hughes, W. L.; Lao, C. S.; Wang, Z. L. *Science* **2005**, *309*, 1700. (d) Kolmakov, A.; Moskovits, M. *Annu. Rev. Mater. Res.* **2004**, *34*, 151. (e) Wang, Z. L. *Annu. Rev. Phys. Chem.* **2004**, *55*, 159. (f) Law, M.; Sirbully, D. J.; Johnson, J. C.; Goldberg, J.; Saykally, R. J.; Yang, P. D. *Science* **2004**, *305*, 1269. (g) Li, Q.; Gong, X.; Wang, C.; Wang, J.; Ip, K.; Hark, S. *Adv. Mater.* **2004**, *16*, 1436. (h) Yan, H. Q.; Johnson, J.; Law, M.; He, R.; Knutsen, K.; McKinney, J. R.; Pham, J.; Saykally, R.; Yang, P. D. *Adv. Mater.* **2003**, *15*, 1907. (i) Xia, Y.; Yang, P.; Sun, Y.; Wu, Y.; Mayers, B.; Gates, B.; Yin, Y.; Kim, F.; Yan, H. *Adv. Mater.* **2003**, *15*, 353. (j) Duan, X.; Huang, Y.; Agarwal, R.; Lieber, C. M. *Nature (London)* **2003**, *421*, 241. (k) Wang, Z. L. *Adv. Mater.* **2003**, *15*, 432. (l) Gudiksen, M. S.; Lauen, L. J.; Wang, J.; Smith, D. C.; Lieber, C. M. *Nature (London)* **2002**, *415*, 617. (m) Pan, Z. W.; Dai, Z. R.; Wang, Z. L. *Science* **2001**, *291*, 1947. (n) Wang, Z. L.; Gao, R. P.; Pan, Z. W.; Dai, Z. R. *Adv. Eng. Mater.* **2001**, *3*, 657. (o) Hu, J.; Odom, T. W.; Lieber, C. M. *Acc. Chem. Res.* **1999**, *32*, 435. (p) Astruc, D. *Inorg. Chem.* **2007**, *46*, 1884.
- (2) (a) *Nanoparticles and Nanostructured Films. Preparation, Characterization and Applications*; Fendler, J. H., Ed.; Wiley-VCH, Weinheim, Germany, 1998. (b) *Nanoparticles: From Theory to Application*; Schmid, G., Ed.; Wiley-VCH, Weinheim, Germany, 2004.
- (3) (a) Astruc, D.; Lu, F.; Aranzas, J. R. *Angew. Chem., Int. Ed.* **2005**, *44*, 7852. (b) Burda, C.; Chen, X.; Narayanan, R.; El-Sayed, M. A. *Chem. Rev.* **2005**, *105*, 1025. (c) Grunes, J.; Zhu, J.; Somorjai, G. A. *Chem. Commun.* **2003**, 2257. (d) Bell, A. T. *Science* **2003**, *299*, 1688. (e) Johnson, B. F. G. *Top. Catal.* **2003**, *24*, 147. (f) Moreno-Manas, M.; Pleixats, R. *Acc. Chem. Res.* **2003**, *36*, 638. (g) Buchachenko, A. L. *Russ. Chem. Rev.* **2003**, *72*, 375. (h) Roucoux, A.; Schulz, J.; Patin, H. *Chem. Rev.* **2002**, *102*, 3757. (i) Moiseev, I. I.; Vargaftik, M. N. *Russ. J. Gen. Chem.* **2002**, *72*, 512. (j) El-Sayed, M. A. *Acc. Chem. Res.* **2001**, *34*, 257. (k) Crooks, R. M.; Zhao, M.; Sun, L.; Chechik, V.; Yeung, L. K. *Acc. Chem. Res.* **2001**, *34*, 181. (l) Bukhtiyarov, V. I.; Slin'ko, M. G. *Russ. Chem. Rev.* **2001**, *70*, 147.
- (4) (a) Ananikov, V. P.; Orlov, N. V.; Beletskaya, I. P.; *Organometallics* **2006**, *25*, 1970. (b) Ananikov, V. P.; Orlov, N. V.; Beletskaya, I. P.; *Organometallics* **2007**, *26*, 740.
- (5) In the reactions of interest alkanethiols are dramatically less reactive compared to arylthiols because of stronger S-H bond and lower acidity (see section 3 of the Supporting Information for BDE and pKa values). At the moment only quite expensive homogeneous Rh systems were reported to catalyze the transformations of that type involving AlkS groups, see: (a) Arisawa, M.; Yamaguchi, M. *Org. Lett.* **2001**, *3*, 763. (b) Circu, V.; Fernandes, M. A.; Carlton, L. *Polyhedron* **2003**, *22*, 3293. (c) Cao, C.; Fraser, L. R.; Love, J. A. *J. Am. Chem. Soc.* **2005**, *127*, 17614. (d) Misumi, Y.; Seino, H.; Mizobe, Y. *J. Organomet. Chem.* **2006**, *691*, 3157.
- (6) For ArSH addition to alkynes see: (a) Malyshev, D. A.; Scott, N. M.; Marion, N.; Stevens, E. D.; Ananikov, V. P.; Beletskaya, I. P.; Nolan, S. P. *Organometallics* **2006**, *25*, 4462. (b) Ananikov, V. P.; Malyshev, D. A.; Beletskaya, I. P.; Aleksandrov, G. G.; Eremenko, I. L. *Adv. Synth. Catal.* **2005**, *347*, 1993. (c) Han, L.-B.; Zhang, C.; Yazawa, H.; Shimada, S. *J. Am. Chem. Soc.* **2004**, *126*, 5080. (d) Ogawa, A. *J. Organomet. Chem.* **2000**, *611*, 463. (e) Ogawa, A.; Ikeda, T.; Kimura, K.; Hirao, T. *J. Am. Chem. Soc.* **1999**, *121*, 5108. (f) Backvall, J.-E.; Ericsson, A. *J. Org. Chem.* **1994**, *59*, 5850. (g) Kuniyasu, H.; Ogawa, A.; Sato, K.; Ryu, I.; Kambe, N.; Sonoda, N.; *J. Am. Chem. Soc.* **1992**, *114*, 5902. (h) See also refs 4a and 5c.
- (7) See section 2 of the Supporting Information for experimental details.
- (8) See the Supporting Information for detailed description.
- (9) Description of both procedures is given in section 4 of the Supporting Information.
- (10) Mechanistic study is described in section 5 of the Supporting Information.

JA071727R