

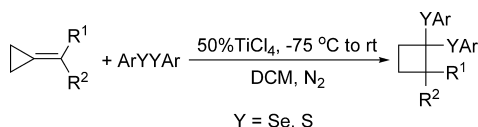
Lewis Acid Catalyzed Reaction of Methylene cyclopropanes with 1,2-Diphenyldisulfane or 1,2-Di-*p*-tolyl disulfane

Lei Yu,* Jundong Meng, Ling Xia, and Rong Guo

School of Chemistry and Chemical Engineering,
Yangzhou University, Shouxiu Campus,
Yangzhou 225002, People's Republic of China

yulei@yzu.edu.cn

Received March 28, 2009



Catalyzed by Lewis acid, 1,2-diphenyldisulfane or 1,2-di-*p*-tolyl disulfane could add to methylenecyclopropanes smoothly. Compared with the reported free radical additions, the results were quite different. A four-membered carbon ring was constructed to give cyclobutane-1,1-diylbis(phenylsulfane) derivatives or cyclobutane-1,1-diylbis(*p*-tolylsulfane) derivatives as products, which are useful intermediates in organic synthesis.

Methylenecyclopropanes (MCPs), which are highly strained but readily accessible molecules,¹ are useful building blocks in organic synthesis.² Because of the intramolecular ring strain, MCPs are highly activated and can undergo a series of particular and interesting reactions under mild conditions, providing novel methods for the construction of important organic skeletons. During the past decade, much attention has been paid to reactions involving MCPs. These include electrophilic additions,³ free radical additions,⁴ and transition metal catalyzed reactions.⁵ Lewis acid catalyzed reactions of MCPs have also been widely investigated, involving the addition of alcoholic or acidic nucleophiles,^{6a} aromatic amides,^{6b} imines,^{6c} activated aldehydes or ketones,^{6d} arenes,^{6e,f} acyl chlorides,^{6g} and so on.^{6h-k}

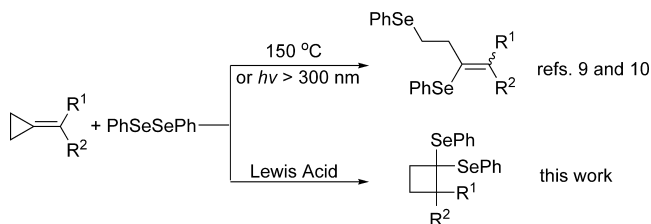
(1) For preparation of MCPs, see: Brandi, A.; Goti, A. *Chem. Rev.* **1998**, 98, 589.

(2) For reviews, see: (a) Brandi, A.; Cicchi, S.; Cordero, F. M.; Goti, A. *Chem. Rev.* **2003**, 103, 1213. (b) Nakamura, I.; Yamamoto, Y. *Adv. Synth. Catal.* **2002**, 344, 111. (c) Nakamura, I.; Yamamoto, Y. *Acc. Chem. Res.* **2002**, 35, 867.

(3) (a) Yang, Y.; Huang, X. *J. Org. Chem.* **2008**, 73, 4702. (b) Shi, M.; Wang, B.-Y.; Li, J. *Eur. J. Org. Chem.* **2005**, 759. (c) Liu, L.-P.; Shi, M. *J. Org. Chem.* **2004**, 69, 2805. (d) Huang, J.-W.; Shi, M. *Tetrahedron* **2004**, 60, 2057. (e) Siriwardana, A. I.; Nakamura, I.; Yamamoto, Y. *Tetrahedron Lett.* **2003**, 44, 985.

(4) (a) Zhou, H.; Huang, X.; Chen, W. *J. Org. Chem.* **2004**, 69, 5471. (b) Huang, J.-W.; Shi, M. *J. Org. Chem.* **2005**, 70, 3859. (c) Xu, B.; Chen, Y.; Shi, M. *Tetrahedron Lett.* **2002**, 43, 2781. (d) Huang, X.; Yu, L. *Synlett* **2005**, 2953. (e) Yu, L.; Huang, X.; Xie, M. *Synlett* **2006**, 423.

SCHEME 1. Addition of PhSeSePh to MCPs



Because of their wide applications in drug chemistry and organic synthesis, selenium-containing organic compounds are important and have attracted chemists for a long period.⁷ Ordinarily, the addition of 1,2-diphenyldisulfane to an unsaturated carbon carbon bond is a convenient way of introducing selenium.⁸ In the investigation field of MCPs, the reactions with 1,2-diphenyldisulfane have already been reported in the literatures, via heat-promoted⁹ or visible-light-irradiated¹⁰ free radical additions, affording a facile path for the synthesis of but-3-ene-1,3-diylbis(phenylsulfane) derivatives (Scheme 1). Herein, we wish to report the Lewis acid catalyzed additions of 1,2-diphenyldisulfane to MCPs. Compared with the reported investigations, the reaction products were quite different (Scheme 1).

Initially, we examined the addition of 1,2-diphenyldisulfane to MCP **1a** catalyzed by AlCl₃. When **1a**, 1,2-diphenyldisulfane, and AlCl₃ were stirred in cyclohexane under nitrogen atmosphere protection, a novel cyclobutane structure unit containing

(5) (a) Siriwardana, A. I.; Nakamura, I.; Yamamoto, Y. *J. Org. Chem.* **2004**, 69, 3202. (b) Kawasaki, T.; Saito, S.; Yamamoto, Y. *J. Org. Chem.* **2002**, 67, 4911. (c) Camacho, D. H.; Nakamura, I.; Saito, S.; Yamamoto, Y. *J. Org. Chem.* **2001**, 66, 270. (d) Nakamura, I.; Siriwardana, A. I.; Saito, S.; Yamamoto, Y. *J. Org. Chem.* **2002**, 67, 3445. (e) Camacho, D. H.; Nakamura, I.; Saito, S.; Yamamoto, Y. *Angew. Chem., Int. Ed.* **1999**, 38, 3365. (f) Tsukada, N.; Shibuya, A.; Nakamura, I.; Yamamoto, Y. *J. Am. Chem. Soc.* **1997**, 119, 8123. (g) Nakamura, I.; Itagaki, H.; Yamamoto, Y. *J. Org. Chem.* **1998**, 63, 6458. (h) Shi, M.; Chen, Y.; Xu, B. *Org. Lett.* **2003**, 5, 1225. (i) Shi, M.; Liu, L.-P.; Tang, J. *J. Am. Chem. Soc.* **2006**, 128, 7430. (j) Shi, M.; Wang, B.-Y.; Huang, J.-W. *J. Org. Chem.* **2005**, 70, 5606.

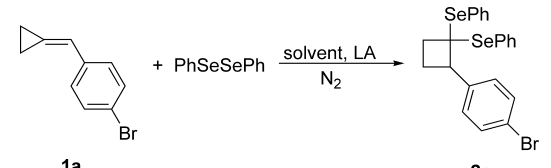
(6) (a) Shi, M.; Xu, B. *Org. Lett.* **2002**, 4, 2145. (b) Shi, M.; Chen, Y.; Xu, B.; Tang, J. *Tetrahedron Lett.* **2002**, 43, 8019. (c) Shi, M.; Shao, L.-X.; Xu, B. *Org. Lett.* **2003**, 5, 579. (d) Shi, M.; Xu, B. *Tetrahedron Lett.* **2003**, 44, 3839. (e) Huang, J.-W.; Shi, M. *Tetrahedron Lett.* **2003**, 44, 9343. (f) Wang, B.-Y.; Jiang, R.-S.; Li, J.; Shi, M. *Eur. J. Org. Chem.* **2005**, 4002. (g) Huang, X.; Yang, Y. *Org. Lett.* **2007**, 9, 1667. (h) Liu, L.-P.; Shi, M. *Tetrahedron* **2007**, 63, 4535. (i) Yao, L.-F.; Shi, M. *Org. Lett.* **2007**, 9, 5187. (j) Li, Q.; Shi, M.; Timmons, C.; Li, G. *Org. Lett.* **2006**, 8, 625. (k) Shao, L.-X.; Shi, M. *Eur. J. Org. Chem.* **2004**, 426.

(7) (a) Back, T. G. *Organoselenium Chemistry: A Practical Approach*; Oxford: U.K., 1999. (b) Zeni, G.; Stracke, M. P.; Nogueira, C. W.; Braga, A. L.; Menezes, P. H.; Stefani, H. A. *Org. Lett.* **2004**, 6, 1135. (c) Prediger, P.; Moro, A. V.; Nogueira, C. W.; Savegnago, L.; Menezes, P. H.; Rocha, J. B. T.; Zeni, G. *J. Org. Chem.* **2006**, 71, 3786. (d) Huang, X.; Yu, L.; Chen, Z.-H. *Synth. Commun.* **2005**, 35, 1253. (e) Huang, X.; Chen, W.-L.; Zhou, H.-W. *Synlett* **2004**, 329. (f) Stein, A. L.; Alves, D.; da Rocha, J. T.; Nogueira, C. W.; Zeni, G. *Org. Lett.* **2008**, 10, 4983.

(8) (a) Ogawa, A.; Yokoyama, H.; Yokoyama, K.; Masawaki, T.; Kambe, N.; Sonoda, N. *J. Org. Chem.* **1991**, 56, 5721. (b) Ogawa, A.; Obayashi, R.; Doi, M.; Sonoda, N.; Hirao, T. *J. Org. Chem.* **1998**, 63, 4277. (c) Ogawa, A.; Obayashi, R.; Ine, H.; Tsuboi, Y.; Sonoda, N.; Hirao, T. *J. Org. Chem.* **1998**, 63, 881. (d) Ogawa, A.; Ogawa, I.; Obayashi, R.; Umezaki, K.; Doi, M.; Hirao, T. *J. Org. Chem.* **1999**, 64, 86. (e) Ogawa, A.; Doi, M.; Ogawa, I.; Hirao, T. *Angew. Chem., Int. Ed.* **1999**, 38, 2027. (f) Ogawa, A.; Ogawa, I.; Sonoda, N. *J. Org. Chem.* **2000**, 65, 7682. (g) Tsuchii, K.; Tsuboi, Y.; Kawaguchi, S.-I.; Takahashi, J.; Sonoda, N.; Nomoto, A.; Ogawa, A. *J. Org. Chem.* **2007**, 72, 415.

(9) Liu, L.-P.; Shi, M. *Chem. Commun.* **2004**, 2878.

(10) Yu, L.; Huang, X. *Synlett* **2006**, 2136.

TABLE 1. Lewis Acid Catalyzed Addition of PhSeSePh to **1a** under Different Conditions^a


| entry | LA ^b (equiv) | temp; time ^c | solvent | yield of 2a (%) ^d |
|-------|--|-------------------------|-------------|-------------------------------------|
| 1 | AlCl ₃ (1) | rt; 24 h | cyclohexane | 24 |
| 2 | AlCl ₃ (1.5) | rt; 20 h | cyclohexane | 31 |
| 3 | AlCl ₃ (2) | rt; 18 h | cyclohexane | 46 |
| 4 | AlCl ₃ (2) | 50 °C; 4 h | cyclohexane | 17 |
| 5 | TiCl ₄ (0.5) | rt; 1 h | DCM | 15 |
| 6 | TiCl ₄ (0.5) | −25 °C to rt; overnight | DCM | 38 |
| 7 | TiCl ₄ (0.5) | −75 °C to rt; overnight | DCM | 62 |
| 8 | TiCl ₄ (1) | −75 °C to rt; overnight | DCM | 35 |
| 9 | TiCl ₄ (10) | −75 °C to rt; overnight | DCM | traces |
| 10 | FeCl ₃ (1) | rt; 24 h | cyclohexane | traces |
| 11 | BF ₃ OEt ₂ (0.5) | −75 °C to rt; overnight | ether | traces |

^a 0.22 mmol of **1a** (10% excess), 0.2 mmol of 1,2-diphenyldiselenane, and 1 mL of solvent were employed. ^b LA = Lewis acid. Purity of AlCl₃ was 99%. ^c The reaction was monitored by TLC (eluent, petroleum ether). ^d Isolated yields based on (PhSe)₂.

compound **2a** could be separated in 17–46% yield depending on the reaction conditions (entries 1–4, Table 1). Further screening demonstrated that TiCl₄ should be a better catalyst (entries 5–9, Table 1), and the yield of **2a** was enhanced to 62% yield by stirring the substrates with 50% TiCl₄ in dichloromethane (DCM) from −75 °C to rt (entry 7, Table 1).

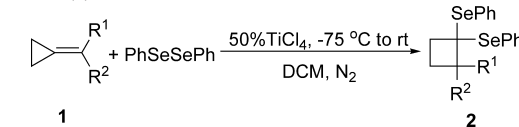
Four-membered carbon ring structures are widely present in natural products.¹¹ They are of important value¹² but not easy to build due to the high ring strain. Containing a four-membered carbon ring and selenium element, cyclobutane-1,1-diylbis(phenylselenane) derivatives are useful intermediates that serve important roles in organic synthesis and drug chemistry.¹³ Hence, we tried to examine the application scope of this reaction under the optimized conditions outlined above, and the results are listed in Table 2. It is obvious that the corresponding product **2** could be synthesized smoothly when R¹ and R² are alkyl, aryl, or H (entries 1–9, Table 2). When R¹ and R² were both aryl, the yield decreased and the HCl adduct 1,1-diphenyl-4-chloro-1-butene **3** (Figure 1) could be obtained in 38% yield as a result of the reaction of TiCl₄ with MCPs (entry 10, Table 2).¹⁴ The structures of **2** were confirmed by single-crystal X-ray diffraction determination of **2i**, and the molecular structure of **2i** in crystal is shown in Supporting Information. For comparison to MCPs, methylenecyclobutanes (MCBs) are also highly strained molecules. However, when (4-bromophenyl) methylenecyclobutane was employed, only a series of unidentified mixtures were observed instead of the desired ring enlargement product.

(11) (a) Smith, A. B.; Kanoh, N.; Ishiyama, H.; Hartz, R. A. *J. Am. Chem. Soc.* **2000**, *122*, 11254. (b) Smith, A. B., III; Kanoh, N.; Ishiyama, H.; Minakawa, N.; Rainier, J. D.; Hartz, R. A.; Cho, Y. S.; Cui, H.; Moser, W. H. *J. Am. Chem. Soc.* **2003**, *125*, 8228.

(12) For reviews, see: Namyslo, J. C.; Kaufmann, D. E. *Chem. Rev.* **2003**, *103*, 1485.

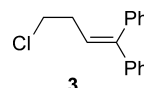
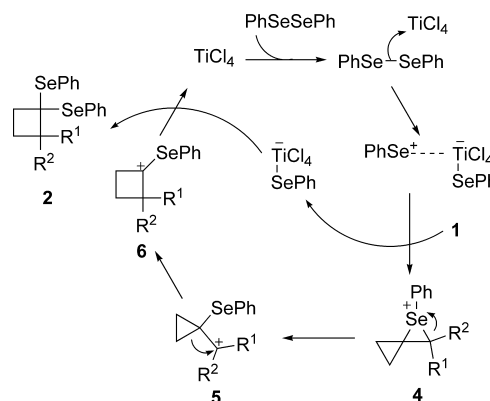
(13) For typical examples for the application of cyclobutane-1,1-diyl bis(phenylselenane) derivatives, see: (a) Griffin, R. J.; Arris, C. E.; Bleasdale, C.; Boyle, F. T.; Calvert, A. H.; Curtin, N. J.; Dalby, C.; Kanugula, S.; Lembicz, N. K.; Newell, D. R.; Pegg, A. E.; Golding, B. T. *J. Med. Chem.* **2000**, *43*, 4071. (b) Krief, A. *Top. Curr. Chem.* **1987**, *135*, 1. (c) Halazy, S.; Krief, A. *Tetrahedron Lett.* **1980**, *21*, 1997. (d) Krief, A. *Tetrahedron* **1980**, *36*, 2531.

(14) Xu, B.; Shi, M. *Org. Lett.* **2003**, *5*, 1415.

TABLE 2. Synthesis of Cyclobutane-1,1-diylbis(phenylselenane) Derivatives (**2**)


| entry | R ¹ , R ² | yield of 2 (%) ^a |
|-------|--|------------------------------------|
| 1 | <i>p</i> -BrC ₆ H ₄ , H (1a) | 62 (2a) |
| 2 | C ₆ H ₅ , H (1b) | 57 (2b) |
| 3 | <i>p</i> -ClC ₆ H ₄ , H (1c) | 50 (2c) |
| 4 | C ₇ H ₁₅ , H (1d) | 73 (2d) |
| 5 | C ₉ H ₁₉ , H (1e) | 68 (2e) |
| 6 | −CH ₂ CH ₂ CH(Ph)CH ₂ CH ₂ − (1f) | 71 (2f) |
| 7 | −(CH ₂) ₅ − (1g) | 47 (2g) |
| 8 | −(CH ₂) ₆ − (1h) | 40 (2h) |
| 9 | C ₆ H ₅ , C ₅ H ₁₁ (1i) | 53 (2i) |
| 10 | C ₆ H ₅ , C ₆ H ₅ (1j) | <10 (2j) |

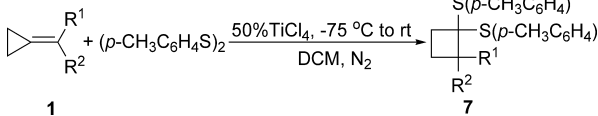
^a Isolated yields.

**FIGURE 1.** Structure of 1,1-diphenyl-4-chloro-1-butene (**3**).**SCHEME 2.** Possible Mechanism for the Lewis Catalyzed Addition of PhSeSePh to MCPs

On the basis of the above experimental results, a possible mechanism of this reaction is outlined in Scheme 2. The reaction of 1,2-diphenyldiselenane with TiCl₄ affords the phenylselenenyl cation, which adds to MCPs **1** and gives the intermediate **4** as the episelenonium ion.^{3c} The latter could be transformed to the intermediate carbon cation **5**, which rearranges to give the stable cyclobutyl cation **6**.¹⁵ Further nucleophilic attack of PhSe[−] to **6** provides the final product **2**. The relief of the ring strain of MCPs should be the necessary thermodynamic driving force of this reaction. When simple olefins (e.g., cyclohexene) were employed, no reaction was observed.

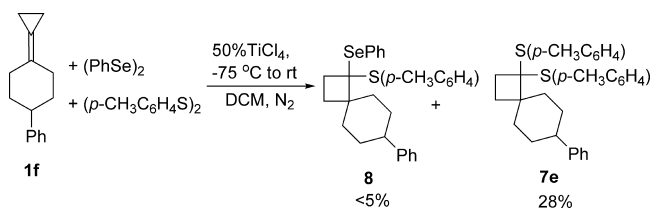
1,2-Di-*p*-tolylidisulfane has reaction properties similar to those of 1,2-diphenyldiselenane, and the addition of 1,2-di-*p*-tolylidisulfane to carbon–carbon unsaturated bonds is a facile method for the synthesis of sulfur-containing organic compounds, which are useful intermediates in organic synthesis and drug design.¹⁶ Therefore, we next examined the addition of 1,2-di-*p*-tolylidisulfane to MCPs catalyzed by Lewis acid. Under similar

(15) (a) Trost, B. M.; Bogdanowicz, M. J. *J. Am. Chem. Soc.* **1973**, *95*, 5311. (b) Crandall, J. K.; Conover, W. W. *J. Org. Chem.* **1978**, *43*, 3533. (c) Halazy, S.; Krief, A. *J. Chem. Soc. Chem. Commun.* **1979**, 1136. (d) Halazy, S.; Zutterman, F.; Krief, A. *Tetrahedron Lett.* **1982**, *23*, 4385.

TABLE 3. Synthesis of Cyclobutane-1,1-diylbis(*p*-tolylsulfane) Derivatives (**7**)


| entry | R ¹ , R ² | yield of 7 (%) ^a |
|-------|--|------------------------------------|
| 1 | <i>p</i> -BrC ₆ H ₄ , H (1a) | 75 (7a) |
| 2 | C ₆ H ₅ , H (1b) | 68 (7b) |
| 3 | C ₇ H ₁₅ , H (1d) | 72 (7c) |
| 4 | C ₉ H ₁₉ , H (1e) | 88 (7d) |
| 5 | -CH ₂ CH ₂ CH(Ph)CH ₂ CH ₂ - (1f) | 70 (7e) |
| 6 | -(CH ₂) ₅ - (1g) | 54 (7f) |

^a Isolated yields.

SCHEME 3. Difunctional Reaction of MCP **1f** with (ArS)-(ArSe) Binary System Catalyzed by Lewis Acid

conditions as above, the desired products cyclobutane-1,1-diylbis(*p*-tolylsulfane) derivatives **7** could be synthesized conveniently from the corresponding MCPs in acceptable to good yields (Table 3).

Allowing the introduction of two different functional groups at the same time, difunctional reactions are important in organic synthesis.¹⁷ Previously, Ogawa and co-workers developed a series of free radical mediated difunctional reactions employing a (ArS)₂-(ArSe)₂ binary system, which could introduce ArS and ArSe groups simultaneously.^{8b-d,g} Encouraged by these works, we tried to examine our reaction of MCP **1f** with (ArS)₂ and (ArSe)₂. However, when the corresponding substrates were stirred together in the presence of TiCl₄, only traces of the difunctional product **8** were observed (Scheme 3).

In conclusion, we have developed a convenient method for the synthesis of substituted cyclobutane-1,1-diylbis (phenylsulfane) derivatives or cyclobutane-1,1-diylbis(*p*-tolylsulfane) derivatives via the addition of 1,2-diphenyldisulfane or 1,2-di-*p*-

tolyldisulfane to MCPs catalyzed by Lewis acid. A plausible mechanism has been proposed based on the above experimental results and previous reports. The novelty in this paper is the formation of the four-membered carbon ring, which is of synthetic value but not easy to obtain due to its high ring strain. Further investigations on the applications of these derivatives are being undertaken in our laboratory.

Experimental Section

General Procedure for the Lewis Acid Catalyzed Additions of 1,2-Diphenyldisulfane or 1,2-Di-*p*-tolylsulfane to MCPs. In a Schlenk tube, 0.22 mmol of **1** and 0.2 mmol of 1,2-diphenyldisulfane (or 1,2-di-*p*-tolylsulfane) were dissolved in 0.5 mL of DCM under nitrogen atmosphere. The mixture was kept at -75 °C, and 0.5 mL of TiCl₄ solution (0.2 mol/L) was added dropwise at this temperature. The reaction liquid turned red immediately and was stirred overnight. The temperature rose gently to room temperature. Water (5 mL) was then added, and the mixture was extracted with DCM (3 × 5 mL). The combined organic layer was dried over anhydrous Na₂SO₄. The solvent was evaporated under vacuum, and the residue was isolated by preparative TLC (eluent, petroleum ether/EtOAc 10:1) to give the corresponding product **2** or **7**.

Compound 2a. Oil. IR (film): 2950, 1435, 1232, 1071, 1009, 911, 822, 741, 692 cm⁻¹. ¹H NMR (600 MHz, CDCl₃, TMS): δ 7.23–7.71 (m, 14H), 3.76–3.78 (m, 1H), 2.57–2.62 (m, 1H), 2.22–2.25 (m, 1H), 2.06–2.09 (m, 1H), 1.93–1.96 (m, 1H). ¹³C NMR (150 MHz, CDCl₃): δ 22.2, 31.7, 49.0, 55.6, 121.0, 128.0, 128.5, 128.7, 128.8, 129.2, 129.3, 130.2, 131.1, 136.7, 137.9, 138.6. MS (EI, 70 eV): *m/z* (%) 522 (1) [M⁺], 365 (14) [M⁺ - PhSe], 340 (76) [M⁺ - *p*-BrC₆H₄CHCH₂], 183 (88), 128 (100). HRMS (ESI): *m/z* calcd for C₂₂H₁₉BrNaSe₂ (M + Na)⁺ 544.8898, found 544.8889.

Compound 7a. Oil. IR (film): 2960, 1628, 1483, 1394, 1241, 915, 811, 738 cm⁻¹. ¹H NMR (600 MHz, CDCl₃, TMS): δ 7.10–7.47 (m, 12H), 3.74–3.77 (m, 1H), 2.48–2.51 (m, 1H), 2.37 (s, 3H), 2.34 (s, 3H), 1.97–2.08 (m, 3H). ¹³C NMR (150 MHz, CDCl₃): δ 20.7, 21.2, 21.3, 30.1, 48.4, 66.9, 120.8, 128.3, 129.3 (d), 129.6, 129.9, 131.0, 135.6, 137.1, 137.8, 138.5, 139.5. MS (EI, 70 eV): *m/z* (%) 454 (2) [M⁺], 333 (9) [M⁺ - CH₃C₆H₄S], 272 (100) [M⁺ - *p*-BrC₆H₄CHCH₂]. HRMS (EI): *m/z* calcd for C₂₄H₂₃BrS₂ 454.0425, found 454.0421.

Acknowledgment. This work was supported by the National Natural Scientific Foundation of China (No. 20633010 and 20773106). We thank Prof. C. G. Yan and Miss L. T. Du for X-ray diffraction analysis.

Supporting Information Available: Single-crystal X-ray diffraction data of **2i** have been deposited with the CCDC (deposition no. CCDC 729806). General experimental procedures and spectroscopic data for all compounds, including crystallographic data in CIF format. This material is available free of charge via the Internet at <http://pubs.acs.org>.

JO9006514

(16) For selected articles about sulfur contained organic compounds' applications, see: (a) Ma, S.; Ren, H.; Wei, Q. *J. Am. Chem. Soc.* **2003**, *125*, 4817. (b) Ma, S.; Wei, Q.; Wang, H. *Org. Lett.* **2000**, *2*, 3893. (c) Ma, S.; Hao, X.; Huang, X. *Org. Lett.* **2003**, *5*, 1217. (d) McReynolds, M. D.; Dougherty, J. M.; Hanson, P. R. *Chem. Rev.* **2004**, *104*, 2239.

(17) Select recent article about difunctional reactions: (a) Morgan, J. B.; Miller, S. P.; Morken, J. P. *J. Am. Chem. Soc.* **2003**, *125*, 8702. (b) Rauhut, C. B.; Melzig, L.; Knochel, P. *Org. Lett.* **2008**, *10*, 3891. (c) Shi, M.; Jiang, M.; Liu, L.-P. *Org. Biomol. Chem.* **2007**, *5*, 438.