

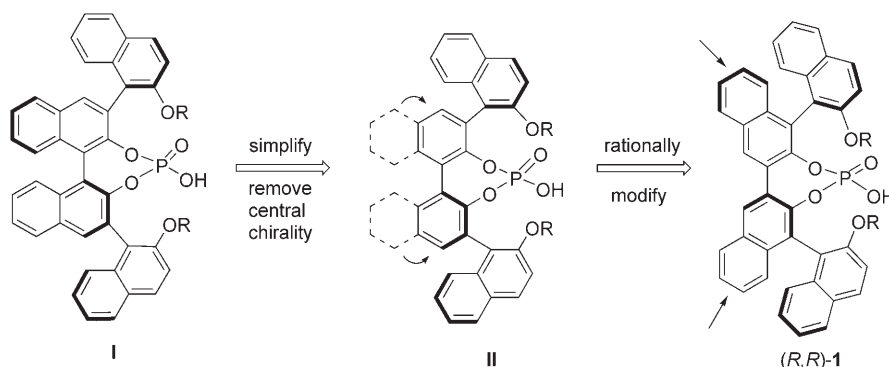
The Development of Double Axially Chiral Phosphoric Acids and Their Catalytic Transfer Hydrogenation of Quinolines**

Qun-Sheng Guo, Da-Ming Du,* and Jiayi Xu

The design of novel chiral catalysts for asymmetric synthesis is an active field of modern organic chemistry.^[1] Chiral phosphoric acid catalysts, pioneered by Akiyama et al. and Terada and co-workers,^[2] have been recently applied to a wide range of asymmetric organic transformations.^[3] Brønsted acids are used in these asymmetric reactions, mainly to protonate the electrophile, which is thereby activated and ready for attack by a corresponding nucleophile. To our knowledge, the previously reported chiral phosphoric acid catalysts are based on a limited number of backbone scaffolds, namely 3,3'-substituted binol (1,1'-bi-2-naphthyl),^[4] 3,3'-substituted H₈-binol,^[5] taddol ($\alpha,\alpha,\alpha',\alpha'$ -tetraaryl-2,2-dimethyl-1,3-dioxolan-4,5-dimethanol),^[6] vanol (3,3'-diphenyl-[2,2'-binaphthalene]-1,1'-diol), and vapol (2,2'-diphenyl-[3,3'-biphenanthrene]-4,4'-diol).^[7] The development of new chiral phosphoric acids with tunable backbones and the expansion of their application to other useful asymmetric organic transformations is still a great challenge for chemists. Herein, the design, synthesis, and application of novel double axially chiral phosphoric acid catalysts are reported.

The rationale for our design of new chiral phosphoric acid catalysts originated from the observation that substituents at the 3,3'-positions of binol are very important for achieving high selectivity. The use of 3,3'-nonsubstituted binol phosphate as a catalyst always gave low or even no enantioselectivity.^[4b, c] We assumed that if the substituents at the 3,3'-positions of binol phosphate **I** possess a stable double axial chirality, then better performance in organocatalysis may be

achieved compared to the mono axially chiral phosphoric acid catalysts based on the same scaffold. For the synthesis of the new catalyst, we removed the middle axial chirality of **I** to give the simplified compound **II**. Then for convenience, we further rationally modified **II** to obtain compound (*R,R*)-**1** (Scheme 1) as the target catalysts. (*R,R*)-**1** has double axial chirality and can be recognized as a "dimeric" form of (*R*)-



Scheme 1. Rational design of new double axially chiral phosphoric acids.

alkoxy-binol phosphate. (*R,R*)-**1** has a larger chiral pocket than those of previously developed phosphoric acid catalysts.

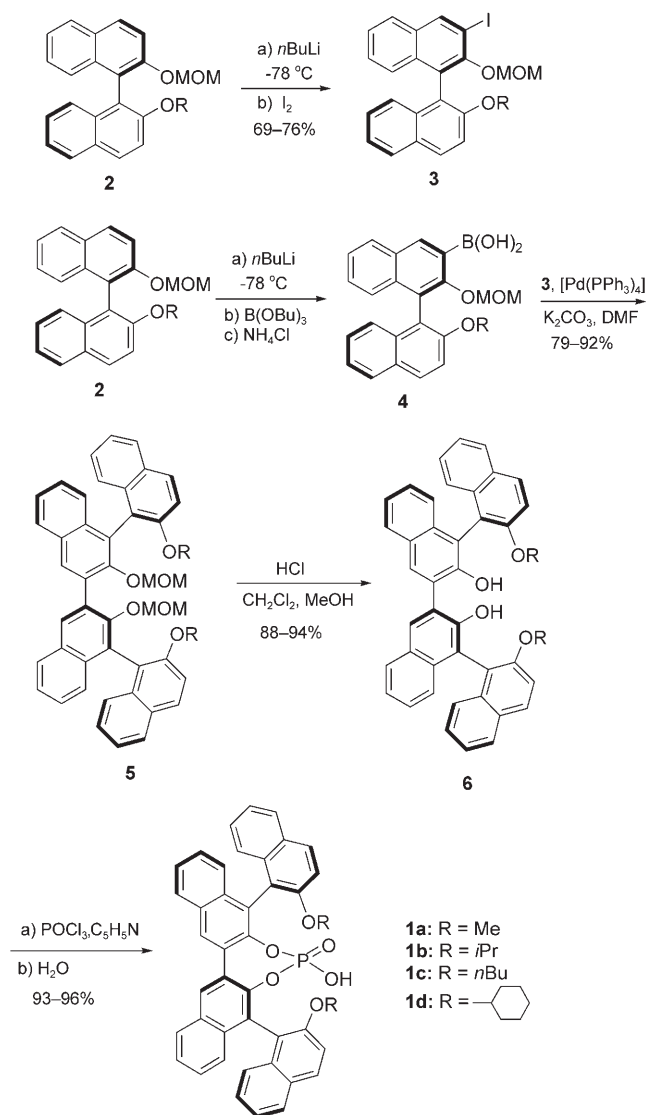
The requisite chiral phosphoric acid catalysts (*R,R*)-**1a–d** were conveniently synthesized from MOM-protected alkoxy (*R*)-binol **2** in a five-step sequence as illustrated in Scheme 2.^[8] MOM-monoprotected alkoxy (*R*)-binol **2** was iodinated to afford **3**, and then coupled with the corresponding mono boric acid intermediate **4** to give the bis-binol derivatives **5** in 79–92% yield. Cleavage of the MOM groups afforded the corresponding alkoxy-substituted bis-binol **6** in 88–94% yield. The double axially chiral phosphoric acid catalysts **1a–d** were obtained after treatment with POCl₃, and subsequent hydrolysis (93–96% yield).

The catalytic efficiency of our chiral phosphoric acid catalysts was examined for the asymmetric transfer hydrogenation of quinolines. Although a variety of chiral Rh, Ru, and Ir complexes have been demonstrated to be highly efficient and enantioselective in the hydrogenation of prochiral olefins, ketones, and imines, most of these catalysts failed to give satisfactory results in the asymmetric hydrogenation of heteroaromatic compounds.^[9] A few successful examples of the asymmetric hydrogenation of quinolines have recently been reported.^[10] Chiral phosphoric acids as organocatalysts can provide excellent enantioselectivities in the transfer hydrogenation of imines, quinolines, and α -imino esters.^[4a–f] Rueping et al.^[10b] reported the asymmetric transfer

[*] Q.-S. Guo, Prof. D.-M. Du, Prof. J. Xu
Beijing National Laboratory for Molecular Sciences (BNLMS)
Key Laboratory of Bioorganic Chemistry and
Molecular Engineering of Ministry of Education
College of Chemistry and Molecular Engineering
Peking University
Beijing 100871 (China)
Fax: (+86) 10-62751708
E-mail: dudm@pku.edu.cn

[**] This project was partially supported by the National Natural Science Foundation of China (grant numbers 20572003, 20772006, and 20521202), the Program for New Century Excellent Talents in University (NCET-07-0011), and Peking University.

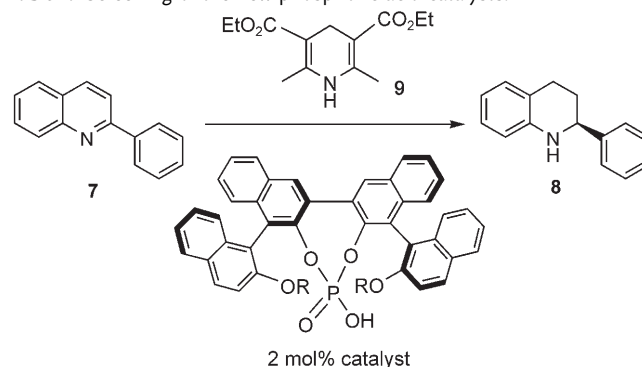
Supporting information for this article is available on the WWW under <http://www.angewandte.org> or from the author.



hydrogenation of quinolines using 3,3'-bis(9-phenanthryl)-binol phosphate. A variety of 2-aryl-substituted tetrahydroquinolines were synthesized with excellent enantioselectivities (> 99% *ee*), but 2-alkyl-substituted tetrahydroquinolines had lower enantioselectivities (87–91% *ee*). Herein, we report that a low catalyst loading (0.2 mol%) is sufficient in the asymmetric transfer hydrogenation of quinolines when catalyzed by our chiral phosphoric acid catalysts **1**. By using this new catalyst we obtain excellent enantioselectivities of up to 98% *ee* for 2-aryl- and 2-alkyl-substituted quinolines.

With the new Brønsted acids (**1a–1d**) in hand, we first investigated which chiral phosphoric acid would be most effective for the catalyzed transfer hydrogenation of quinolines (Table 1). When the phosphoric acid catalysts were present at 2 mol% in toluene at 35 °C, both **1a** and **1c** could catalyze the hydrogen transfer with good enantioselectivities (70 and 85% *ee*, respectively). Whereas **1b** and **1d** showed improved catalytic properties for the same reaction (93 and

Table 1: Screening of the new phosphoric acid catalysts.^[a]



Entry	Catalyst	R	Yield [%]	<i>ee</i> [%] ^[b]
1	1a	Me	98	70
2	1b	<i>i</i> Pr	> 99	93
3	1c	<i>n</i> Bu	> 99	85
4	1d	cyclohexanyl	> 99	95

[a] Reaction conditions: **7** (0.1 mmol), **9** (2.4 equiv), and **1** (2 mol%) in toluene (3 mL) at 35 °C for 20 h. [b] Determined by HPLC on a chiral stationary phase using a Chiracel-OD-H column.

95% *ee*, respectively). The higher enantioselectivity is probably due to the increased steric effects of **1d**. It is interesting to note that the enantioselectivity was slightly improved from 95 to 96% *ee* when the loading of catalyst **1d** was varied from 2 to 0.2 mol%.

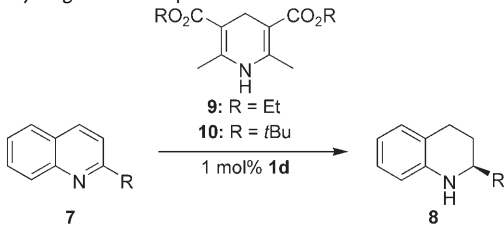
The influence of the solvent on the catalyzed transfer hydrogenation of 2-phenylquinoline was examined in CH₂Cl₂, CHCl₃, benzene, toluene, and Et₂O (Table 2); in all cases excellent enantioselectivities (94–96% *ee*) were obtained. The hydrogenation of 2-butylquinoline resulted in excellent enantioselectivity (93% *ee*) when the reaction was conducted in Et₂O. A slight increase in the enantioselectivity (from 93 to 94% *ee*) was observed when Hantzsch ester **10** was used.

The scope of the Brønsted acid catalyzed transfer hydrogenation was further explored by testing a wide range of 2-substituted quinolines under the optimized reaction conditions (namely, 2.4 equiv **10** and either 0.2 or 1 mol% **1d** in Et₂O at 35 °C for 20 h). High enantioselectivities and good yields for a series of tetrahydroquinolines were observed (Table 3). In the transfer hydrogenation of 2-aryl-substituted quinolines, our catalyst loading (0.2 mol%) was lower than that reported by Rueping et al. (2 mol%).^[10b] In the same reaction for 2-alkyl-substituted quinolines, our new chiral phosphoric catalyst **1d** gave higher enantioselectivity (up to 95% *ee*) than the previously reported method (up to 91% *ee*).^[10b]

The reduction of 2,3-disubstituted quinolines **11a–c** were also examined under the optimized reaction conditions using **1d** (1 mol%). The tetrahydroquinolines **12a–c** were obtained in high yields with excellent diastereoselectivities (up to > 20:1) and high enantioselectivities (up to 92% *ee*; Table 4). Interestingly, **12a** was obtained in the *cis* configuration, while **12b** and **12c** had *trans* configurations. A rational mechanism for this transformation is not clear at present.

In summary, we have synthesized a series of novel chiral phosphoric acid catalysts based on the bis-binol scaffold. In

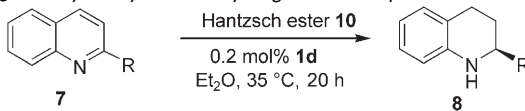
Table 2: Influence of the solvents on the new phosphoric acid catalyzed transfer hydrogenation of quinolines.^[a]



Entry	Solvent	R = Ph yield [%]	R = Ph ee [%] ^[b]	R = nBu yield [%]	R = nBu ee [%] ^[b]
1	CCl ₄	92	80	85	8
2	CH ₂ Cl ₂	98	95	98	85
3	CHCl ₃	97	94	97	65
4	benzene	> 99	96	> 99	82
5	toluene	> 99	96	98	85
6	THF	88	92	91	80
7	Et ₂ O	> 99	96	> 99	93
8	dioxane	95	88	48	16
9	Et ₂ O	> 99	96 ^[c]	> 99	94 ^[c]

[a] Reaction conditions: **7** (0.1 mmol), **9** (2.4 equiv), and **1d** (1 mol%) in solvent (3 mL) at 35 °C for 20 h. [b] Determined by HPLC on a chiral stationary phase using a Chiracel-OD-H column. [c] Using Hantzsch ester **10** (2.4 equiv).

Table 3: Catalytic asymmetric hydrogenation of quinoline derivatives.^[a]

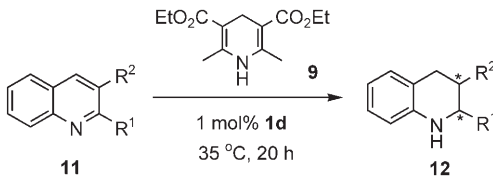


Entry	R	Product	Yield [%]	ee [%] ^[b]	Config ^[d]
1	C ₆ H ₅	8a	> 99	96	S
2	4-BrC ₆ H ₄	8b	> 99	97	S
3	4-ClC ₆ H ₄	8c	96	98	S
4	4-FC ₆ H ₄	8d	> 99	97	S
5	4-CH ₃ C ₆ H ₄	8e	> 99	94	S
6	2-CH ₃ C ₆ H ₄	8f	52 ^[c]	86	S
7	4-CH ₃ OC ₆ H ₄	8g	> 99	95	S
8	2-naphthyl	8h	> 99	97	S
9	4-CF ₃ C ₆ H ₄	8i	> 99	98	S
10	1,1'-biphenyl-4-yl	8j	> 99	97	S
11	CH ₃	8k	> 99 ^[c]	88	R
12	CH ₃ CH ₂ CH ₂	8l	> 99 ^[c]	94	R
13	CH ₃ (CH ₂) ₂ CH ₂	8m	> 99 ^[c]	94	R
14	CH ₃ (CH ₂) ₃ CH ₂	8n	> 99 ^[c]	92	R
15	cyclohexyl	8o	> 99 ^[c]	90	R
16	C ₆ H ₅ CH ₂ CH ₂	8p	> 99 ^[c]	93	R
17	MeO-C ₆ H ₄ -CH ₂ CH ₂	8q	> 99 ^[c]	90	R
18	MeO-C ₆ H ₃ (O)-CH ₂ CH ₂	8r	> 99 ^[c]	95	R

[a] Reaction conditions: **7** (0.1 mmol), **10** (2.4 equiv), and **1d** (0.2 mol%) at 35 °C in Et₂O (3 mL) for 20 h. [b] Determined by HPLC on a chiral stationary phase using a Chiracel-OD-H column. [c] Using **1d** (1 mol%) at 35 °C for 12 h. [d] Determined by comparison of the optical rotation sign with literature data or by analogy.

comparison to the chiral phosphoric acids based on the 3,3'-substituted binol scaffold, our catalysts show higher efficiency in the asymmetric transfer hydrogenation of 2-aryl- and 2-

Table 4: Catalytic asymmetric hydrogenation of 2,3-disubstituted quinolines.^[a]



Entry	Product	Yield [%]	d.r. ^[b]	ee [%] ^[c]
1	12a	> 99	> 20:1 (<i>cis/trans</i>)	82
2	12b	> 99	> 20:1 (<i>trans/cis</i>)	92
3	12c	93	94:6 (<i>trans/cis</i>)	91

[a] Reaction conditions: **11** (0.1 mmol), **9** (2.4 equiv), and **1d** (1 mol%) in Et₂O (3 mL) at 35 °C for 12 h. [b] Determined by ¹H NMR spectroscopy. [c] Determined by HPLC on a chiral stationary phase using a Chiracel-OD-H column.

alkyl-substituted quinolines. Low catalyst loadings (0.2–1 mol %) was sufficient to afford tetrahydroquinoline derivatives with excellent enantioselectivities (up to 98 % ee) and yields. Furthermore, 2,3-disubstituted quinolines were also hydrogenated with excellent diastereoselectivities and high enantioselectivities (up to 92 % ee). Further exploration of this new type of Brønsted acid in other asymmetric transformations is currently underway within our research group.

Experimental Section

Representative example of the asymmetric hydrogenation of quinolines. The quinoline **7a** (0.1 mmol), catalyst **1d** (0.2 mol %), Hantzsch dihydropyridine **10** (0.24 mmol), and Et₂O (3 mL) were added to a vial and the mixture was exposed to an argon atmosphere. The resulting yellow solution was stirred at 35 °C for 20 h. The solvent was evaporated in vacuo, and the crude product was purified by column chromatography on silica gel to afford the (*S*)-2-phenyl-1,2,3,4-tetrahydroquinoline (**8a**) in quantitative yield (> 99 %). ¹H NMR (300 MHz, CDCl₃): δ = 1.88–2.11 (m, 2H), 2.69 (dt, *J* = 16.2, 4.8 Hz, 1H), 2.82–2.91 (m, 1H), 3.95 (s, 1H), 4.37 (dd, *J* = 9.3, 3.3 Hz, 1H), 6.48 (d, *J* = 7.5 Hz, 1H), 6.62 (td, *J* = 7.5, 0.9 Hz, 1H), 6.95–7.00 (m, 2H), 7.24–7.37 ppm (m, 5H); ¹³C NMR (75 MHz, CDCl₃): δ = 26.3, 30.9, 56.1, 113.9, 117.0, 120.7, 126.4, 126.8, 127.3, 128.5, 129.2, 144.6, 144.7 ppm; [α]_D²⁰ = −34.8 deg cm³ g^{−1} dm^{−1} (*c* = 0.011 g cm^{−3}, CHCl₃, 96 % ee). The ee value of the product was determined by HPLC on a chiral stationary phase (Chiracel-OD-H; hexanes: *i*PrOH 95:5 at 0.6 mL min^{−1}), major isomer: *t*_r = 16.31 min, minor isomer: *t*_r = 21.04 min. Lit.^[10b] [α]_D²⁰ = −37.7 deg cm³ g^{−1} dm^{−1} (*c* = 0.011 g cm^{−3}, CHCl₃, 97 % ee).

Received: August 26, 2007

Keywords: asymmetric synthesis · Brønsted acid · hydrogenation · organocatalysis · tetrahydroquinolines

- [1] *Comprehensive Asymmetric Synthesis, Vols. I, II, and III* (Eds.: E. N. Jacobsen, A. Pfaltz, H. Yamamoto), Springer, Berlin, **1999**.
- [2] a) T. Akiyama, J. Itoh, K. Yokota, K. Fuchibe, *Angew. Chem.* **2004**, *116*, 1592; *Angew. Chem. Int. Ed.* **2004**, *43*, 1566; b) D. Uraguchi, M. Terada, *J. Am. Chem. Soc.* **2004**, *126*, 5356; c) D. Uraguchi, K. Sorimachi, M. Terada, *J. Am. Chem. Soc.* **2004**, *126*, 11804.
- [3] For recent reviews on the use of chiral Brønsted acids as catalysts, see a) P. R. Schreiner, *Chem. Soc. Rev.* **2003**, *32*, 289; b) P. M. Pihko, *Angew. Chem.* **2004**, *116*, 2110; *Angew. Chem. Int. Ed.* **2004**, *43*, 2062; c) C. Bolm, T. Rantanen, I. Schiffrers, L. Zani, *Angew. Chem.* **2005**, *117*, 1788; *Angew. Chem. Int. Ed.* **2005**, *44*, 1758; d) M. S. Taylor, E. N. Jacobsen, *Angew. Chem.* **2006**, *118*, 1550; *Angew. Chem. Int. Ed.* **2006**, *45*, 1520; e) T. Akiyama, J. Itoh, K. Fuchibe, *Adv. Synth. Catal.* **2006**, *348*, 999; f) S. J. Connon, *Angew. Chem.* **2006**, *118*, 4013; *Angew. Chem. Int. Ed.* **2006**, *45*, 3909.
- [4] a) M. Rueping, E. Sugiono, E. Azap, T. Theissmann, M. Beller, *Org. Lett.* **2005**, *7*, 3781; b) R. I. Storer, D. E. Carrera, Y. Ni, D. W. C. MacMillan, *J. Am. Chem. Soc.* **2006**, *128*, 84; c) J. Seayad, A. M. Seayad, B. List, *J. Am. Chem. Soc.* **2006**, *128*, 1086; d) Q. Kang, Z.-A. Zhao, S.-L. You, *J. Am. Chem. Soc.* **2007**, *129*, 1484; e) T. Akiyama, H. Morita, K. Fuchibe, *J. Am. Chem. Soc.* **2006**, *128*, 13070; f) N. J. A. Martin, B. List, *J. Am. Chem. Soc.* **2006**, *128*, 13368; g) M. Rueping, A. P. Antonchick, *Angew. Chem.* **2007**, *119*, 4646; *Angew. Chem. Int. Ed.* **2007**, *46*, 4562; h) M. Terada, K. Sorimachi, *J. Am. Chem. Soc.* **2007**, *129*, 292; i) M. Yamanaka, J. Itoh, K. Fuchibe, T. Akiyama, *J. Am. Chem. Soc.* **2007**, *129*, 6756; j) J. Zhou, B. List, *J. Am. Chem. Soc.* **2007**, *129*, 7498.
- [5] a) H. Liu, L.-F. Cun, A.-Q. Mi, Y.-Z. Jiang, L.-Z. Gong, *Org. Lett.* **2006**, *8*, 6023; b) X.-H. Chen, X.-Y. Xu, H. Liu, L.-F. Cun, L.-Z. Gong, *J. Am. Chem. Soc.* **2006**, *128*, 14802; c) Q.-X. Guo, H. Liu, C. Guo, S.-W. Luo, Y. Gu, L.-Z. Gong, *J. Am. Chem. Soc.* **2007**, *129*, 3790; d) M. Rueping, E. Sugiono, T. Theissmann, A. Kuenkel, A. Köckritz, A. Pews-Davtyan, N. Nemati, M. Beller, *Org. Lett.* **2007**, *9*, 1065.
- [6] a) T. Akiyama, Y. Saitoh, H. Morita, K. Fuchibe, *Adv. Synth. Catal.* **2005**, *347*, 1523; b) M. R. Nahm, J. R. Potnick, P. S. White, J. S. Johnson, *J. Am. Chem. Soc.* **2006**, *128*, 2751.
- [7] a) G. Li, Y. Liang, J. C. Antilla, *J. Am. Chem. Soc.* **2007**, *129*, 5830; b) G. B. Rowland, H. Zhang, E. B. Rowland, S. Chennamadhavuni, Y. Wang, J. C. Antilla, *J. Am. Chem. Soc.* **2005**, *127*, 15696.
- [8] For details see the Supporting Information.
- [9] For selected reviews, see a) R. Noyori, *Angew. Chem.* **2002**, *114*, 2108; *Angew. Chem. Int. Ed.* **2002**, *41*, 2008; b) W. Tang, X. Zhang, *Chem. Rev.* **2003**, *103*, 3029; c) F. Glorius, *Org. Biomol. Chem.* **2005**, *3*, 4171; d) *Catalytic Asymmetric Synthesis*, 2nd ed. (Ed.: I. Ojima), Wiley, New York, **2000**; e) *Comprehensive Asymmetric Catalysis, Vol. 2* (Eds.: E. N. Jacobsen, A. Pfaltz, H. Yamamoto), Springer, Berlin, **1999**; f) *Principles and Applications of Asymmetric Synthesis* (Eds.: G.-Q. Lin, Y.-M. Li, A. S. C. Chan), John Wiley & Sons, New York, **2001**; for selected examples, see g) C. Y. Legault, A. B. Charette, *J. Am. Chem. Soc.* **2005**, *127*, 8966; h) R. Kuwano, M. Kashiwabara, *Org. Lett.* **2006**, *8*, 2653; i) S.-M. Lu, Y.-Q. Wang, X.-W. Han, Y.-G. Zhou, *Angew. Chem.* **2006**, *118*, 2318; *Angew. Chem. Int. Ed.* **2006**, *45*, 2260.
- [10] For selected recent examples, see a) W.-B. Wang, S.-M. Lu, P.-Y. Yang, X.-W. Han, Y.-G. Zhou, *J. Am. Chem. Soc.* **2003**, *125*, 10536; b) M. Rueping, A. P. Antonchick, T. Theissmann, *Angew. Chem.* **2006**, *118*, 3765; *Angew. Chem. Int. Ed.* **2006**, *45*, 3683; c) K. H. Lam, J. Ji, J. Wu, Q.-H. Fan, W.-H. Lo, A. S. C. Chan, *Chem. Commun.* **2005**, 1390; d) Z.-J. Wang, G.-J. Deng, Y. Li, Y.-M. He, W.-J. Tang, Q.-H. Fan, *Org. Lett.* **2007**, *9*, 1243; e) W.-J. Tang, S.-F. Zhou, L.-J. Xu, Q.-L. Zhou, Q.-H. Fan, H. F. Zhou, K. Lam, A. S. C. Chan, *Chem. Commun.* **2007**, 613.