



A novel synthesis of 1,3,5-trisubstituted pyrazoles through a spiro-pyrazoline intermediate via a tandem 1,3-dipolar cycloaddition/elimination

Sureshbabu Dadiboyena^a, Edward J. Valente^b, Ashton T. Hamme II^{a,*}

^a Department of Chemistry, College of Science, Engineering and Technology, Jackson State University, Jackson, MS 39217, USA

^b Department of Chemistry and Biochemistry, Mississippi College, Clinton, MS 39058, USA

ARTICLE INFO

Article history:

Received 12 September 2008

Revised 29 October 2008

Accepted 30 October 2008

Available online 5 November 2008

Keywords:

Cycloaddition

Ring fragmentation

Heterocycles

Spirocycles

Tandem reactions

Regioselectivity

ABSTRACT

The syntheses of an important class of hitherto unreported 1,3,5-pyrazoles, inspired by an unanticipated eliminatory ring opening are described. The reported pyrazole compounds were constructed through the Huisgen cyclization of 2-methylene-1,3,3-trimethylindoline and an in situ generated nitrile imine. The newly formed spiro-pyrazoline intermediate presumably then undergoes a ring opening/elimination process to afford a pyrazole, as evidenced by single X-ray crystal data. The current report constitutes the first formal observation of this kind of ring opening involving a spiro-pyrazoline intermediate.

Published by Elsevier Ltd.

1. Introduction

Heterocycles are popularly known for displaying a wide range of biological properties.¹ The recent success of pyrazole based COX-II inhibitors and their application in medicinal chemistry have amplified the importance of pyrazoles to even a greater extent.² Several pharmaceutical drugs including celecoxib² and rimona-bant³ utilize the pyrazole as their core molecular entity,^{4,5} and a regioselective synthetic method for the synthesis of trisubstituted pyrazoles is still in demand.^{3,5–7} Pyrazoles and pyrazolines are often synthesized by the 1,3-dipolar cycloaddition reaction of nitril-imines with alkynes,⁸ alkyne surrogates,^{6,9} or alkenes,^{5,7,8} and other methods.⁴ Special attention is warranted toward the synthetic design and development of pyrazoles because of their high demand in academic and pharmaceutical sectors. Herein we report the synthesis of 1,3,5-trisubstituted pyrazoles through a 1,3-dipolar cycloaddition/ring opening process.

In continuance of our interest in the 1,3-dipolar cycloaddition chemistry, we describe our endeavor toward the synthesis of 1,3,5-trisubstituted pyrazoles on the basis of the 1,3-dipolar cycloaddition protocol,^{8,10} which was then followed by an unforeseen ring opening. During our investigation on the synthesis of spiro-pyrazolines, we discovered that when 2-methylene-1,3,3-tri-

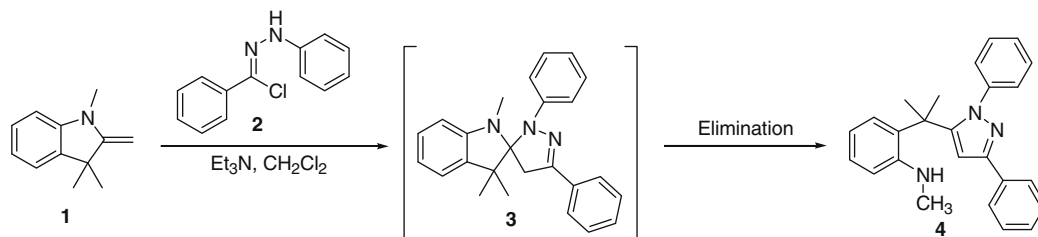
methylindoline (**1**) was reacted with the in situ generated nitrile imine from hydrazoneyl chloride¹¹ (**2**), pyrazole (**4**) was the only product that was isolated rather than the expected spiro-pyrazoline (**3**) (Scheme 1). The formation of a trisubstituted pyrazole is in quite contrast to the expected spiro-pyrazoline product. On the basis of this result, we decided to investigate the generality of this 1,3-dipolar cycloaddition /ring opening reaction toward the synthesis of 1,3,5-trisubstituted pyrazoles.

Two additional hydrazoneyl chlorides containing an electron withdrawing group in the para position of the aromatic ring were exposed to triethylamine to afford the analogous nitrile imines in situ. These nitrile imines then followed the aforementioned 1,3-dipolar cycloaddition/ring opening reaction pathway to afford the corresponding pyrazoles. (Table 1) Interestingly, when 2,6-dichlorophenyl hydrazoneyl chloride (**7**) was used, only the spiro-pyrazoline (**8**) was isolated (Scheme 2). Two additional hydrazoneyl chlorides possessing electron withdrawing groups in either the *ortho*- or *meta*-positions as well as electron donating groups at the *ortho*- and *para*-positions reacted with **1** to give the expected spiro-pyrazoline as the only product (Table 2). It appears that either a hydrogen or an electron withdrawing group in the *para*-position of the aromatic ring of the spiro-pyrazoline intermediate is required for the rupturing of the spirocyclic ring to give rise to the pyrazole product.

The existence of pyrazole (**4**) as a crystalline solid enabled us to perform the X-ray studies to reveal its stereo-structural features.

* Corresponding author. Tel.: +1 601 979 3713; fax: +1 601 979 3674.

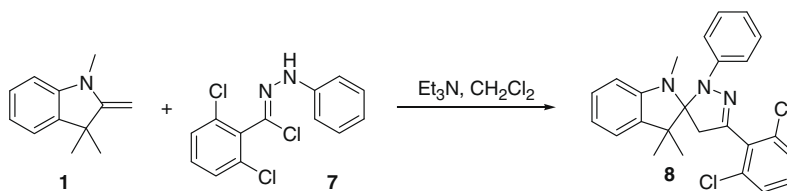
E-mail address: ashton.t.hamme@jsums.edu (A. T. Hamme II).



Scheme 1. Pyrazole synthesis from the spiro-pyrazoline intermediate **3**.

Table 1
1,3-Trisubstituted pyrazoles isolated from the 1,3-dipolar cycloaddition reaction

Entry	Alkene	α -Chloro hydrazone	Product	Yield (%)
1				88
2				84
3				75



Scheme 2. Synthesis of spiro-pyrazoline (**8**) without ring cleavage.

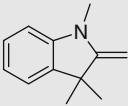
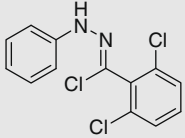
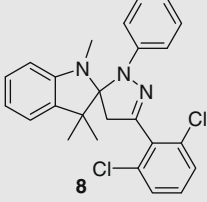
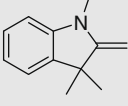
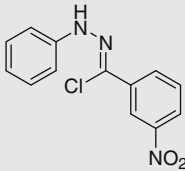
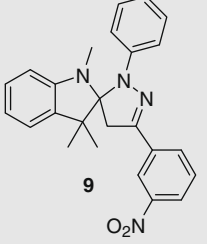
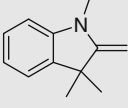
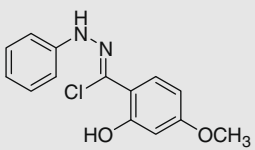
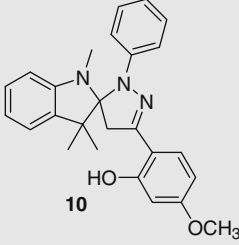
Compound **4** was unambiguously confirmed by the X-ray structural analysis as a trisubstituted pyrazole rather than the expected spiro-pyrazoline (Fig. 1). The structures of the remaining pyrazoles were elucidated based upon their NMR spectroscopic data and their comparison to pyrazole (**4**).

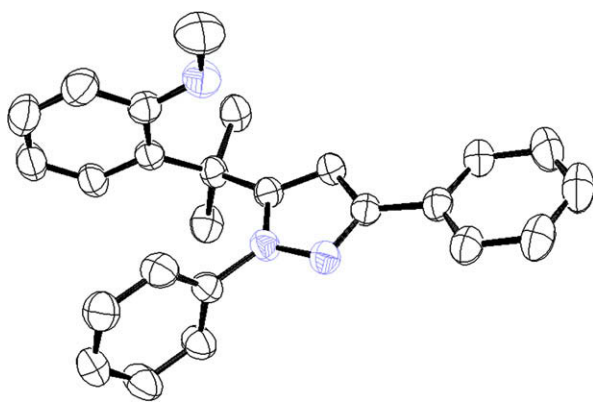
A proposed mechanism for formation of the pyrazole via spiro-pyrazoline ring opening is shown in Scheme 3. After the formation of the cycloadduct (**11**), an imine to enamine tautomerization occurs to form the enamine tautomer (**12**) (Scheme 3). Instead of

compound **12** reverting to **11**, the enamine tautomer undergoes an eliminatory ring cleavage of the indoline ring at the spirocyclic carbon affording pyrazole (**13**). The X-ray crystal data from **4** show that the benzene ring **B** is nearly coplanar to the pyrazole. The presence of a coplanar relationship between phenyl ring **B** in the spiro-pyrazoline intermediates **11** and **12** would assist in π -orbital contact between the phenyl ring **B** and the spiro-pyrazoline imine and enamine π systems. On the other hand, an 84° twisting of the phenyl ring **A** occurs relative to the pyrazole (**4**) in order to avoid

Table 2

Spiro-pyrazolines isolated from the 1,3-dipolar cycloaddition reaction

Entry	Alkene	α -Chloro hydrazone	Product	Yield (%)
4				89
5				78
6				76

**Figure 1.** Thermal ellipsoid plot of the structure of pyrazole (4).¹²

any potential steric interaction with the substituents on the adjacent quaternary carbon. If the aforementioned interactions are present in the spiro-pyrazoline intermediate, the driving force be-

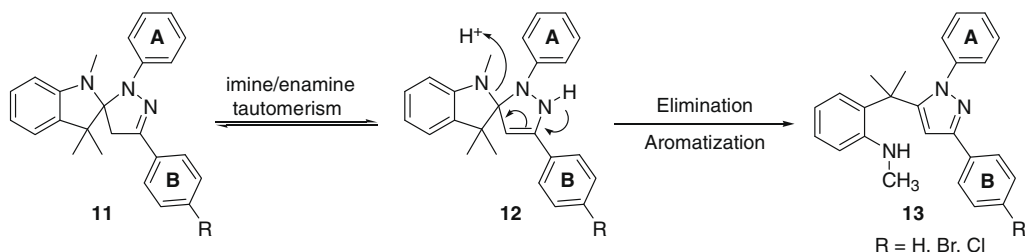
hind the ring opening could be a combination of the relief of strain at the spirocyclic carbon along with concomitant formation of the aromatic pyrazole ring.

2. Conclusions

In summary, we report a unique route for the synthesis of novel 1,3,5-trisubstituted pyrazoles¹³ through a novel 1,3-dipolar cycloaddition/ring opening of a spiro-pyrazoline intermediate.¹⁴ The construction of the aromatic pyrazole ring could be the driving force behind the eliminative ring opening process. Along with NMR data, X-ray crystallographic analysis also confirms the structure of the distinctive pyrazole compounds. Future investigations of the ring opening mechanism and the proposed imine/enamine tautomerization of spiro-pyrazolines are in progress.

Acknowledgments

We thank the National Institutes of Health MBRS-SCORE and RCMi programs (3S06 GM 008047-34S1 and G12RR13459 (NMR

**Scheme 3.** Proposed mechanism for the spiro-pyrazoline ring fragmentation to form the corresponding pyrazole.

and analytical CORE facilities)) and the National Science Foundation NSF-RISE program (HRD-0734645). EJV gratefully acknowledges the support of the National Science Foundation grant MRI 0618148 and the W. M. Keck Foundation for crystallographic resources.

Supplementary data

Supplementary data associated with this article can be found, in the online version, at [doi:10.1016/j.tetlet.2008.10.145](https://doi.org/10.1016/j.tetlet.2008.10.145).

References and notes

- Shen, D.; Shu, M.; Chapman, K. T. *Org. Lett.* **2000**, 2, 2789.
- Penning, T. D.; Talley, J. J.; Bertenshaw, S. R.; Carter, J. S.; Collins, P. W.; Docter, S.; Graneto, M. J.; Lee, L. F.; Malecha, J. W.; Miyashiro, J. M.; Rogers, R. S.; Rogier, D. J.; Yu, S. S.; Anderson, G. D.; Burton, E. G.; Cogburn, J. N.; Gregory, S. A.; Koboldt, C. M.; Perkins, W. E.; Seibert, K.; Veenhuizen, A. W.; Zhang, Y. Y.; Isakson, P. C. *J. Med. Chem.* **1997**, 40, 1347.
- Deng, X.; Mani, N. S. *Org. Lett.* **2008**, 10, 1307.
- (a) Katritzky, A. R.; Wang, M.; Zhang, S.; Voronkov, M. V. *J. Org. Chem.* **2001**, 66, 6787; (b) Elguero, J. In *Comprehensive Heterocyclic Chemistry II*; Katritzky, A. R., Rees, C. W., Scriven, E. F. V., Eds.; Pergamon Press: Oxford, 1996; Vol. 3, p 1.
- Deng, X.; Mani, N. S. *Org. Lett.* **2006**, 8, 3505.
- Donohue, A. C.; Pallich, S.; McCarthy, T. D. *J. Chem. Soc., Perkin Trans. 1* **2001**, 2817.
- Chiericato, M.; Croce, P. D.; Carganico, G.; Maiorana, S. J. *Heterocycl. Chem.* **1979**, 16, 383.
- (a) Huisgen, R. *Angew. Chem., Int. Ed. Engl* **1963**, 2, 565; (b) Huisgen, R. *Angew. Chem., Int. Ed. Engl* **1963**, 2, 633.
- Oh, L. *Tetrahedron Lett.* **2006**, 47, 7943.
- General cycloaddition procedure*: A solution of the 2-methylene-1,3,3-trimethylindoline (3 mmol) and the hydrazonyl chloride (3 mmol) in 10 mL of either dry chloroform or dichloromethane was treated with triethylamine (0.46 mL, 3.3 mmol). The reaction mixture was stirred at rt until the disappearance of the starting materials, as evidenced by TLC. After the reaction was complete, the solvent was evaporated under reduced pressure. For pyrazoles **4**, **5**, and **6**, the crude products were purified by triturating with hexanes. For Spiro-pyrazolines **8**, **9**, and **10**, the crude products were purified by flash column chromatography over silica gel by using 4:1, 9:1, and 7:3 hexanes–ethyl acetate eluant systems, respectively.
- Sibi, P. M.; Stanley, M. L.; Jasperse, P. C. *J. Am. Chem. Soc.* **2005**, 127, 8276.
- Structural information for pyrazole (**4**) has been deposited with the CCDC as 701051, available free of charge from www.ccdc.cam.ac.uk/conts/retrieving.html (or from the Cambridge Crystallographic Data Centre, 12 Union Road, Cambridge CB2 1EZ, UK; fax: +44 1223 336033).
- Representative analytical data for a pyrazole: 2-(2-(1,3-Diphenyl-1H-pyrazol-5-yl)propan-2-yl)-N-methylaniline (**4**): After concentrating the reaction mixture, the residual product was purified by triturating with hexanes, this compound was obtained as light yellow crystalline solid (0.97 g, 88%), mp 180–181 °C; IR (KBr; selected peaks) ν 3407, 3132, 2967, 2816, 1600, 1579 cm^{-1} . ^1H NMR (CDCl_3): δ 1.68 (s, 6H), 2.71 (s, 3H), 4.15 (br s, 1H), 6.40 (t, J = 7.5 Hz, 1H), 6.52 (d, J = 7.5 Hz, 1H), 6.67 (d, J = 8 Hz, 1H), 6.79–6.82 (m, 3H), 7.07 (q, J = 7.3 Hz, 3H), 7.19 (t, J = 7.5 Hz, 1H), 7.33–7.46 (m, 3H), 7.91 (d, J = 7 Hz, 2H); ^{13}C NMR: δ 28.9, 31.1, 38.0, 101.03, 110.8, 116.8, 125.9, 126.0(3C), 128.12(3C), 128.16(2C), 128.19, 128.7, 128.9(2C), 129.4, 133.3, 140.3, 147.2, 150.9, 153.0; HRMS (EI): m/z calcd for $\text{C}_{25}\text{H}_{26}\text{N}_3$ (MH^+): 368.2121; found: 368.2118.
- Representative analytical data for a spiro-pyrazoline: 5'-(2,6-dichlorophenyl)-1,3,3-trimethyl-2'-phenyl-2',4'-dihydrospiro[indoline-2,3'-pyrazole] (**8**): After column chromatography (hexanes–ethyl acetate, 4:1), this compound was obtained as a dark brown semi-oily liquid (1.1 g, 89%), IR (KBr; selected peaks): ν 3113, 2967, 1622, 1506 cm^{-1} . ^1H NMR: δ ^1H NMR (CDCl_3): δ 1.33 (s, 3H), 1.47 (s, 3H), 2.68 (s, 3H), 3.42 (d, J = 19.5 Hz, 1H), 3.78 (d, J = 19.5 Hz, 1H), 6.19 (d, J = 7.6 Hz, 1H), 6.76 (d, J = 8.9 Hz, 3H), 6.92 (t, J = 7.5 Hz, 2H), 7.08 (d, J = 7.4 Hz, 2H), 7.22–7.30 (m, 2H) 7.40 (d, J = 8.7 Hz, 2H); ^{13}C NMR: δ 21.3, 29.0, 29.3, 31.1, 41.4, 48.3, 100.6, 104.6, 118.5, 118.6, 119.2, 121.4, 121.6, 127.8, 127.9, 128.30, 128.34, 128.5, 130.6, 132.4, 135.9, 136.1, 142.6, 145.0, 149.7. HRMS (EI): m/z calcd for $\text{C}_{25}\text{H}_{24}\text{Cl}_2\text{N}_3$ (MH^+): 436.1347; found: 436.1344.