

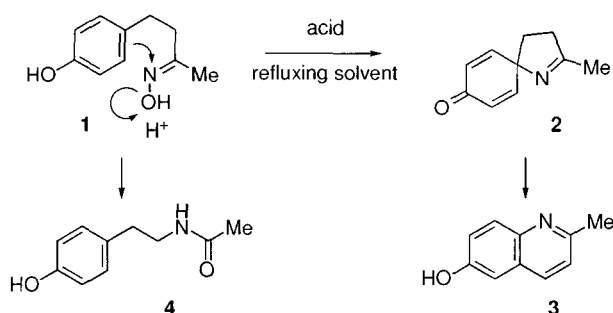
S_N2 Substitution on sp^2 Nitrogen of Protonated Oxime

Seiji Mori, Katsuya Uchiyama, Yujiro Hayashi, Koichi Narasaka,* and Eiichi Nakamura*
 Department of Chemistry, The University of Tokyo, Hongo, Bunkyo-ku, Tokyo 113

(Received October 9, 1997; CL-970784)

Theoretical studies on intramolecular nucleophilic displacement of the protonated oxime oxygen with an aryl ring revealed that the substitution reaction on the sp^2 nitrogen atom is a low energy process. This seemingly anomalous substitution is due to the low-lying σ^* -orbital of the O -protonated oxime. The theoretical conclusion received experimental support.

The $\text{CF}_3\text{SO}_3\text{H}/(n\text{-Bu})_4\text{NReO}_4$ -mediated ring forming reaction of a ketone oxime bearing an electron-rich aryl group in the β -position (e.g., **1**) is a unique synthetic transformation.¹ The acid/rhenium catalyst mixture acts on **1** to first produce the spiro compound **2** in high yield, which then rearranges to quinoline **3** under forcing conditions. Its synthetic utility notwithstanding, the reaction poses two puzzling mechanistic questions: the (nearly total) lack of Beckmann rearrangement product **4** and an implication that the reaction involves substitution upon an sp^2 -hybridized nitrogen atom (cf. **1**). It has been commonly accepted that direct nucleophilic substitution on an sp^2 carbon atom does not take place² and so may be expected for nitrogen analogs. To examine the feasibility of such a process and to compare it with the Beckmann rearrangement pathway to **4**,³ we have carried out the post-Hartree-Fock *ab initio* calculations on the two reactions pathways of the oxime **1** in the presence of a proton to find that the pathways leading to **2** and **4** are of comparable energy, and hence that the sp^2 nitrogen substitution is a facile process taking place with inversion of stereochemistry. Experimental studies confirmed that the two pathways do compete under the conditions using a non-nucleophilic acid.



The stationary points determined for **1** by full geometry optimization at the MP2(FC)/6-31G* level^{4,5} are shown in Figure 1. A 3D picture of the crucial transition structure (**TS2**) is shown in Figure 2. Starting with oxygen-protonated oxime **INT**, the Beckmann rearrangement takes place with a low activation energy of 8.0 kcal mol⁻¹. **TS1** indicates 1,2-migration of the alkyl group with concomitant elimination of a water molecule. These energetic and structural features are essentially the same as those determined in a previous study,⁶ which reported that the nitrogen protonation is a non-productive process and nitrogen-to-oxygen migration of proton is a rate determining step of the reaction. In the gas phase, the cationic product **PD1** forms as a

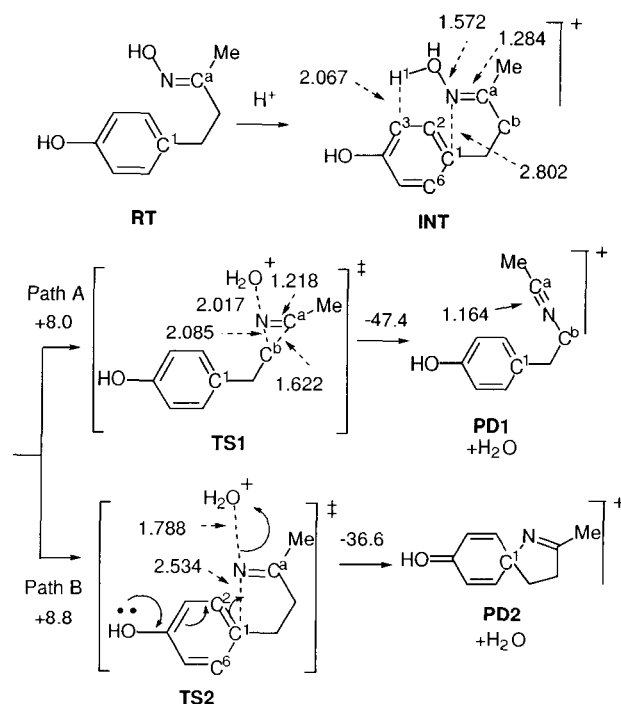


Figure 1. Representative stationary points in the reaction of (*E*)-4-(4-hydroxyphenyl)butan-2-one oxime (MP2/6-31G*). Bond lengths are in Å, and the energy changes above arrows in kcal mol⁻¹.

discrete intermediate, serving as a precursor of the amide **4**.

It was noted that, in **INT**, which, among numerous possible conformers, represents the one wherein the protonated oxime moiety and the electron-rich aromatic ring attract each other. The C1-N distance of 2.802 Å which is shorter than the sum of van der Waals radii is caused by hydrogen bonding between the protonated oxygen atom and the C3 atom. The N-O σ^* -orbital of the oxime moiety in **INT** mixed with the C=N π^* -orbital is low-lying (-1.26 eV, HF/6-31G*//MP2/6-31G*).⁷ Thus, aligning the oxime N-O σ^* -orbital for interaction with the aromatic π -orbital in **INT** led smoothly to the TS of the spiro cyclization (**TS2**). The energy of **TS2** was found to be 8.8 kcal mol⁻¹ higher than **INT**. The C1-N distance shortens to 2.534 Å and the N-O distance lengthens to 1.788 Å. As shown in the localized Kohn-Sham orbital of **TS2** in Figure 2,^{8,9} the π electrons on C1, C2, and C6 (corresponding to HOMO in **INT**) interact with the σ^* -orbital of the oxime N-O bond. The displacement of the water molecule occurs in a nearly linear manner ($\angle \text{C1-N-O} = 155^\circ$). The product **PD2** forms with 36.6 kcal mol⁻¹ exothermicity, and will generate **2** upon loss of proton. The calculated energetics thus clearly indicates that the spiro cyclization and the Beckmann rearrangement compete with each other.

With the information above, we examined the effects of acid and solvent for the same oxime substrate **1**. Not unexpectedly,

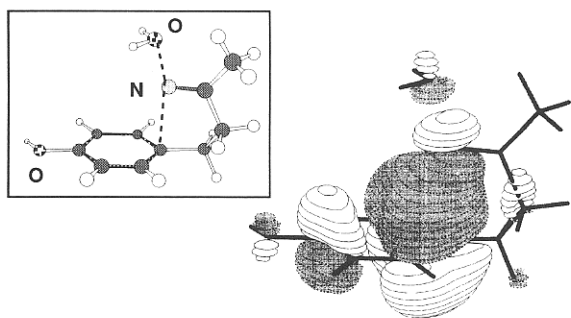


Figure 2. Surface ($0.03 \text{ e} \cdot \text{a.u.}^{-3}$) of localized Kohn-Sham MO of TS2 showing interaction of benzene π and NO σ^* orbitals (inset: 3D molecular picture).

we found that polyphosphoric acid (PPA)^{1c} drives the reaction completely to the Beckmann pathway (Table 1, entry 1). As reported previously,^{1b,1c} the rhenium conditions cleanly produced the spiro compound **2** (entry 5). On the other hand, non-nucleophilic $\text{CF}_3\text{SO}_3\text{H}$ in various solvents afforded a mixture of **2** and **4** in a 5:2 to 7:9 ratio (entries 2-4).

Table 1. Reaction 1 with protic acids in various solvents

entry	reagent	solvent	products / % ^d		
			2	3	4
1	PPA ^a	<i>m</i> -xylene	4	0	72
2	$\text{CF}_3\text{SO}_3\text{H}^b$	CH_3CN	47	0	37
3	$\text{CF}_3\text{SO}_3\text{H}^b$	CH_3NO_2	28	10	26
4	$\text{CF}_3\text{SO}_3\text{H}^b$	$\text{ClCH}_2\text{CH}_2\text{Cl}$	50	0	22
5	$(n\text{-Bu})_4\text{ReO}_4$ + $\text{CF}_3\text{SO}_3\text{H}^c$	$\text{ClCH}_2\text{CH}_2\text{Cl}$	91	0	0

^aThree equivalents. ^bOne equivalent. ^c0.2 equivalent.

^dIsolated yields.

The dramatic contrast between PPA and the rhenium acid is notable and perhaps is outside the range that can be studied by the gas phase theoretical model. PPA is an extremely polar medium with nucleophilic oxygen atoms present. The formation of discrete nitrilium ion is not expected in PPA, and nucleophilic participation of the solvent must take place at an early stage of the reaction. The rhenium reaction in a non-polar solvent, on the other hand, may involve the formation of an oxime perhenate intermediate and may not be properly modeled by the present theoretical models. The $\text{CF}_3\text{SO}_3\text{H}$ cases, however would represent a reasonable experimental model of the gas phase reaction, which indicated a comparable activation energies for the Beckmann rearrangement and the spiro cyclization. We noted that the oxime substrate undergoes rapid *E/Z* isomerization before the reaction, and hence could not determine the influence of the oxime stereochemistry.

In summary, the theoretical analyses have shown that substitution at an sp^2 nitrogen atom is an energetically feasible

process and will take place with inversion of stereochemistry at the nitrogen atom. Though this conclusion appears to contradict with the conventional wisdom, recent reports published during the course of the present studies revealed that $\text{S}_{\text{N}}2$ -substitution on sp^2 carbon is also feasible.¹⁰ Hence, it must be recognized that $\text{S}_{\text{N}}2$ -substitution on sp^2 hybridized atom is now a norm, for cases where the σ^* -orbital of the breaking bond is lower in energy than the π^* -orbital.¹⁰ There have been reported a few cases of related substitution reaction on a nitrogen atom,¹¹ and they might also involve a similar substitution mechanism as judged from the stereospecificity in two of these reactions.^{11b,d}

We thank the Institute for Molecular Science, Japan for computational time. This work was supported in part by Grant-in-Aid for Scientific Research on Priority Areas (No. 283, "Innovative Synthetic Reactions" from Monbusho. JSPS research fellowship for Young Scientists to S.M. is deeply acknowledged.

References and Notes

- 1 a) H. Kusama, Y. Yamashita, and K. Narasaka, *Chem. Lett.*, **1995**, 5.
b) H. Kusama, K. Uchiyama, Y. Yamashita, and K. Narasaka, *Chem. Lett.*, **1995**, 715. c) H. Kusama, Y. Yamashita, K. Uchiyama, and K. Narasaka, *Bull. Chem. Soc. Jpn.*, **70**, 965 (1997).
- 2 T. Okuyama and M. Ochiai, *J. Am. Chem. Soc.*, **119**, 4785 (1997).
- 3 a) R. E. Gawley, *Org. React.*, **35**, 1 (1988). b) K. Maruoka and H. Yamamoto, "Functional Group Transformations via Carbonyl Derivatives, in Comprehensive Organic Synthesis", ed. by B. M. Trost and I. Fleming, Vol. 6, p. 763, Pergamon Press, Oxford, UK (1991). c) A. Guy and J. P. Guetté, *Synthesis*, **1980**, 222.
- 4 a) GAUSSIAN 94, Revision B.2, M. J. Frisch, G. W. Trucks, H. B. Schlegel, P. M. W. Gill, B. G. Johnson, M. A. Robb, J. R. Cheeseman, T. Keith, G. A. Petersson, J. A. Montgomery, K. Raghavachari, M. A. Al-Laham, V. G. Zakrzewski, J. V. Ortiz, J. B. Foresman, J. Cioslowski, B. B. Stefanov, A. Nanayakkara, M. Challacombe, C. Y. Peng, P. Y. Ayala, W. Chen, M. W. Wong, J. L. Andres, E. S. Replogle, R. Gomperts, R. L. Martin, D. J. Fox, J. S. Binkley, D. J. Defrees, J. Baker, J. P. Stewart, M. Head-Gordon, C. Gonzalez, and J. A. Pople, GAUSSIAN Inc., Pittsburgh, PA, 1995. b) W. J. Hehre, L. Radom, P. v. R. Schleyer, and J. A. Pople, "Ab Initio Molecular Orbital Theory", John Wiley, New York, USA (1986).
- 5 MP2(FC) (FC = frozen core): C. Møller and M. S. Plesset, *Phys. Rev.*, **46**, 618-622 (1934); J. A. Pople, R. Krishnan, H. B. Schlegel, and J. S. Binkley, *Int. J. Quantum. Chem. Symp.*, **13**, 225 (1979).
- 6 M. T. Nguyen, G. Raspoet, and L. G. Vanquickenborne, *J. Am. Chem. Soc.*, **119**, 2552 (1997).
- 7 Orbital mixing is due to distortion in INT. The energy of the σ^* -orbital (LUMO) of *O*-protonated acetone oxime (C_3) is -1.36 eV and that of the π^* -orbital (LUMO+1) is -1.22 eV (HF/6-31G*/HF/6-31G*).
- 8 Orbital transformation was carried out with the B3LYP/6-31G* wave function for the MP2-optimized geometry. See: a) S. F. Boys, "Quantum Theory of Atoms, Molecules, and the Solid State", ed by P. O. Lowdin Academic Press: New York, USA (1968), p.253. b) A. D. Becke, *J. Chem. Phys.*, **98**, 5648 (1993); C. Lee, W. Yang, and R. G. Parr, *Phys. Rev. B*, **37**, 785 (1988). c) E. Nakamura, S. Mori, M. Nakamura, and K. Morokuma, *J. Am. Chem. Soc.*, **119**, 4887 (1997).
- 9 Surface generated by MOLDEN 3.2, implemented by G. Schaftenaar, CAOS/CAMM Center, Netherland (1997).
- 10 a) V. Lucchini, G. Modena, and L. Pasquato, *J. Am. Chem. Soc.*, **117**, 2297 (1995). b) M. N. Glukhovtsev, A. Pross, and L. Radom, *J. Am. Chem. Soc.*, **116**, 5961 (1994).
- 11 a) R. Griot and T. Wagner-Jauregg, *Helv. Chim. Acta*, **41**, 867 (1958); **42**, 121 (1959). b) D. Schinzer and Y. Bo, *Angew. Chem., Int. Ed. Engl.*, **30**, 687 (1991). c) E. Erdik and M. Ay, *Chem. Rev.*, **89**, 1947 (1989). d) M. Hamana, H. Noda, and J.-I. Uchida, *Yakugaku Zasshi*, **90**, 1001 (1970).