



# Tandem Michael addition/ylide olefination reaction for the synthesis of highly functionalized cyclohexadiene derivatives

Long-Wu Ye<sup>a</sup>, Xun Han<sup>b</sup>, Xiu-Li Sun<sup>a</sup>, Yong Tang<sup>a,\*</sup>

<sup>a</sup>State Key Laboratory of Organometallic Chemistry, Shanghai Institute of Organic Chemistry, Chinese Academy of Sciences, 354 Fenglin Lu, Shanghai 200032, China

<sup>b</sup>Department for Intensive Instruction, Nanjing University, Nanjing 210093, China

## ARTICLE INFO

### Article history:

Received 30 April 2008

Received in revised form 9 June 2008

Accepted 13 June 2008

Available online 19 June 2008

## ABSTRACT

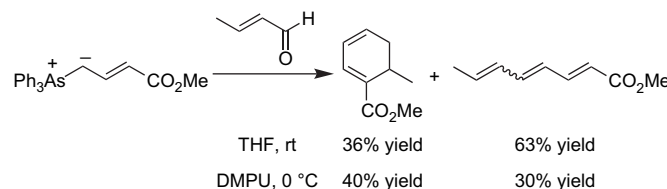
A tandem Michael addition/ylide olefination for the rapid creation of highly functionalized cyclohexadiene is developed. The tandem annulation reactions afford versatile cyclohexadienes in good to excellent isolated yields. This method has been successfully applied to the synthesis of three biologically active molecules.

© 2008 Elsevier Ltd. All rights reserved.

## 1. Introduction

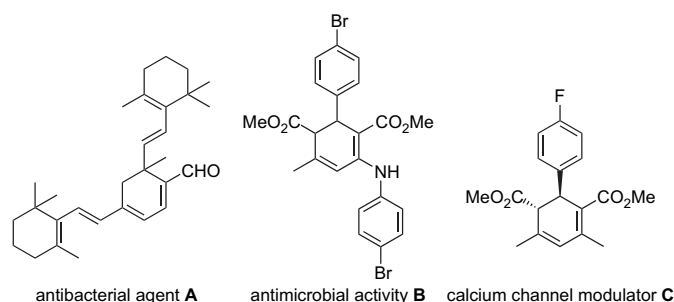
Cyclohexadienes are very important subunits in a number of biologically active compounds<sup>1</sup> such as antibacterially active agent **A**,<sup>1a</sup> antimicrobially active agent **B**,<sup>1c</sup> and calcium channel modulator **C**,<sup>1e</sup> as well as versatile intermediates<sup>2</sup> in organic synthesis (Fig. 1). Although several synthetic methods have been developed,<sup>3,2a</sup> a few are involved in the direct synthesis with high selectivity. Ylide reactions have been developed as one of the powerful approaches for the preparation of alkenes,<sup>4</sup> cyclopropanes,<sup>5</sup> epoxides,<sup>5a,d,6</sup> and aziridines<sup>5b,c,7</sup> due to its unambiguous positioning and good stereoselectivity. Allylic phosphorus ylides have been employed for the construction of cyclohexadiene derivatives via ylide-initiated Michael addition/olefination reaction,<sup>8</sup> however, low yields (<50%) were obtained in the reaction of the corresponding crotonate-derived ylide with  $\alpha,\beta$ -unsaturated

carbonyl compounds.<sup>8c</sup> The reactions of crotonate arsonium ylide with conjugate aldehydes were also documented but afforded a mixture of Wittig products and cyclohexadienes (Scheme 1).<sup>8a</sup>



**Scheme 1.** Condensation reaction of crotonate arsonium ylide with crotonal.

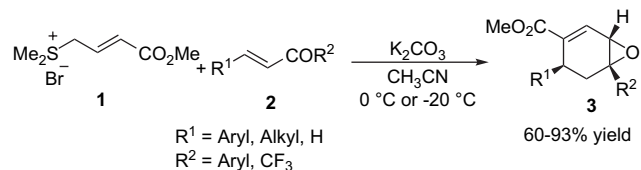
In a previous study on ylide chemistry,<sup>9</sup> we developed a tandem reaction of allylic sulfur ylides with  $\alpha,\beta$ -unsaturated ketones for the preparation of functionalized multisubstituted cyclohexadiene epoxides with multiple stereogenic centers (Scheme 2).<sup>10</sup> Very recently, we found that the extension of the sulfur ylide to the corresponding phosphorus ylide in the aforementioned reaction resulted in the formation of versatile cyclohexadienes in good to excellent yields with excellent chemoselectivities and regioselectivities, and the direct Wittig olefination products did not observed at all even when conjugate aldehydes were employed (Scheme 3). Compared with the reaction of the corresponding arsonium ylide,<sup>8a</sup> both the selectivities and the yields of cyclohexadienes have been improved greatly. This reaction proves to be useful in the synthesis of some biologically active molecules such as fungicide. In this paper, we wish to report these results in details.



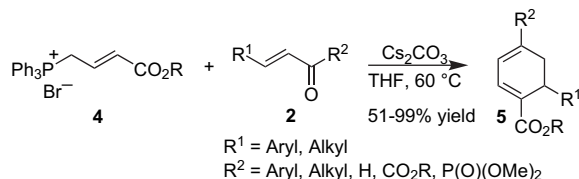
**Figure 1.** Examples of biologically active compounds containing cyclohexadiene.

\* Corresponding author. Tel.: +86 21 54925156; fax: +86 21 54925078.

E-mail address: [tangy@mail.sioc.ac.cn](mailto:tangy@mail.sioc.ac.cn) (Y. Tang).



**Scheme 2.** Tandem Michael addition/ylide epoxidation reaction for the synthesis of highly functionalized cyclohexadiene epoxide derivatives.



**Scheme 3.** Synthesis of highly functionalized cyclohexadiene derivatives.

## 2. Result and discussion

Initially, it was found that allylic phosphonium salt **4a**, after treatment with <sup>t</sup>BuOK for 45 min, reacted with chalcone **2a** affording cyclohexadiene **5a** as a single product in 78% yield (entry 1, Table 1). To optimize this tandem Michael addition/ylide olefination reaction, several reaction conditions were investigated using chalcone **2a** as a model substrate. As shown in Table 1, both the base and the reaction temperature influenced the yields. Compared with NaH, both <sup>t</sup>BuOK and Cs<sub>2</sub>CO<sub>3</sub> were better bases to promote the tandem reaction in THF (entries 2–4, Table 1). Elevating the reaction temperature from 25 to 60 °C increased the yield of **5a** from 84% to 96% (entries 3, 6–7, Table 1). One-pot addition of phosphonium salt **4a**, chalcone, and base resulted in an obvious decrease of the yield (entry 5, Table 1). Although this reaction could be performed in both toluene and acetonitrile, THF was optimal (entries 7–9, Table 1).

Encouraged by these results, the generality of this tandem reaction was examined by evaluating various  $\alpha,\beta$ -unsaturated carbonyl compounds under the optimal conditions. As shown in Table 2, both aryl and alkyl substituted  $\alpha,\beta$ -unsaturated ketones are good substrates to give the cyclohexadiene derivatives with excellent

**Table 1**  
Influence of reaction conditions on the tandem Michael addition/ylide olefination reaction<sup>a</sup>

Entry	Solvent	T (°C)	Base	Yield <sup>b</sup> (%)
1 <sup>c</sup>	THF	25	<sup>t</sup> BuOK	78
2	THF	25	<sup>t</sup> BuOK	83
3	THF	25	Cs <sub>2</sub> CO <sub>3</sub>	84
4	THF	25	NaH	26
5 <sup>d</sup>	THF	25	Cs <sub>2</sub> CO <sub>3</sub>	43
6	THF	50	Cs <sub>2</sub> CO <sub>3</sub>	89
7	THF	60	Cs <sub>2</sub> CO <sub>3</sub>	96
8	CH <sub>3</sub> CN	60	Cs <sub>2</sub> CO <sub>3</sub>	73
9	CH <sub>3</sub> C <sub>6</sub> H <sub>5</sub>	60	Cs <sub>2</sub> CO <sub>3</sub>	48

<sup>a</sup> Reagents and conditions: base (0.40 mmol), **4a** (144 mg, 0.33 mmol) in solvent (2.5 mL), room temperature, 45 min, then **2a** (52 mg, 0.25 mmol) in solvent (2.5 mL) was added and stirred for further 24–48 h at 25–60 °C.

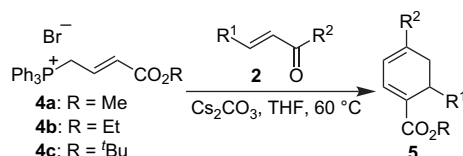
<sup>b</sup> Isolated yield.

<sup>c</sup> Base (1.2 equiv).

<sup>d</sup> One-pot addition of **4a**, Cs<sub>2</sub>CO<sub>3</sub>, and **2a**.

**Table 2**

Tandem Michael addition/ylide olefination reaction for the synthesis of highly functionalized cyclohexadiene derivatives<sup>a</sup>



Entry	2	R <sup>1</sup>	R <sup>2</sup>	5	Yield <sup>b</sup> (%)
1	<b>2a</b>	Ph	Ph	<b>5a</b>	96
2 <sup>c</sup>	<b>2a</b>	Ph	Ph	<b>5a'</b>	91
3	<b>2b</b>	4-Br-C <sub>6</sub> H <sub>4</sub>	Ph	<b>5b</b>	98
4	<b>2c</b>	4-OMe-C <sub>6</sub> H <sub>4</sub>	Ph	<b>5c</b>	89
5	<b>2d</b>	2-Br-C <sub>6</sub> H <sub>4</sub>	Ph	<b>5d</b>	93
6	<b>2e</b>	2-OMe-C <sub>6</sub> H <sub>4</sub>	Ph	<b>5e</b>	91
7	<b>2f</b>	4-CH <sub>3</sub> -C <sub>6</sub> H <sub>4</sub>	Ph	<b>5f</b>	96
8 <sup>d</sup>	<b>2g</b>	3,4-(OMe) <sub>2</sub> -C <sub>6</sub> H <sub>3</sub>	4-F-C <sub>6</sub> H <sub>4</sub>	<b>5g</b>	99
9	<b>2h</b>	Me	Me	<b>5h</b>	86
10	<b>2i</b>	Styryl	Ph	<b>5i</b>	71
11	<b>2j</b>	Ph	Styryl	<b>5j</b>	65
12	<b>2k</b>	Ph	Me	<b>5k</b>	72
13	<b>2l</b>	Ph	CO <sub>2</sub> Me	<b>5l</b>	99
14	<b>2m</b>	Me	CO <sub>2</sub> Et	<b>5m</b>	72
15	<b>2n</b>	Me	P(O)(OMe) <sub>2</sub>	<b>5n</b>	51
16 <sup>e,f</sup>	<b>2o</b>	Ph	H	<b>5o</b>	81
17 <sup>e</sup>	<b>2p</b>	Me	H	<b>5p</b>	76

<sup>a</sup> Reagents and conditions: Cs<sub>2</sub>CO<sub>3</sub> (130 mg, 0.40 mmol), **4a** (144 mg, 0.33 mmol) in THF (2.5 mL), room temperature, 45 min, then **2** (0.25 mmol) in THF (2.5 mL) was added and stirred for another 44–72 h at 60 °C.

<sup>b</sup> Isolated yield.

<sup>c</sup> Using phosphonium salt **4c**.

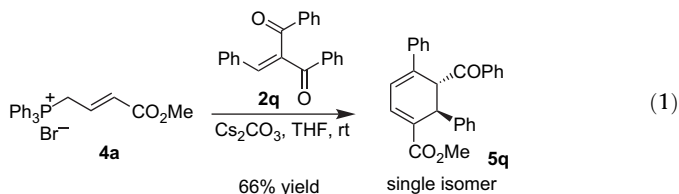
<sup>d</sup> Using phosphonium salt **4b**.

<sup>e</sup> At room temperature.

<sup>f</sup> Using 1.6 equiv <sup>t</sup>BuOK as a base.

chemoselectivities and regioselectivities in good to excellent yields (65–99%, entries 1–12, Table 2). Chalcones gave excellent results, and both electron-donating and electron-withdrawing groups on the aryl ring proved to be well-tolerated (entries 1–8, Table 2). (*E*)-Methyl-2-oxo-4-phenylbut-3-enoate **2l**, (*E*)-ethyl-2-oxopent-3-enoate **2m**, and but-2-enoyl-phosphonic acid dimethyl ester **2n** also gave the desired cyclohexadienes in good yields (entries 13–15, Table 2). It is worth noting that  $\alpha,\beta$ -unsaturated aldehydes **2o** and **2p** furnished the desired cyclohexadienes in good yields (entries 16–17, Table 2) and the direct Wittig olefination products were not observed. Thus, the current reaction provides a highly efficient method to construct the cyclohexadiene backbone with multi-functional groups in one step.

2-Benzylidene-1,3-diphenyl-propane-1,3-dione **2q** reacted with allylic phosphonium salt **4a** to furnish multisubstituted cyclohexadiene **5q** in 66% yield (Eq. 1). Noticeably, the diastereoselectivity of this reaction is excellent and only one diastereomer was observed.



The products were characterized by <sup>1</sup>H NMR, <sup>13</sup>C NMR, elemental analysis, and mass spectra. Products **5d** and **5q** were further confirmed by X-ray analysis (Fig. 2). The relative configuration of **5q** was determined by <sup>1</sup>H NMR as well as X-ray analysis, in which the substituted groups are located in trans-position.

This method proves to be very useful in organic synthesis.<sup>11,2a,b,d</sup> As shown in Scheme 4, for example, reduction of **5a** with DIBAL-H,

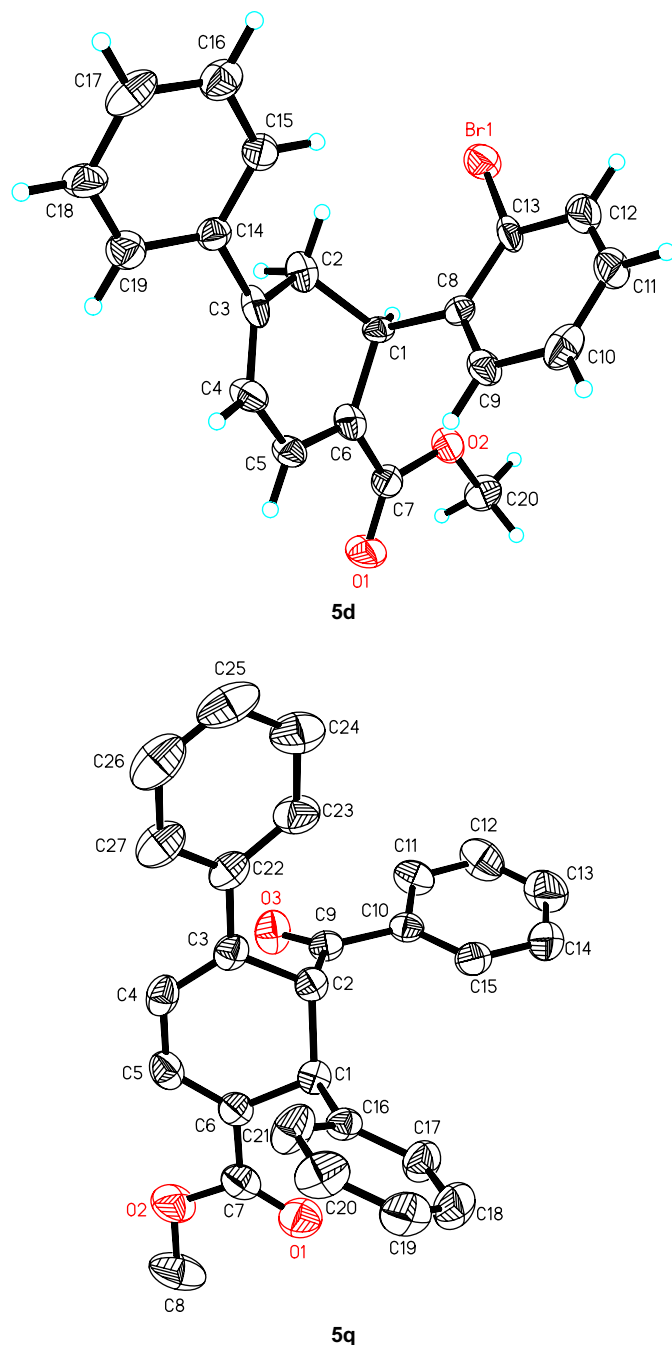
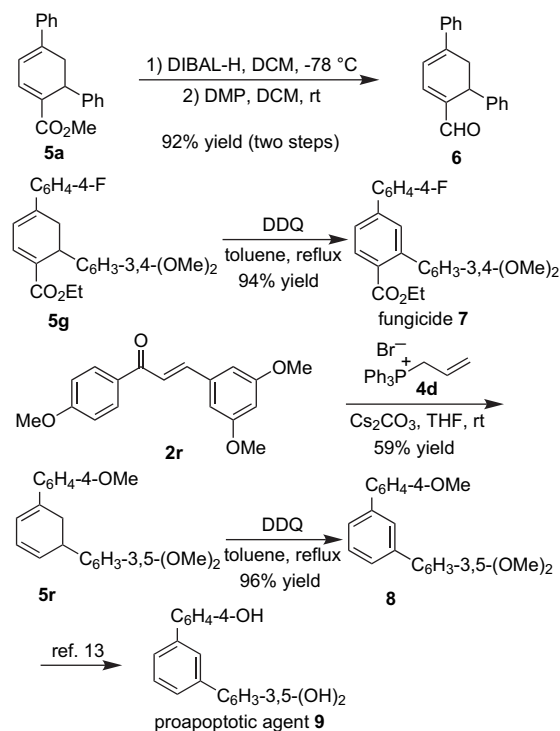


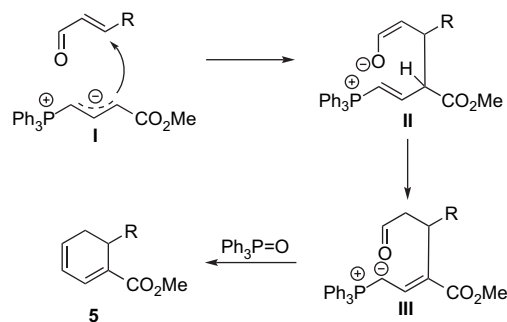
Figure 2. Molecular structure of compounds **5d** and **5q**.

followed by Dess–Martin oxidation, provided biologically active compound **6**<sup>1a</sup> in 92% yield. Oxidation of **5g** with dichlorodicyanoquinone (DDQ) afforded the fungicide **7**<sup>12</sup> in 94% yield. In addition, the reaction of allylic phosphonium salt **4d** with chalcone **2r** (THF, 1.6 equiv of Cs<sub>2</sub>CO<sub>3</sub>, rt; 59%), followed by DDQ oxidation (DDQ, toluene, 120 °C; 96%), afforded compound **8**, which could be easily transformed to proapoptotic agent **9** by demethylation with BBr<sub>3</sub>.<sup>13</sup>

The present reaction could be accounted by a proposed mechanism as shown in Scheme 5. Ylide **I**, generated in situ from the corresponding phosphonium salt **4a**, underwent an intermolecular Michael addition with  $\alpha,\beta$ -unsaturated ketones to form intermediate **II**. Proton transfer of intermediate **III**, followed by an intramolecular ylide olefination afforded the desired cyclohexadiene derivative **5**. A clear mechanism waits for further study.



Scheme 4. The applications of the tandem reaction in the synthesis of biologically active compounds.



Scheme 5. A possible mechanism.

### 3. Conclusion

In summary, we have developed a tandem Michael addition/ylide olefination reaction, providing an easy access to highly functionalized cyclohexadiene derivatives in good to excellent yields. The reaction displayed a good substrate scope and proceeded with excellent chemoselectivity and regioselectivity. The applications of this reaction in the synthesis of biologically active compounds **6**, **7**, and **9** have been achieved from readily available starting materials under mild conditions. Further investigations on its asymmetric version are in progress in our laboratory.

### 4. Experimental

#### 4.1. General

All reactions were carried out under N<sub>2</sub> unless otherwise noted. All solvents were purified according to standard methods prior to use. <sup>1</sup>H NMR and <sup>13</sup>C NMR spectra were recorded in chloroform-*d*<sub>3</sub> on a VARIAN Mercury 300.

## 4.2. Representative procedure for the synthesis of highly functionalized cyclohexadiene derivatives

### 4.2.1. Preparation of 4,6-diphenyl-cyclohexa-1,3-dienecarboxylic acid methyl ester **5a**

$\text{Cs}_2\text{CO}_3$  (130 mg, 0.40 mmol) was added to a solution of phosphonium salt **4a** (144 mg, 0.33 mmol) in THF (2.5 mL), and the resulting mixture was stirred at room temperature for 45 min. Chalcone **2a** (52 mg, 0.25 mmol) in THF (2.5 mL) was added and the reaction mixture was stirred at 60 °C for 48 h. After the reaction was complete (monitored by TLC), the reaction mixture was passed through a glass funnel with a thin layer of silica gel, and eluted with ethyl acetate. The filtrate was concentrated and the residue was purified by flash column chromatography to afford cyclohexadiene **5a** as white solid (mp 96–97 °C). Yield 70 mg (96%);  $^1\text{H}$  NMR (300 MHz,  $\text{CDCl}_3$ , TMS):  $\delta$  7.44–7.13 (m, 1H), 6.53 (dd,  $J=6.0$  and 3.0 Hz, 1H), 4.18 (dd,  $J=1.8$  and 9.9 Hz, 1H), 3.70 (s, 3H), 3.29–3.19 (m, 1H), 3.02 (dd,  $J=18$  and 2.7 Hz, 1H);  $^{13}\text{C}$  NMR (75 MHz,  $\text{CDCl}_3$ ):  $\delta$  167.4, 158.7, 142.6, 141.7, 139.7, 134.6, 128.5, 128.4, 128.3, 127.1, 126.6, 125.5, 119.7, 51.7, 36.8, 34.5. IR  $\nu/\text{cm}^{-1}$ : 2948 (m), 1705 (s), 1561 (m), 1493 (m), 1082 (m), 747 (m), 697; MS (EI,  $m/z$ , rel intensity): 290 ( $\text{M}^+$ , 77.4), 231 (100). Anal. calcd for  $\text{C}_{20}\text{H}_{18}\text{O}_2$ : C, 82.73; H, 6.25. Found: C, 82.83; H, 6.18.

### 4.2.2. 4,6-Diphenyl-cyclohexa-1,3-dienecarboxylic acid tert-butyl ester **5a'**

Yield 91% (colorless oil, 51 h);  $^1\text{H}$  NMR (300 MHz,  $\text{CDCl}_3$ , TMS):  $\delta$  7.42–7.39 (m, 2H), 7.33–7.15 (m, 9H), 6.51 (dd,  $J=6.0$  and 2.7 Hz, 1H), 4.12 (dd,  $J=2.1$  and 9.9 Hz, 1H), 3.27–3.17 (m, 1H), 2.99 (dd,  $J=17.7$  and 2.7 Hz, 1H), 1.40 (s, 9H);  $^{13}\text{C}$  NMR (75 MHz,  $\text{CDCl}_3$ ):  $\delta$  166.3, 143.3, 140.9, 139.9, 133.6, 130.6, 128.5, 128.3, 128.1, 127.1, 126.4, 125.5, 119.8, 80.3, 37.4, 34.6, 28.0. IR  $\nu/\text{cm}^{-1}$ : 2926 (m), 1700 (s), 1561 (m), 1494 (m), 1367 (m), 751 (m), 697 (m); MS (EI,  $m/z$ , rel intensity): 332 ( $\text{M}^+$ , 6.8), 230 (100). HRMS (EI) calcd for  $\text{C}_{23}\text{H}_{24}\text{O}_2$  ( $\text{M}^+$ ): 332.1776. Found: 332.1765.

### 4.2.3. 6-(4-Bromo-phenyl)-4-phenyl-cyclohexa-1,3-dienecarboxylic acid methyl ester **5b**

Yield 98% (a white solid, mp 141–142 °C, 57 h);  $^1\text{H}$  NMR (300 MHz,  $\text{CDCl}_3$ , TMS):  $\delta$  7.43–7.23 (m, 8H), 7.16 (d,  $J=8.4$  Hz, 2H), 6.52 (dd,  $J=6.0$  and 3.0 Hz, 1H), 4.12 (d,  $J=9.9$  Hz, 1H), 3.70 (s, 3H), 3.27–3.17 (m, 1H), 2.96 (dd,  $J=17.7$  and 1.8 Hz, 1H);  $^{13}\text{C}$  NMR (75 MHz,  $\text{CDCl}_3$ ):  $\delta$  167.2, 141.6 (0), 141.5 (8), 139.4, 134.8, 131.5, 128.9, 128.5 (3), 128.4 (7), 128.0, 125.5, 120.5, 119.6, 51.7, 36.4, 34.4. IR  $\nu/\text{cm}^{-1}$ : 2948 (m), 1705 (s), 1561 (m), 1485 (m), 1368 (m), 778 (m), 693 (m), 492 (m); MS (ESI, positive mode,  $m/z$ ): 425 ( $\text{M}+\text{MeOH}+\text{Na}^+$ ), 423 ( $\text{M}+\text{MeOH}+\text{Na}^+$ ), 393 ( $\text{M}+\text{Na}^+$ ), 391 ( $\text{M}+\text{Na}^+$ ), 371 ( $\text{M}+\text{H}^+$ ), 369 ( $\text{M}+\text{H}^+$ ). HRMS (EI) calcd for  $\text{C}_{20}\text{H}_{17}\text{O}_2\text{Br}$  ( $\text{M}^+$ ): 368.0412. Found: 368.0418.

### 4.2.4. 6-(4-Methoxy-phenyl)-4-phenyl-cyclohexa-1,3-dienecarboxylic acid methyl ester **5c**

Yield 89% (a yellow solid, mp 157–158 °C, 56 h);  $^1\text{H}$  NMR (300 MHz,  $\text{CDCl}_3$ , TMS):  $\delta$  7.43–7.19 (m, 8H), 6.75 (d,  $J=8.7$  Hz, 2H), 6.52 (dd,  $J=6.0$  and 3.0 Hz, 1H), 4.13 (d,  $J=9.6$  Hz, 1H), 3.73 (s, 3H), 3.71 (s, 3H), 3.27–3.17 (m, 1H), 2.99 (dd,  $J=17.4$  and 1.5 Hz, 1H);  $^{13}\text{C}$  NMR (75 MHz,  $\text{CDCl}_3$ ):  $\delta$  167.5, 158.3, 141.7, 139.8, 134.8, 134.3, 128.9, 128.5, 128.3, 128.1, 125.6, 119.6, 113.8, 55.1, 51.7, 36.1, 34.7. IR  $\nu/\text{cm}^{-1}$ : 2949 (m), 1709 (s), 1608 (m), 1560 (m), 1510 (m), 1435 (m), 1082 (m), 831 (m), 760 (m), 696 (m); MS (ESI, positive mode,  $m/z$ ): 375 ( $\text{M}+\text{MeOH}+\text{Na}^+$ ), 343 ( $\text{M}+\text{Na}^+$ ). Anal. calcd for  $\text{C}_{21}\text{H}_{20}\text{O}_3$ : C, 78.73; H, 6.29. Found: C, 78.80; H, 6.29.

### 4.2.5. 6-(2-Bromo-phenyl)-4-phenyl-cyclohexa-1,3-dienecarboxylic acid methyl ester **5d**

Yield 93% (a white solid, mp 143–144 °C, 66 h);  $^1\text{H}$  NMR (300 MHz,  $\text{CDCl}_3$ , TMS):  $\delta$  7.58–7.55 (m, 2H), 7.37–7.22 (m, 5H),

7.17–7.08 (m, 2H), 7.04–6.98 (m, 1H), 6.54 (dd,  $J=6.3$  and 3.0 Hz, 1H), 4.67 (dd,  $J=10.8$  and 1.8 Hz, 1H), 3.68 (s, 3H), 3.25–3.15 (m, 1H), 2.99 (dd,  $J=17.7$  and 2.1 Hz, 1H);  $^{13}\text{C}$  NMR (75 MHz,  $\text{CDCl}_3$ ):  $\delta$  167.1, 141.7, 140.0, 139.6, 136.0, 133.3, 128.5, 128.4, 128.3, 128.2, 127.6, 127.3, 125.5, 123.7, 119.5, 51.8, 35.9, 32.9. IR  $\nu/\text{cm}^{-1}$ : 2950 (m), 1707 (s), 1560 (m), 1435 (m), 1269 (m), 751 (m), 692 (m), 671 (m); MS (ESI, positive mode,  $m/z$ ): 425 ( $\text{M}+\text{MeOH}+\text{Na}^+$ ), 423 ( $\text{M}+\text{MeOH}+\text{Na}^+$ ), 393 ( $\text{M}+\text{Na}^+$ ), 391 ( $\text{M}+\text{Na}^+$ ), 371 ( $\text{M}+\text{H}^+$ ), 369 ( $\text{M}+\text{H}^+$ ). Anal. calcd for  $\text{C}_{20}\text{H}_{17}\text{O}_2\text{Br}$ : C, 65.05; H, 4.64. Found: C, 64.72; H, 4.69.

### 4.2.6. 6-(2-Methoxy-phenyl)-4-phenyl-cyclohexa-1,3-dienecarboxylic acid methyl ester **5e**

Yield 91% (a white solid, mp 161–162 °C, 68 h);  $^1\text{H}$  NMR (300 MHz,  $\text{CDCl}_3$ , TMS):  $\delta$  7.51 (d,  $J=5.7$  Hz, 1H), 7.36–7.21 (m, 5H), 7.13 (t,  $J=7.8$  Hz, 1H), 7.05 (d,  $J=7.8$  Hz, 1H), 6.85 (d,  $J=8.1$  Hz, 1H), 6.76 (t,  $J=7.5$  Hz, 1H), 6.50 (dd,  $J=5.7$  and 2.4 Hz, 1H), 4.66 (d,  $J=8.7$  Hz, 1H), 3.89 (s, 3H), 3.67 (s, 3H), 3.19–3.09 (m, 1H), 2.95 (dd,  $J=17.7$  and 1.2 Hz, 1H);  $^{13}\text{C}$  NMR (75 MHz,  $\text{CDCl}_3$ ):  $\delta$  167.4, 156.5, 142.2, 140.0, 135.7, 129.1, 128.3, 128.1, 127.9, 127.5 (0), 127.4 (6), 125.5, 120.1, 119.5, 110.7, 55.5, 51.6, 33.1, 29.7. IR  $\nu/\text{cm}^{-1}$ : 2950 (m), 1709 (s), 1565 (m), 1488 (m), 1433 (m), 1028 (m), 856 (m), 760 (m), 699 (m); MS (ESI, positive mode,  $m/z$ ): 375 ( $\text{M}+\text{MeOH}+\text{Na}^+$ ), 343 ( $\text{M}+\text{Na}^+$ ), 321 ( $\text{M}+\text{H}^+$ ). Anal. calcd for  $\text{C}_{21}\text{H}_{20}\text{O}_3$ : C, 78.73; H, 6.29. Found: C, 78.88; H, 6.29.

### 4.2.7. 4-Phenyl-6-p-tolyl-cyclohexa-1,3-dienecarboxylic acid methyl ester **5f**

Yield 96% (colorless oil, 66 h);  $^1\text{H}$  NMR (300 MHz,  $\text{CDCl}_3$ , TMS):  $\delta$  7.41–7.38 (m, 3H), 7.38–7.16 (m, 5H), 7.02 (d,  $J=8.1$  Hz, 2H), 6.53–6.50 (m, 1H), 4.15 (d,  $J=9.9$  Hz, 1H), 3.70 (s, 3H), 3.27–3.17 (m, 1H), 3.00 (dd,  $J=17.7$  and 1.5 Hz, 1H), 2.25 (s, 3H);  $^{13}\text{C}$  NMR (75 MHz,  $\text{CDCl}_3$ ):  $\delta$  167.4, 141.7, 139.7 (3), 139.6 (7), 136.1, 134.4, 129.1, 128.7, 128.4, 128.2, 127.0, 125.5, 119.6, 51.6, 36.5, 34.6, 20.9. IR  $\nu/\text{cm}^{-1}$ : 2948 (m), 1718 (s), 1688 (m), 1560 (m), 1434 (m), 1081 (m), 818 (m), 759 (m), 693 (m); MS (ESI, positive mode,  $m/z$ ): 359 ( $\text{M}+\text{MeOH}+\text{Na}^+$ ), 327 ( $\text{M}+\text{Na}^+$ ), 305 ( $\text{M}+\text{H}^+$ ). HRMS (EI) calcd for  $\text{C}_{21}\text{H}_{20}\text{O}_2$  ( $\text{M}^+$ ): 304.1463. Found: 304.1465.

### 4.2.8. 6-(3,4-Dimethoxy-phenyl)-4-(4-fluoro-phenyl)-cyclohexa-1,3-dienecarboxylic acid methyl ester **5g**

Yield 99% (pale yellow oil, 63 h);  $^1\text{H}$  NMR (300 MHz,  $\text{CDCl}_3$ , TMS):  $\delta$  7.40–7.35 (m, 3H), 7.02–6.78 (m, 4H), 6.70 (d,  $J=8.4$  Hz, 1H), 6.45 (dd,  $J=2.7$  and 6.0 Hz, 1H), 4.22–4.09 (m, 3H), 3.79 (s, 3H), 3.78 (s, 3H), 3.25–3.15 (m, 1H), 2.96 (dd,  $J=17$  and 1.8 Hz, 1H), 1.25 (t,  $J=7.2$  Hz, 3H);  $^{13}\text{C}$  NMR (75 MHz,  $\text{CDCl}_3$ ):  $\delta$  166.7, 148.5, 147.5, 140.5 (d,  $J=0.9$  Hz), 135.8 (d,  $J=3.5$  Hz), 135.3, 133.6, 129.0, 127.1 (d,  $J=7.5$  Hz), 119.1 (d,  $J=2.1$  Hz), 118.8, 115.4, 115.1, 110.8, 110.3, 60.3, 55.5 (0), 55.4 (8), 36.3, 34.6, 14.0. IR  $\nu/\text{cm}^{-1}$ : 2934 (m), 1700 (s), 1599 (m), 1561 (m), 1509 (m), 1464 (m), 1230 (m), 1028 (m), 830 (m), 771 (m); MS (EI,  $m/z$ , rel intensity): 382 ( $\text{M}^+$ , 100), 309 (92.9). HRMS (EI) calcd for  $\text{C}_{23}\text{H}_{23}\text{FO}_4$  ( $\text{M}^+$ ): 382.1580. Found: 382.1578.

### 4.2.9. 6-Methyl-4-phenyl-cyclohexa-1,3-dienecarboxylic acid methyl ester **5h**

Yield 86% (colorless oil, 44 h);  $^1\text{H}$  NMR (300 MHz,  $\text{CDCl}_3$ , TMS):  $\delta$  7.42 (d,  $J=7.2$  Hz, 2H), 7.31–7.17 (m, 3H), 7.05 (d,  $J=6.3$  Hz, 1H), 6.36 (dd,  $J=5.7$  and 2.7 Hz, 1H), 3.70 (s, 3H), 2.94–2.76 (m, 2H), 2.54 (d,  $J=17$  Hz, 1H), 0.95 (d,  $J=6.6$  Hz, 3H);  $^{13}\text{C}$  NMR (75 MHz,  $\text{CDCl}_3$ ):  $\delta$  167.6, 141.3, 140.3, 132.8, 131.5, 128.5, 128.1, 125.4, 119.0, 51.5, 33.3, 26.5, 17.7. IR  $\nu/\text{cm}^{-1}$ : 2954 (m), 1705 (s), 1560 (m), 1435 (m), 1089 (m), 753 (m), 693 (m); MS (ESI, positive mode,  $m/z$ ): 229 ( $\text{M}+\text{H}^+$ ). HRMS (EI) calcd for  $\text{C}_{15}\text{H}_{16}\text{O}_2$  ( $\text{M}^+$ ): 228.1150. Found: 228.1147.

### 4.2.10. 4-Phenyl-6-styryl-cyclohexa-1,3-dienecarboxylic acid methyl ester **5i**

Yield 71% (colorless oil, 60 h);  $^1\text{H}$  NMR (300 MHz,  $\text{CDCl}_3$ , TMS):  $\delta$  7.52 (d,  $J=6.9$  Hz, 2H), 7.39–7.13 (m, 9H), 6.52–6.44 (m, 2H), 6.23

(dd,  $J=15.9$  and  $7.5$  Hz, 1H), 3.78 (s, 3H), 3.71 (t,  $J=7.5$  Hz, 1H), 3.07–2.89 (m, 2H);  $^{13}\text{C}$  NMR (75 MHz,  $\text{CDCl}_3$ ):  $\delta$  167.3, 141.8, 139.7, 137.3, 133.9, 129.9, 128.7, 128.6, 128.4, 128.3, 127.8, 127.1, 126.2, 125.6, 119.5, 51.7, 34.8, 32.0. IR  $\nu/\text{cm}^{-1}$ : 2948 (m), 1705 (s), 1557 (m), 1434 (m), 1267 (m), 1085 (s), 757 (m), 693 (m); MS (ESI, positive mode,  $m/z$ ): 371 ( $\text{M}+\text{MeOH}+\text{Na}^+$ ), 339 ( $\text{M}+\text{Na}^+$ ), 317 ( $\text{M}+\text{H}^+$ ). HRMS (EI) calcd for  $\text{C}_{22}\text{H}_{20}\text{O}_2$  ( $\text{M}^+$ ): 316.1463. Found: 316.1458.

#### 4.2.11. 6-Phenyl-4-styryl-cyclohexa-1,3-dienecarboxylic acid methyl ester **5j**

Yield 65% (a white solid, mp 113–114 °C, 58 h);  $^1\text{H}$  NMR (300 MHz,  $\text{CDCl}_3$ , TMS):  $\delta$  7.43–7.12 (m, 11H), 6.89 (d,  $J=16.5$  Hz, 1H), 6.67 (d,  $J=16.2$  Hz, 1H), 6.24 (d,  $J=6.0$  Hz, 1H), 4.17 (t,  $J=5.7$  Hz, 1H), 3.70 (s, 3H), 2.97 (d,  $J=5.7$  Hz, 2H);  $^{13}\text{C}$  NMR (75 MHz,  $\text{CDCl}_3$ ):  $\delta$  167.3, 143.2, 140.4, 136.8, 134.5, 130.7, 129.6, 129.4, 128.9, 128.7, 128.4, 128.1, 127.1, 126.7, 124.1, 51.7, 36.7, 31.2. IR  $\nu/\text{cm}^{-1}$ : 2948 (m), 1704 (s), 1542 (m), 1434 (m), 1263 (m), 1074 (s), 750 (m), 697 (m); MS (ESI, positive mode,  $m/z$ ): 371 ( $\text{M}+\text{MeOH}+\text{Na}^+$ ), 339 ( $\text{M}+\text{Na}^+$ ), 317 ( $\text{M}+\text{H}^+$ ). HRMS (EI) calcd for  $\text{C}_{22}\text{H}_{20}\text{O}_2$  ( $\text{M}^+$ ): 316.1463. Found: 316.1465.

#### 4.2.12. 4-Methyl-6-phenyl-cyclohexa-1,3-dienecarboxylic acid methyl ester **5k**

Yield 72% (a white solid, mp 70–71 °C, 72 h);  $^1\text{H}$  NMR (300 MHz,  $\text{CDCl}_3$ , TMS):  $\delta$  7.26–7.17 (m, 6H), 5.92–5.90 (m, 1H), 4.00 (d,  $J=10.2$  Hz, 1H), 3.67 (s, 3H), 2.88 (dd,  $J=18.0$  and  $10.8$  Hz, 1H), 2.36 (d,  $J=18.0$  Hz, 1H), 1.79 (s, 3H);  $^{13}\text{C}$  NMR (75 MHz,  $\text{CDCl}_3$ ):  $\delta$  167.6, 143.5, 142.7, 134.9, 128.3, 127.0, 126.5 (1), 126.4 (6), 118.9, 51.5, 37.4, 36.7, 23.8. IR  $\nu/\text{cm}^{-1}$ : 2949 (m), 1709 (s), 1589 (s), 1435 (m), 1076 (m), 760 (m), 699 (m); MS (ESI, positive mode,  $m/z$ ): 283 ( $\text{M}+\text{MeOH}+\text{Na}^+$ ), 251 ( $\text{M}+\text{Na}^+$ ), 229 ( $\text{M}+\text{H}^+$ ). HRMS (EI) calcd for  $\text{C}_{15}\text{H}_{16}\text{O}_2$  ( $\text{M}^+$ ): 228.1150. Found: 228.1152.

#### 4.2.13. 5-Phenyl-cyclohexa-1,3-diene-1,4-dicarboxylic acid dimethyl ester **5l**

Yield 99% (a white solid, mp 77–78 °C, 46 h);  $^1\text{H}$  NMR (300 MHz,  $\text{CDCl}_3$ , TMS):  $\delta$  7.36 (d,  $J=6.3$  Hz, 1H), 7.27–7.16 (m, 6H), 4.17 (dd,  $J=9.9$  and  $2.4$  Hz, 1H), 3.72 (s, 3H), 3.71 (s, 3H), 3.08–2.87 (m, 2H);  $^{13}\text{C}$  NMR (75 MHz,  $\text{CDCl}_3$ ):  $\delta$  166.7, 166.6, 141.4, 134.5, 132.3, 131.2, 128.5, 127.1, 126.9, 52.0 (4), 51.9 (6), 36.5, 30.7. IR  $\nu/\text{cm}^{-1}$ : 2951 (m), 1712 (s), 1641 (m), 1435 (m), 1092 (m), 734 (m), 700 (m); MS (EI,  $m/z$ , rel intensity): 272 ( $\text{M}^+$ , 44.8), 213 (100). HRMS (EI) calcd for  $\text{C}_{16}\text{H}_{16}\text{O}_4$  ( $\text{M}^+$ ): 272.1049. Found: 272.1052.

#### 4.2.14. 5-Methyl-cyclohexa-1,3-diene-1,4-dicarboxylic acid 1-ethyl ester 4-methyl ester **5m**

Yield 72% (colorless oil, 54 h);  $^1\text{H}$  NMR (300 MHz,  $\text{CDCl}_3$ , TMS):  $\delta$  7.09–7.03 (m, 2H), 4.25 (q,  $J=7.2$  Hz, 2H), 3.78 (s, 3H), 3.01–2.90 (m, 1H), 2.71–2.50 (m, 2H), 1.33 (t,  $J=7.2$  Hz, 3H), 0.99 (d,  $J=7.2$  Hz, 3H);  $^{13}\text{C}$  NMR (75 MHz,  $\text{CDCl}_3$ ):  $\delta$  166.8 (7), 166.8 (5), 137.9, 131.4, 130.4, 60.8, 51.9, 29.2, 26.3, 17.8, 14.2. IR  $\nu/\text{cm}^{-1}$ : 2959 (m), 1709 (s), 1437 (m), 1259 (m), 1095 (m), 740 (m); MS (EI,  $m/z$ , rel intensity): 224 ( $\text{M}^+$ , 14.0), 91 (100). HRMS (EI) calcd for  $\text{C}_{12}\text{H}_{16}\text{O}_4$  ( $\text{M}^+$ ): 224.1049. Found: 224.1042.

#### 4.2.15. 4-(Dimethoxy-phosphoryl)-6-methyl-cyclohexa-1,3-dienecarboxylic acid methyl ester **5n**

Yield 51% (colorless oil, 52 h);  $^1\text{H}$  NMR (300 MHz,  $\text{CDCl}_3$ , TMS):  $\delta$  7.06–6.90 (m, 2H), 3.82 (s, 3H), 3.79 (d,  $J=6.0$  Hz, 3H), 3.75 (d,  $J=5.7$  Hz, 3H), 3.00–2.93 (m, 1H), 2.61–2.50 (m, 1H), 2.45–2.36 (m, 1H), 1.02 (d,  $J=6.9$  Hz, 3H);  $^{13}\text{C}$  NMR (75 MHz,  $\text{CDCl}_3$ ):  $\delta$  137.6 (d,  $J=4.0$  Hz), 135.1 (d,  $J=10.4$  Hz), 132.0 (d,  $J=11.3$  Hz), 129.5 (d,  $J=19.3$  Hz), 126.8, 52.5 (t,  $J=5.1$  Hz), 52.0 (d,  $J=0.9$  Hz), 29.8 (d,  $J=7.9$  Hz), 25.6 (d,  $J=8.3$  Hz), 17.3 (d,  $J=1.1$  Hz). IR  $\nu/\text{cm}^{-1}$ : 2956 (m), 1709 (s), 1438 (m), 1258 (m), 1054 (m), 827 (m); MS (ESI, positive mode,  $m/z$ ): 315 ( $\text{M}+\text{MeOH}+\text{Na}^+$ ), 283 ( $\text{M}+\text{Na}^+$ ), 261 ( $\text{M}+\text{H}^+$ ). HRMS (EI) calcd for  $\text{C}_{11}\text{H}_{17}\text{O}_5\text{P}$  ( $\text{M}^+$ ): 260.0814. Found: 260.0818.

#### 4.2.16. 6-Phenyl-cyclohexa-1,3-dienecarboxylic acid methyl ester **5o**

Yield 81% (colorless oil, 56 h);  $^1\text{H}$  NMR (300 MHz,  $\text{CDCl}_3$ , TMS):  $\delta$  7.29–7.17 (m, 6H), 6.18–6.12 (m, 1H), 6.02–5.96 (m, 1H), 4.01 (dd,  $J=10.5$  and  $1.2$  Hz, 1H), 3.68 (s, 3H), 2.95–2.83 (m, 1H), 2.61–2.52 (m, 1H);  $^{13}\text{C}$  NMR (75 MHz,  $\text{CDCl}_3$ ):  $\delta$  167.5, 142.6, 133.8, 131.7, 129.1, 128.3, 127.2, 126.6, 123.7, 51.7, 35.6, 32.1. IR  $\nu/\text{cm}^{-1}$ : 2950 (m), 1709 (s), 1575 (m), 1435 (m), 1092 (m), 699 (m); MS (EI,  $m/z$ , rel intensity): 214 ( $\text{M}^+$ , 13.8), 57 (100). HRMS (EI) calcd for  $\text{C}_{14}\text{H}_{14}\text{O}_2$  ( $\text{M}^+$ ): 214.0994. Found: 214.0992.

#### 4.2.17. 6-Methyl-cyclohexa-1,3-dienecarboxylic acid methyl ester **5p**<sup>8f</sup>

Yield 76% (colorless oil, 65 h);  $^1\text{H}$  NMR (300 MHz,  $\text{CDCl}_3$ , TMS):  $\delta$  6.98–6.96 (m, 1H), 6.03 (t,  $J=3.0$  Hz, 2H), 3.76 (s, 3H), 2.85–2.75 (m, 1H), 2.57–2.48 (m, 1H), 2.22–2.14 (m, 1H), 0.99 (d,  $J=7.2$  Hz, 3H);  $^{13}\text{C}$  NMR (75 MHz,  $\text{CDCl}_3$ ):  $\delta$  167.7, 132.2, 131.9, 131.6, 122.9, 51.5, 30.6, 25.2, 17.6.

#### 4.2.18. 5-Benzoyl-4,6-diphenyl-cyclohexa-1,3-dienecarboxylic acid methyl ester **5q**

Yield 66% (a white solid, mp 125–126 °C, 70 h);  $^1\text{H}$  NMR (300 MHz,  $\text{CDCl}_3$ , TMS):  $\delta$  8.07 (d,  $J=7.2$  Hz, 2H), 7.67–7.42 (m, 6H), 7.39–7.24 (m, 8H), 6.92 (d,  $J=6.0$  Hz, 1H), 4.95 (s, 1H), 4.38 (s, 1H), 3.63 (s, 3H);  $^{13}\text{C}$  NMR (75 MHz,  $\text{CDCl}_3$ ):  $\delta$  195.7, 166.6, 141.7, 139.2, 138.9, 134.5, 134.0, 133.5, 129.0, 128.9 (3), 128.9 (2), 128.6, 128.5, 127.5, 127.2, 127.1, 125.6, 123.0, 52.1, 51.7, 41.3. IR  $\nu/\text{cm}^{-1}$ : 2948 (m), 1707 (s), 1596 (m), 1436 (m), 1260 (m), 1082 (s), 751 (m), 697 (m); MS (ESI, positive mode,  $m/z$ ): 395 ( $\text{M}+\text{H}^+$ ). Anal. calcd for  $\text{C}_{27}\text{H}_{22}\text{O}_3$ : C, 82.21; H, 5.62. Found: C, 82.58; H, 5.59.

#### 4.2.19. 1,3-Dimethoxy-5-[5-(4-methoxy-phenyl)-cyclohexa-2,4-dienyl]-benzene **5r**

Yield 59% (a white solid, mp 74–75 °C, 31 h);  $^1\text{H}$  NMR (300 MHz,  $\text{CDCl}_3$ , TMS):  $\delta$  7.37 (d,  $J=9.0$  Hz, 2H), 6.85 (d,  $J=8.7$  Hz, 2H), 6.50 (d,  $J=2.4$  Hz, 2H), 6.35–6.28 (m, 2H), 6.22–6.16 (m, 1H), 5.85 (dd,  $J=9.6$  and  $3.3$  Hz, 1H), 3.79 (s, 3H), 3.77–3.65 (m, 7H), 2.92–2.69 (m, 2H);  $^{13}\text{C}$  NMR (75 MHz,  $\text{CDCl}_3$ ):  $\delta$  160.7, 158.9, 148.0, 135.3, 133.2, 128.5, 126.1, 125.5, 118.5, 113.7, 105.6, 98.2, 55.2, 41.4, 34.6. IR  $\nu/\text{cm}^{-1}$ : 2930 (m), 1606 (s), 1512 (m), 1460 (m), 1154 (m), 1065 (m), 831 (m), 750 (m); MS (EI,  $m/z$ , rel intensity): 322 ( $\text{M}^+$ , 100), 171 (53.8). Anal. calcd for  $\text{C}_{21}\text{H}_{22}\text{O}_3$ : C, 78.23; H, 6.88. Found: C, 78.20; H, 6.94.

### 4.3. Representative procedure for the synthesis of 4,6-diphenyl-cyclohexa-1,3-dienecarbaldehyde **6**

#### 4.3.1. Preparation of 4,6-diphenyl-cyclohexa-1,3-dienecarbaldehyde **6**

DIBAL-H (1.0 M in toluene, 1.5 mL, 1.5 mmol) was added dropwise to a solution of **5a** (145 mg, 0.50 mmol) in dry dichloromethane (2 mL) at  $-78$  °C. After 1 h, the reaction mixture was warmed to  $0$  °C and quenched with 5 mL of Rochelle's salt solution. The mixture was stirred vigorously for 2 h, the layers were separated, and the aqueous layer was extracted with dichloromethane ( $2 \times 10$  mL). The organic layers were dried with sodium sulfate and concentrated to give the crude alcohol, which was used directly in the next step.

In a flame-dried round bottom flask, a solution of the obtained crude alcohol was dissolved in dichloromethane (5 mL). Dess–Martin periodinane (DMP) (254 mg, 0.60 mmol) was added to the solution directly and the solution was then allowed to stir at ambient temperature for 10 min. The solution was filtered through Celite 545 and then concentrated in vacuo. The residue was subjected to column chromatography to provide **6**<sup>1a</sup> as pale yellow liquid. Yield 119 mg (92%);  $^1\text{H}$  NMR (300 MHz,  $\text{CDCl}_3$ , TMS):  $\delta$  9.58 (s, 1H), 7.45 (dd,  $J=8.1$  and  $1.8$  Hz, 2H), 7.36–7.05 (m, 9H), 6.63 (dd,



$J=6.0$  and  $2.4$  Hz, 1H), 4.22 (dd,  $J=9.0$  and  $2.1$  Hz, 1H), 3.24–3.05 (m, 2H);  $^{13}\text{C}$  NMR (75 MHz,  $\text{CDCl}_3$ ):  $\delta$  192.0, 145.3, 143.4, 142.3, 139.2, 138.3, 128.9, 128.6, 128.4, 127.0, 126.7, 125.7, 119.7, 34.2, 33.9. IR  $\nu/\text{cm}^{-1}$ : 2811 (m), 1667 (s), 1553 (m), 1493 (m), 1172 (m), 758 (m), 698 (m); MS (EI,  $m/z$ , rel intensity): 260 ( $\text{M}^+$ , 100), 231 (72.1).

#### 4.4. Representative procedure for the DDQ oxidation

##### 4.4.1. Preparation of fungicide 7

DDQ (70 mg, 0.31 mmol) was added to a mixed solution of **5g** (96 mg, 0.25 mmol) in toluene (11 mL) and the resulting mixture was stirred at  $120^\circ\text{C}$  for 35 h. After the reaction was complete (monitored by TLC), the reaction mixture was passed through a glass funnel with a thin layer of silica gel, and eluted with ethyl acetate. The filtrate was concentrated and the residue was purified by flash column chromatography to afford **7**<sup>12</sup> as pale yellow oil. Yield 94%;  $^1\text{H}$  NMR (300 MHz,  $\text{CDCl}_3$ , TMS):  $\delta$  7.87 (d,  $J=7.5$  Hz, 1H), 7.62–7.55 (m, 4H), 7.15 (t,  $J=8.4$  Hz, 2H), 6.92–6.89 (m, 3H), 4.14 (q,  $J=7.2$  Hz, 2H), 3.93 (s, 3H), 3.89 (s, 3H), 1.08 (t,  $J=7.2$  Hz, 3H);  $^{13}\text{C}$  NMR (75 MHz,  $\text{CDCl}_3$ ):  $\delta$  168.6, 148.4 (d,  $J=2.1$  Hz), 142.7 (d,  $J=7.7$  Hz), 135.9 (d,  $J=3.2$  Hz), 134.0, 130.3, 130.0, 129.1, 128.9, 128.8, 128.7, 125.3, 120.6, 115.9, 115.6, 111.7, 110.7, 60.9, 55.8 (2), 55.7 (9), 13.8. IR  $\nu/\text{cm}^{-1}$ : 2936 (m), 1709 (s), 1604 (m), 1508 (m), 1028 (m), 830 (m); MS (EI,  $m/z$ , rel intensity): 380 ( $\text{M}^+$ , 100), 220 (12.5).

##### 4.4.2. Preparation of compound 8<sup>13</sup>

Yield 96% (pale yellow oil, 17 h);  $^1\text{H}$  NMR (300 MHz,  $\text{CDCl}_3$ , TMS):  $\delta$  7.66 (d,  $J=1.2$  Hz, 1H), 7.65–7.39 (m, 4H), 7.16–7.06 (m, 1H), 6.90 (d,  $J=9.0$  Hz, 2H), 6.69 (d,  $J=2.1$  Hz, 2H), 6.39 (t,  $J=2.4$  Hz, 1H), 3.75 (s, 9H);  $^{13}\text{C}$  NMR (75 MHz,  $\text{CDCl}_3$ ):  $\delta$  161.0, 143.5, 141.7, 141.3, 133.5, 129.1, 129.0, 128.2, 126.0, 125.7, 125.5, 114.2, 105.5, 99.3, 55.4, 55.3. IR  $\nu/\text{cm}^{-1}$ : 2960 (m), 1594 (s), 1517 (m), 1461 (m), 1247 (m), 1155 (m), 1038 (m), 794 (m), 695 (m), 574 (m); MS (EI,  $m/z$ , rel intensity): 320 ( $\text{M}^+$ , 100), 305 (10.5).

#### Acknowledgements

We are grateful for the financial support from the Natural Sciences Foundation of China, the Major State Basic Research Development Program (Grant No. 2006CB806105), the Chinese Academy of Sciences, and the Science and Technology Commission of Shanghai Municipality.

#### Supplementary data

Supplementary data associated with this article can be found in the online version, at doi:10.1016/j.tet.2008.06.048.

#### References and notes

- (a) Watanabe, C. M. H.; Bench, B. J. U.S. Patent 2007232813, 2007; *Chem. Abstr.* **2007**, 147, 427217; (b) Barf, T.; Hammer, K.; Luthman, M.; Lehmann, F.; Ringom, R. WO 2004063156, 2004; *Chem. Abstr.* **2004**, 141, 157124; (c) Gein, V. L.; Gein, N. V.; Voronina, E. V.; Kriven'ko, A. P. *J. Pharm. Chem.* **2002**, 36, 131; (d) Mimoun, H.; Giersch, W. K. EP 955290, 1999; *Chem. Abstr.* **1999**, 131, 337203; (e) Urbahns, K.; Mauler, F. DE 19612645, 1997; *Chem. Abstr.* **1997**, 127, 307213; (f) Morgan, A. R.; Selman, S. H. U.S. Patent 5563262, 1996; *Chem. Abstr.* **1996**, 125, 300695; (g) Urbahns, K.; Heine, H.-G.; Junge, B.; Schohe-Loop, R.; Wollweber, H.; Sommermeyer, H.; Glaser, T.; Wittka, R.; De Vry, J.-M.-V. EP 698597, 1996; *Chem. Abstr.* **1996**, 124, 342867.
- (a) Hong, B.-C.; Wu, M.-F.; Tseng, H.-C.; Huang, G.-F.; Su, C.-F.; Liao, J.-H. *J. Org. Chem.* **2007**, 72, 8459; (b) Vosburg, D. A.; Weiler, S.; Sorensen, E. J. *Angew. Chem., Int. Ed.* **1999**, 38, 971; (c) Maurinsh, Y.; Schraml, J.; Winter, H. D.; Blaton, N.; Peeters, O.; Lescrinier, E.; Rozenski, J.; Aerschot, A. V.; Clercq, E. D.; Busson, R.; Herdewijn, P. *J. Org. Chem.* **1997**, 62, 2861; (d) Davies, S. G.; Bhaley, G. *Tetrahedron: Asymmetry* **1996**, 7, 1595; (e) Urones, J. G.; Marcos, I. S.; Basabe, P.; Diez, D.; Garrido, N. M. *Phytochemistry* **1994**, 35, 713.
- (a) Hong, B.-C.; Wu, M.-F.; Tseng, H.-C.; Liao, J.-H. *Org. Lett.* **2006**, 8, 2217; (b) Newman, L. M.; Garcia, H.; Hudlicky, T.; Selifonov, S. A. *Tetrahedron* **2004**, 60, 729; (c) Stratakis, M.; Stavroulakis, M.; Sofikiti, N. *J. Phys. Org. Chem.* **2003**, 16, 16; (d) Xi, Z.; Li, Z.; Umeda, C.; Guan, H.; Li, P.; Kotora, M.; Takahashi, T. *Tetrahedron* **2002**, 58, 1107; (e) Saito, S.; Sone, T.; Murase, M.; Yamamoto, H. *J. Am. Chem. Soc.* **2000**, 122, 10216; (f) Climent, M.-J.; Miranda, M. A.; Roth, H. D. *Eur. J. Org. Chem.* **2000**, 8, 1563.
- For reviews, please see: (a) Kolodiazny, O. I. *Phosphorus Ylides: Chemistry and Application in Organic Synthesis*; Wiley-VCH: New York, NY, 1999; (b) Maryanoff, B. E.; Reitz, A. B. *Chem. Rev.* **1989**, 89, 863; Selected recent examples, see: (c) Robiette, R.; Richardson, J.; Aggarwal, V. K.; Harvey, J. N. *J. Am. Chem. Soc.* **2006**, 128, 2394; (d) Robiette, R.; Richardson, J.; Aggarwal, V. K.; Harvey, J. N. *J. Am. Chem. Soc.* **2005**, 127, 13468; (e) Aggarwal, V. K.; Fulton, J. R.; Sheldon, C. G.; de Vincente, J. *J. Am. Chem. Soc.* **2003**, 125, 6034.
- For reviews, please see: (a) Ye, S.; Tang, Y.; Sun, X.-L. *Synlett* **2005**, 2720; (b) Lebel, H.; Marcoux, J.-F.; Charette, A. B. *Chem. Rev.* **2003**, 103, 977; (c) Dai, L.-X.; Hou, X.-L.; Zhou, Y.-G. *Pure Appl. Chem.* **1999**, 71, 369; (d) Li, A.-H.; Dai, L.-X.; Aggarwal, V. K. *Chem. Rev.* **1997**, 97, 2641; Selected recent examples, see: (e) Johansson, C. C.; Bremeyer, N.; Ley, S. V.; Owen, D. R.; Smith, S. C.; Gaunt, M. J. *Angew. Chem., Int. Ed.* **2006**, 45, 6024; (f) Aggarwal, V. K.; Grange, E. *Chem. Eur. J.* **2006**, 12, 568; (g) Kunz, R. K.; Macmillan, D. W. C. *J. Am. Chem. Soc.* **2005**, 127, 3240; (h) Papageorgiou, C. D.; Cubillo de Dios, M. A.; Ley, S. V.; Gaunt, M. J. *Angew. Chem., Int. Ed.* **2004**, 43, 4641; (i) Bremeyer, N.; Smith, S. C.; Gaunt, M. J. *Angew. Chem., Int. Ed.* **2004**, 43, 2681; (j) Papageorgiou, C. D.; Ley, S. V.; Gaunt, M. J. *Angew. Chem., Int. Ed.* **2003**, 42, 828.
- For reviews, see: (a) Aggarwal, V. K.; Winn, C. L. *Acc. Chem. Res.* **2004**, 37, 611; Selected recent examples, see: (b) Forbes, D. C.; Amin, S. R.; Bean, C. J.; Standen, M. C. *J. Org. Chem.* **2006**, 71, 8287; (c) Davoust, M.; Brière, J.-F.; Jaffrès, P.-A.; Metzner, P. *J. Org. Chem.* **2005**, 70, 4166; (d) Aggarwal, V. K.; Bae, I.; Lee, H.-Y.; Richardson, J.; Williams, D. T. *Angew. Chem., Int. Ed.* **2003**, 42, 3274; (e) Aggarwal, V. K.; Alonso, E.; Bae, I.; Hynd, G.; Lydon, K. M.; Palmer, M. J.; Patel, M.; Porcelloni, M.; Richardson, J.; Stenson, R. A.; Studley, J. R.; Vasse, J.-L.; Winn, C. L. *J. Am. Chem. Soc.* **2003**, 125, 10926; (f) Li, K.; Deng, X.-M.; Tang, Y. *Chem. Commun.* **2003**, 2074; (g) Li, K.; Huang, Z. Z.; Tang, Y. *Tetrahedron Lett.* **2003**, 44, 4137.
- For recent examples, see: (a) Morton, D.; Pearson, D.; David, F.; Field, R. A.; Stockman, R. A. *Chem. Commun.* **2006**, 1833; (b) Zheng, J.-C.; Liao, W.-W.; Sun, X.-X.; Sun, X.-L.; Tang, Y.; Dai, L.-X.; Deng, J.-G. *Org. Lett.* **2005**, 7, 5789; (c) Morton, D.; Pearson, D.; Field, R. A.; Stockman, R. A. *Org. Lett.* **2004**, 6, 2377; (d) Liao, W.-W.; Deng, X.-M.; Tang, Y. *Chem. Commun.* **2004**, 1516; (e) Aggarwal, V. K.; Vasse, J.-L. *Org. Lett.* **2003**, 5, 3987.
- (a) Moorhoff, C. M. *Synlett* **1997**, 126; (b) Yadav, J. S.; Srinivas, D. *Tetrahedron Lett.* **1997**, 38, 7789; (c) Croce, P. D.; Rosa, C. L. *J. Chem. Soc., Perkin Trans. 1* **1996**, 2541; (d) Bennani, Y. L.; Boehm, M. F. *J. Org. Chem.* **1995**, 60, 1195; (e) Padwa, A.; Brodsky, L. *J. Org. Chem.* **1974**, 39, 1318; (f) Dauben, W. G.; Ipaktschi, J. *J. Am. Chem. Soc.* **1973**, 95, 5088; (g) Bohlmann, F.; Zdero, C. *Chem. Ber.* **1973**, 106, 3779; (h) Howe, R. K. *J. Am. Chem. Soc.* **1971**, 93, 3457.
- (a) Ye, L.-W.; Sun, X.-L.; Wang, Q.-G.; Tang, Y. *Angew. Chem., Int. Ed.* **2007**, 46, 5951; (b) Li, C.-Y.; Wang, X.-B.; Sun, X.-L.; Tang, Y.; Zheng, J.-C.; Xu, Z.-H.; Zhou, Y.-G.; Dai, L.-X. *J. Am. Chem. Soc.* **2007**, 129, 1494; (c) Ye, L.-W.; Sun, X.-L.; Li, C.-Y.; Tang, Y. *J. Org. Chem.* **2007**, 72, 1335; (d) Deng, X.-M.; Cai, P.; Ye, S.; Sun, X.-L.; Liao, W.-W.; Li, K.; Tang, Y.; Wu, Y.-D.; Dai, L.-X. *J. Am. Chem. Soc.* **2006**, 128, 9730; (e) Ye, L.-W.; Sun, X.-L.; Zhu, C.-Y.; Tang, Y. *Org. Lett.* **2006**, 8, 3853; (f) Zheng, J.-C.; Liao, W.-W.; Tang, Y.; Sun, X.-L.; Dai, L.-X. *J. Am. Chem. Soc.* **2005**, 127, 12222; (g) Liao, W.-W.; Li, K.; Tang, Y. *J. Am. Chem. Soc.* **2003**, 125, 13030; (h) Ye, S.; Huang, Z.-Z.; Xia, C.-A.; Tang, Y.; Dai, L.-X. *J. Am. Chem. Soc.* **2002**, 124, 2432.
- Wang, Q.-G.; Deng, X.-M.; Zhu, B.-H.; Ye, L.-W.; Sun, X.-L.; Li, C.-Y.; Zhu, C.-Y.; Shen, Q.; Tang, Y. *J. Am. Chem. Soc.* **2008**, 130, 5408.
- Urones, J. G.; Garrido, N. M.; Diez, X. D.; Dominguez, S. H.; Davies, S. G. *Tetrahedron: Asymmetry* **1997**, 8, 2683.
- Pepin, R.; Schmitz, C.; Lacroix, G. B.; Dellis, P.; Veyrat, C. BR 8904477, 1990; *Chem. Abstr.* **1991**, 114, 96801.
- Roberti, M.; Pizzirani, D.; Recanatini, M.; Simoni, D.; Grimaudo, S.; Cristina, A. D.; Abbadessa, V.; Gebbia, N.; Tolomeo, M. *J. Med. Chem.* **2006**, 49, 3012.