

Synthesis of Anthracene-Stacked
Oligomers and Polymer

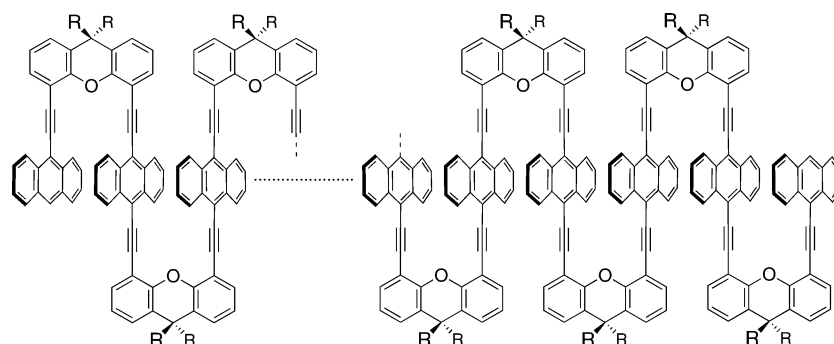
Yasuhiro Morisaki,* Toshiyuki Sawamura, Takuya Murakami, and Yoshiki Chujo*

Department of Polymer Chemistry, Graduate School of Engineering, Kyoto University,
Katsura, Nishikyo-ku, Kyoto 615-8510, Japan

ymo@chujo.synchem.kyoto-u.ac.jp; chujo@chujo.synchem.kyoto-u.ac.jp

Received May 16, 2010

ABSTRACT



Anthracene-stacked oligomers and a polymer were synthesized using a xanthene skeleton as the scaffold, and their structures and properties were fully characterized. Intramolecular π - π stacking of the anthracene rings in the ground state and excited state was observed.

Currently, construction of oriented and π -stacked structures is one of the topics in the field of synthetic polymer chemistry. Cofacially oriented π -electron systems are of importance in the fields of materials chemistry and biochemistry. This importance can be explained with the help of a few examples. The performance of organic optoelectronic devices strongly depends on the arrangement of the constituent π -electron systems. DNA has face-to-face base pairs stacked in double-stranded main chains. Recently, novel π -stacked polymers such as poly(dibenzofulvene)s,¹ 7,7-diarylnorbornane-containing polymers,² side-chain conjugated polymers,³ cyclophane-containing through-space conjugated polymers,^{4–7} and face-to-face ferrocene polymers⁸ have been synthesized, and their optical and electrochemical

properties have been studied. In addition, xanthene-^{9,10} and anthracene-based polymers¹¹ consisting of layered π -electron systems and polymeric ladderphanes¹² consisting of oriented π -electron systems have also been prepared. These polymers have potential applications in optoelectronic devices and

(1) (a) Nakano, T. *Polym. J.* **2010**, *42*, 103–123. (b) Nakano, T.; Takewaki, K.; Yade, T.; Okamoto, Y. *J. Am. Chem. Soc.* **2001**, *123*, 9182–9183. (c) Nakano, T.; Yade, T. *J. Am. Chem. Soc.* **2003**, *125*, 15474–15484.

(2) (a) Garc, A.; Osío Barcina, J.; de Fresno Cerezo, A.; Schlüter, A.-D.; Frahn, J. *Adv. Mater.* **1999**, *11*, 27–31. (b) Osío Barcina, J.; Colorado Heras, M. R.; Mba, M.; Gómez Aspe, R.; Herrero-García, N. *J. Org. Chem.* **2009**, *74*, 7148–7156.

(3) Jenekhe, S.; Alam, M. M.; Zhu, Y.; Jiang, S.; Shevade, A. V. *Adv. Mater.* **2007**, *19*, 536–542.

(4) (a) Mizogami, S.; Yoshimura, S. *J. Chem. Soc., Chem. Commun.* **1985**, 427–428. (b) Mizogami, S.; Yoshimura, S. *J. Chem. Soc., Chem. Commun.* **1985**, 1736–1737.

(5) (a) Morisaki, Y.; Chujo, Y. *Angew. Chem., Int. Ed.* **2006**, *45*, 6430–6437. (b) Morisaki, Y.; Chujo, Y. *Prog. Polym. Sci.* **2008**, *33*, 346–364. (c) Morisaki, Y.; Chujo, Y. *Bull. Chem. Soc. Jpn.* **2009**, *82*, 1070–1082.

(6) (a) Guyard, L.; Audebert, P. *Electrochem. Commun.* **2001**, *3*, 164–167. (b) Guyard, L.; Audebert, P.; Dolbier, W. R., Jr.; Duan, J.-X. *J. Electroanal. Chem.* **2002**, *537*, 189–193.

(7) (a) Salhi, F.; Lee, B.; Metz, C.; Bottomley, L. A.; Collard, D. M. *Org. Lett.* **2002**, *4*, 3195–3198. (b) Salhi, F.; Collard, D. M. *Adv. Mater.* **2003**, *15*, 81–85.

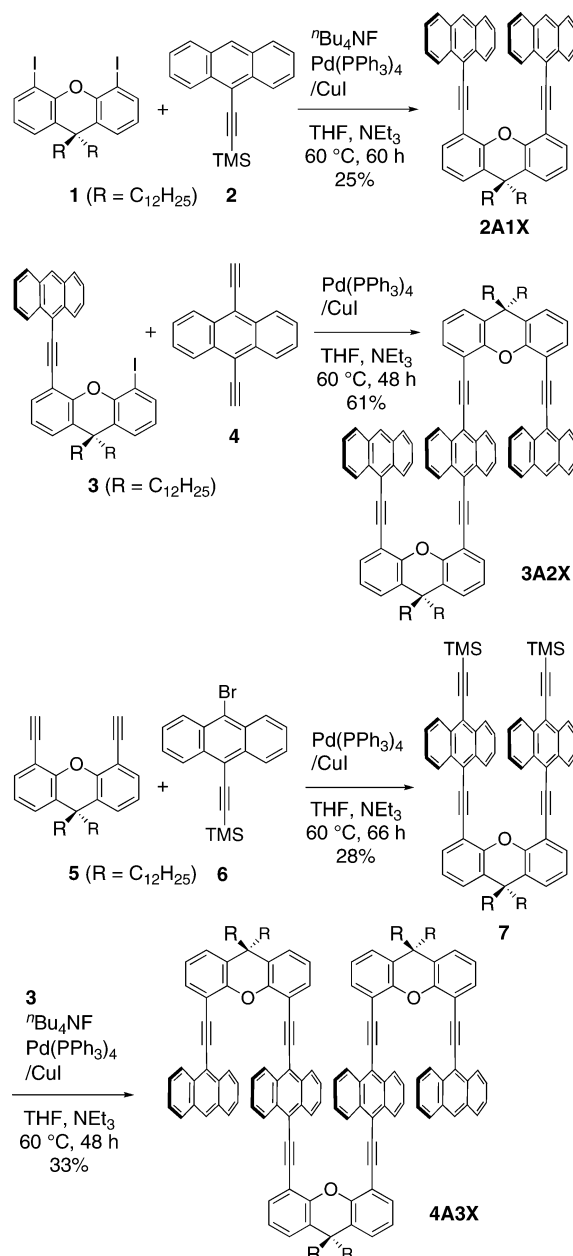
(8) (a) Nugent, H. M.; Rosenblum, M.; Klemarczyk, P. *J. Am. Chem. Soc.* **1993**, *115*, 3848–3849. (b) Rosenblum, M.; Nugent, H. M.; Jang, K.-S.; Labes, M. M.; Cahalane, W.; Klemarczyk, P.; Reiff, W. M. *Macromolecules* **1995**, *28*, 6330–6342. (c) Hudson, R. D. A.; Foxman, B. M.; Rosenblum, M. *Organometallics* **1999**, *18*, 4098–4106.

(9) (a) Morisaki, Y.; Chujo, Y. *Tetrahedron Lett.* **2005**, *46*, 2533–2537. (b) Morisaki, Y.; Murakami, T.; Chujo, Y. *Macromolecules* **2008**, *41*, 5960–5963. (c) Morisaki, Y.; Murakami, T.; Sawamura, T.; Chujo, Y. *Macromolecules* **2009**, *42*, 3656–3660.

single-molecular devices such as single molecular wires. In addition to these polymers, well-defined aromatic-system-layered oligomers such as anthracene-based trimeric and pentameric porphyrin arrays have been synthesized.¹³ We recently synthesized aromatic-ring-layered polymers by using xanthene compounds as scaffolds.^{9,10,14} Among them, [2.2]paracyclophane-layered polymers⁹ exhibited a photo-excited energy transfer from the layered [2.2]paracyclophanes to the end-capping groups. However, effective π – π stacking among the layered [2.2]paracyclophanes was not observed in the ground state. This is because of the relatively long distance between the 4- and 5-positions of the xanthene skeleton. Thus, our next target was to construct layered and π -stacked aromatic units in proximity in the polymer backbone. In this study, we selected anthracene as the layered aromatic unit and xanthene as the scaffold. Anthracenes are expected to be facing each other in the polymer chain due to their restricted rotary motion on xanthene and to exhibit π – π interactions both in the ground state and in the excited state. Herein, we report the synthesis, characterization, and optical properties of a system of anthracene-stacked oligomers and a polymer.

We synthesized anthracene-stacked oligomers **2A1X**, **3A2X**, and **4A3X** containing two, three, and four face-to-face anthracenes, respectively. These oligomers were synthesized by the Sonogashira–Hagihara coupling reaction,¹⁵ as outlined in Scheme 1. The two-anthracene-stacked compound **2A1X** was obtained in 25% isolated yield by the reaction of 9,9-didodecyl-4,5-diiodoxanthene (**1**)^{10a,c} with 9-(trimethylsilyl)ethynylantracene (**2**) in the presence of ⁿBu₄NF. The treatment of a 9-ethynylantracene-substituted compound (**3**) with 9,10-diethynylantracene (**4**) gave the three-anthracene-stacked oligomer **3A2X** in 61% yield. The reaction of 9,9-didodecyl-4,5-diethynylxanthene (**5**) with 9-bromo-10-(trimethylsilyl)ethynylantracene (**6**) gave another two-anthracene-stacked compound (**7**) in 28% yield; then, the successive reaction of **7** with **3** in the presence of ⁿBu₄NF afforded the corresponding four-anthracene-stacked oligomer **4A3X** in 33% yield.

Scheme 1. Synthesis of Anthracene-Stacked Oligomers



(10) (a) Morisaki, Y.; Imoto, H.; Miyake, J.; Chujo, Y. *Macromol. Rapid Commun.* **2009**, *30*, 1094–1100. (b) Morisaki, Y.; Fernandes, J. A.; Wada, N.; Chujo, Y. *J. Polym. Sci., Part A: Polym. Chem.* **2009**, *47*, 4279–4288. (c) Morisaki, Y.; Fernandes, J. A.; Chujo, Y. *Macromol. Rapid Commun.* **2009**, *30*, 2107–2111.

(11) Sangvikar, Y.; Fischer, K.; Schmidt, M.; Schlüter, A. D.; Sakamoto, J. *Org. Lett.* **2009**, *11*, 4112–4115.

(12) Chou, C.-M.; Lee, S.-L.; Chen, C.-H.; Biju, A. T.; Wang, H. W.; Wu, Y. L.; Zhang, G.-F.; Yang, K.-W.; Lim, T.-S.; Huang, M.-J.; Tsai, P.-Y.; Lin, K.-C.; Huang, S.-L.; Chen, C.-h.; Luh, T.-Y. *J. Am. Chem. Soc.* **2009**, *131*, 12579–12585.

(13) Tanabe, N.; Osuka, A.; Maruyama, K. *J. Am. Chem. Soc.* **1991**, *112*, 3054–3059.

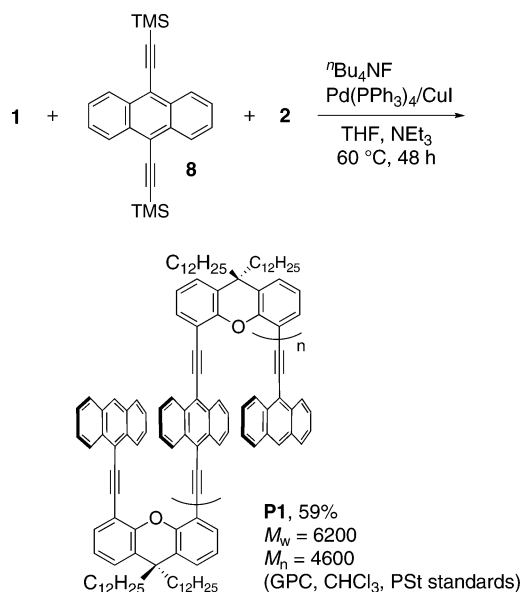
(14) Cofacial aromatic ring systems based on xanthene were reported. Recent examples on cofacial perylene-3,4,9,10-bis(dicarboximide)s are as follows: (a) Giaimo, J. M.; Lockard, J. V.; Sinks, L. E.; Scott, A. M.; Wilson, T. M.; Wasielewski, M. R. *J. Phys. Chem. A* **2008**, *112*, 2322–2330. (b) Veldman, d.; Chopin, S. M. A.; Meskers, S. C. J.; Groeneveld, M. M.; Williams, R. M.; Janssen, R. A. J. *J. Phys. Chem. A* **2008**, *112*, 5846–5857. (c) Yoo, H.; Yang, J.; Yousef, A.; Wasielewski, M. R.; Kim, D. *J. Am. Chem. Soc.* **2010**, *132*, 3939–3944.

(15) Sonogashira, K. In *Handbook of Organopalladium Chemistry for Organic Synthesis*; Negishi, E., Ed.; Wiley-VCH: New York, 2002; pp 493–529.

The synthesis of anthracene-stacked polymer **P1** is shown in Scheme 2. Monomers **1**, **8**, and **2** were polymerized by the Pd(PPh₃)₄/CuI catalytic system in the presence of ⁿBu₄NF to yield the corresponding **P1** in 59% yield after repeated reprecipitation from CHCl₃/MeOH. The two dodecyl groups at the 9-position of xanthene contribute to the solubility of the oligomers and polymer in common organic solvents such as CHCl₃, CH₂Cl₂, toluene, and THF. The number-average molecular weight (*M_n*) and weight-average molecular weight (*M_w*) of **P1** were calculated to be 4600 and 6200, respectively, by gel permeation chromatography (GPC) with polystyrene standards (eluent CHCl₃).

The structures of oligomers, polymer, and related compounds were characterized by ¹H and ¹³C NMR spectroscopy

Scheme 2. Synthesis of Anthracene-Stacked Polymer



(Figures S1–S21 in Supporting Information). ^1H NMR spectra of **2A1X**, **3A2X**, **4A3X**, and **P1** are summarized in Figure S21. The chemical shifts of anthracene protons were in higher magnetic field than those of common anthracene compounds.¹⁶ Such a chemical shift to a shielding region is attributed to the ring current shielding effect among neighboring anthracene rings. Such an effect is observed in the ^1H NMR spectra of a series of 1,8-anthrylene-ethynylene cyclic tetramers¹⁷ as well as [2.2]anthracenophanes.¹⁸ In the ^1H NMR spectrum of **2A1X**, signals of the anthracene units appeared at 6.9 ppm, whereas those of the inner anthracene ring in **3A2X** appeared at around 6.5 ppm, as shown in Figure S21. An additional shift was observed in the ^1H NMR spectra of **4A3X** and **P1**, and the signals appeared at around 6.3 ppm and 6 ppm (Figure S21), respectively. Thus, with an increasing number of stacked anthracenes, the signals of anthracene protons gradually shifted to the higher magnetic field due to the buttressing effect of the anthracene rings.

In order to gain further insight into their π -stacked structure, we designed and synthesized compound **10**, which has two ferrocenes and an inner anthracene, using two 9,9-dimethylxanthene units as the scaffold, as shown in Figure 1. Ferrocenes and 9,9-dimethylxanthenes were employed for the purpose of enhancing the crystallinity of the compound. Figure 1 also depicts the X-ray structure of **10**. The top view of the ORTEP drawing clearly shows that the cyclopentadienyl rings of the two ferrocenes and the anthracene ring

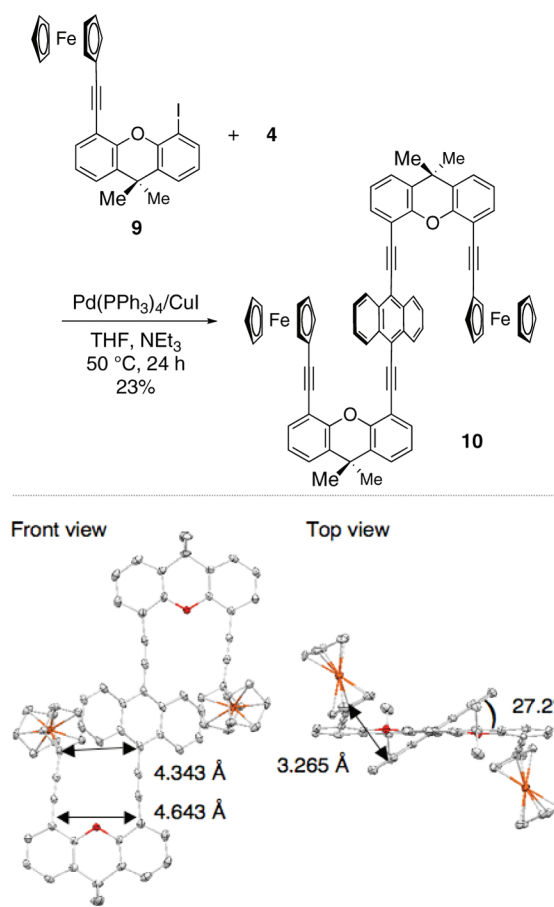


Figure 1. Synthesis and X-ray structure of model compound **10**. Hydrogen atoms are omitted for clarity.

are twisted and have a face-to-face structure. The dihedral angles of the stacked aromatic rings and xanthene scaffolds are 27.2° . The distance between the 4- and 5-positions of xanthene is 4.643 Å, whereas the shortest distance between the intramolecular face-to-face aromatic rings is 3.265 Å. This distance is smaller than the sum of the van der Waals radius of an sp^2 carbon (3.40 Å), suggesting the presence of π - π interactions among the two ferrocenes and the anthracene. Thus, the restricted rotation of anthracenes in the polymer can be expected, leading to their π -stacked structure.

UV–vis absorption spectra and fluorescence spectra of **2A1X**, **3A2X**, **4A3X**, **P1**, and compound **11** in diluted CHCl_3 solutions are shown in Figure 2. The molar extinction coefficient of a strong absorption peak at around 250 nm and a broad absorption band at around 400 nm for **2A1X**, **3A2X**, and **4A3X** increased with the number of anthracene rings. The absorption spectra of **2A1X**, **3A2X**, **4A3X**, and **P1** were blue-shifted in comparison with that of **11**, which is derived from the less coplanarity between anthracene and xanthene in the oligomers and polymer. According to the studies on the conformation of 9,10-bis(phenylethynyl)anthracene,¹⁹ the absorption spectrum of **11** exhibits free rotation of anthracene, whereas those of oligomers and polymer show the contribution of the anthracene-twisted structures. Upon normalization of the molar extinction

(16) In the ^1H NMR spectrum of compound **11** (vide supra), signals of the anthracene protons are observed at δ 7.06 and 8.82 ppm (Figure S19 in Supporting Information).

(17) (a) Toyota, S.; Goichhi, M.; Kotani, M. *Angew. Chem., Int. Ed.* **2004**, *43*, 2248–2251. (b) Toyota, S.; Goichi, M.; Kotani, M.; Takezaki, M. *Bull. Chem. Soc. Jpn.* **2005**, *78*, 2214–2227. (c) Toyota, S.; Suzuki, S.; Goichi, M. *Chem.–Eur. J.* **2006**, *12*, 2482–2487.

(18) (a) Toyoda, T.; Otsubo, I.; Otsubo, T.; Sakata, Y.; Misumi, S. *Tetrahedron Lett.* **1972**, 1731–1734. (b) Iwama, A.; Toyoda, T.; Otsubo, T.; Misumi, S. *Tetrahedron Lett.* **1973**, 1725–1728.

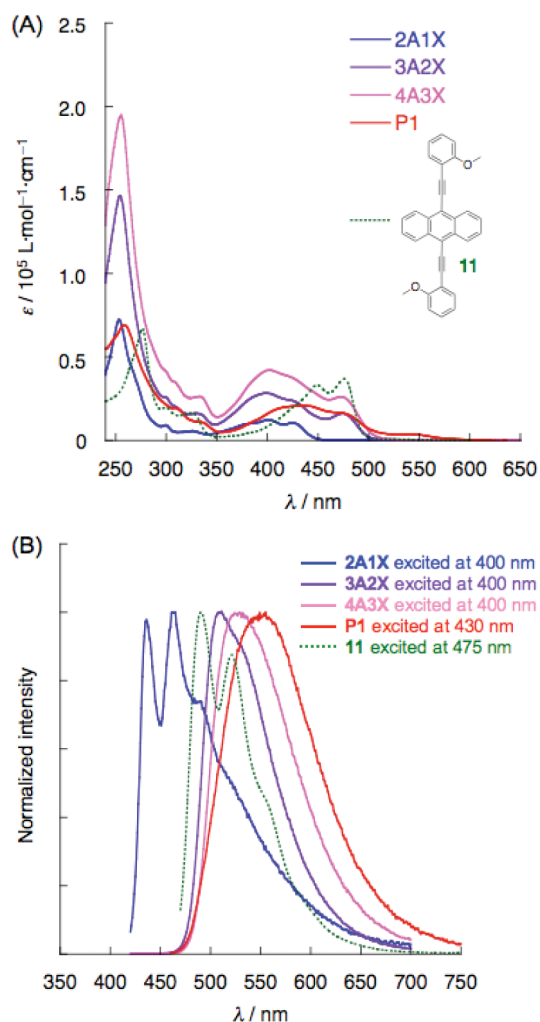


Figure 2. (A) UV-vis absorption and (B) fluorescence spectra of **2A1X**, **3A2X**, **4A3X**, **P1**, and **11** in CHCl_3 ($1.0 \times 10^{-5} \text{ M}$).

coefficients of the oligomers and polymer with the number of anthracene rings, the coefficients were found to be smaller than that of **11** due to the intramolecular π -stacked structure of the anthracene units in the ground state.

Fluorescence spectra in CHCl_3 ($1.0 \times 10^{-5} \text{ M}$)²⁰ revealed that **2A1X** exhibited an emission peak at around 450 nm with a clear vibrational structure similar to that of **11**. Excimer emission was not observed from **2A1X** despite the face-to-face orientation of the two anthracenes. In contrast, the emission peaks of **3A2X**, **4A3X**, and **P1** were broad and

featureless, and they appeared in the longer-wavelength region. Fluorescence lifetime measurement of **P1** was performed (Figure S27 in Supporting Information), and it was found that the emission comprised two components. A biexponential fit of the decay afforded short and long decay components with lifetimes (τ) of 4.9 and 34.8 ns, respectively. In consideration of a previously reported observation that the fluorescence lifetime of anthracene in solution is approximately 5 ns,²¹ the longer lifetime ($\tau = 34.8 \text{ ns}$) of **P1** suggests excimer formation in the polymer chain. Thus, **P1** as well as **3A2X** and **4A3X** emit mainly from the excimer state because of the buttressing effect of the anthracene rings. These phenomena are attributed to the intramolecular π -stacked structure of the anthracene units in the excited state.

As a preliminary experiment, the present system was applied to a single molecular wire. As shown in the Scheme S1 in Supporting Information, anthracene-stacked polymer **P2** end-capped with ferrocenes as a fluorescence quencher was synthesized. In diluted CHCl_3 solution ($1.0 \times 10^{-6} \text{ M}$),²⁰ photoexcited energy or electron was intramolecularly transferred to both terminals, and the photoluminescence of anthracenes was effectively quenched (Figure S28 in Supporting Information).

In conclusion, anthracene-stacked oligomers and a polymer were synthesized using a xanthene skeleton as the scaffold, and their structures and properties were fully characterized. NMR, UV-vis absorption spectroscopy, and X-ray crystallography revealed that π - π interactions were present in the anthracene layer in the ground state. The π -stacked structure induced intramolecular excimer formation of the anthracene rings. Thus, we succeeded in the construction of a π -stacked structure using a xanthene scaffold. This class of polymers consisting of stacked aromatic rings has potential application to the single molecular wires, which was demonstrated experimentally in the polymer with quencher units at the polymer chain ends. We are currently extending our research to the design and synthesis of π -stacked oligomers and polymers, which transfer energy or electrons in one direction.

Acknowledgment. This work was supported by Grant-in-Aid for Young Scientists (A) (No. 21685012) from the Ministry of Education, Culture, Sports, Science and Technology, Japan.

Supporting Information Available: Experimental details and an X-ray crystallographic files in CIF format. This material is available free of charge via the Internet at <http://pubs.acs.org>.

OL1011295

(19) (a) Levitus, M.; Garcia-Garibay, M. A. *J. Phys. Chem. A* **2000**, *104*, 8632–8637. (b) Levitus, M.; Schmieder, K.; Ricks, H.; Shibizu, K. D.; Bunz, U. H. F.; Garcia-Garibay, M. A. *J. Am. Chem. Soc.* **2001**, *123*, 4259–4265.

(20) The concentration, 1.0×10^{-5} or $1.0 \times 10^{-6} \text{ M}$, is sufficiently low and the intermolecular interactions can be ignored; see Figures S23–S26 in Supporting Information.

(21) (a) Ware, W. R.; Lewis, C. J. *J. Chem. Phys.* **1972**, *57*, 3546–3557. (b) Rayer, D. M.; McKinnon, A. E.; Szabo, A. G.; Hackett, P. A. *Can. J. Chem.* **1976**, *54*, 3246–3259.