

Stereoselective Additions of Thiyl Radicals to Terminal Ynamides

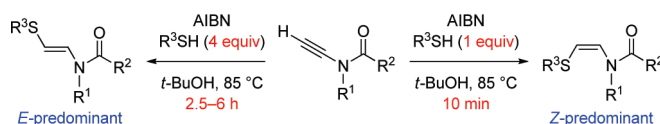
Biplab Banerjee, Dmitry N. Litvinov, Junghoon Kang, Jennifer D. Bettale, and Steven L. Castle*

*Department of Chemistry and Biochemistry, Brigham Young University,
Provo, Utah 84602*

scastle@chem.byu.edu

Received April 15, 2010

ABSTRACT



Two complementary sets of conditions for radical additions of thiols to terminal ynamides are described. The use of 1 equiv of thiol affords the *cis*- β -thioenamide adducts in rapid fashion (10 min) and good dr, whereas employing excess thiol and longer reaction times favors the *trans* products.

Ynamides are a class of compounds that have gained prominence in recent years.¹ They are electron-rich alkynes,² although their nucleophilicity can be tuned by varying the nature of the *N*-acyl group. Malacria has demonstrated the utility of ynamides as radical acceptors.^{3,4} We reasoned that they should react readily with thiyl radicals, which are electrophilic in nature.⁵ A recent report by Yorimitsu and Oshima detailing radical additions of arenethiols to internal tosylynamides⁶ lent support to this hypothesis.

The addition of a thiyl radical to an ynamide produces a β -thioenamide. This moiety is present in unusual cyclic peptides such as thioviridamide⁷ (Figure 1) and the lantibiotics.⁸ Inspired

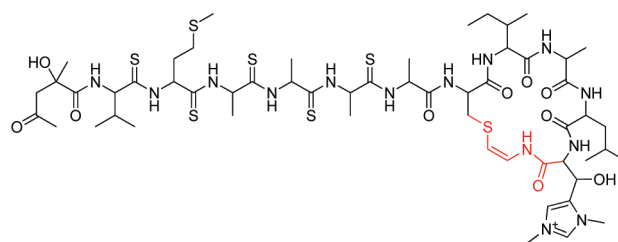


Figure 1. Thioviridamide (β -thioenamide highlighted in red).

by the striking architecture of these natural products, we investigated additions of thiyl radicals to terminal ynamides. Herein, we report the initial results of our study, which demonstrate that both *cis*- and *trans*- β -thioenamides can be obtained selectively by simply varying the reaction conditions.

(1) (a) Zificsak, C. A.; Mulder, J. A.; Hsung, R. P.; Rameshkumar, C.; Wei, L.-L. *Tetrahedron* **2001**, 57, 7575. (b) Mulder, J. A.; Kurtz, K. C. M.; Hsung, R. P. *Synlett* **2003**, 1379. (c) Evano, G.; Coste, A.; Jouvin, K. *Angew. Chem., Int. Ed.* **2010**, 49, 2840.

(2) (a) Mulder, J. A.; Hsung, R. P.; Frederick, M. O.; Tracey, M. R.; Zificsak, C. A. *Org. Lett.* **2002**, *4*, 1383. (b) Al-Rashid, Z. F.; Hsung, R. P. *Org. Lett.* **2008**, *10*, 661.

(3) (a) Marion, F.; Courillon, C.; Malacria, M. *Org. Lett.* **2003**, *5*, 5095.
(b) Marion, F.; Coulomb, J.; Servais, A.; Courillon, C.; Fensterbank, L.; Malacria, M. *Tetrahedron* **2006**, *62*, 3856.

(4) For allenamides as radical acceptors, see: (a) Shen, L.; Hsung, R. P. *Org. Lett.* **2005**, *7*, 775. For *N*-acylcyanamides as radical acceptors, see: (b) Servais, A.; Azzouz, M.; Lopes, D.; Courillon, C.; Malacria, M. *Angew. Chem., Int. Ed.* **2007**, *46*, 576. (c) Beaume, A.; Courillon, C.; Derat, E.; Malacria, M. *Chem.—Eur. J.* **2008**, *14*, 1238. (d) Larraufie, M.-H.; Ollivier, C.; Fensterbank, L.; Malacria, M.; Lacôte, E. *Angew. Chem., Int. Ed.* **2010**, *49*, 2178. (e) Larraufie, M.-H.; Courillon, C.; Ollivier, C.; Lacôte, E.; Malacria, M.; Fensterbank, L. *J. Am. Chem. Soc.* **2010**, *132*, 4381.

(5) (a) Ito, O.; Matsuda, M. *J. Am. Chem. Soc.* **1979**, *101*, 5732. (b) Ito, O.; Fleming, M. D. *C. M. J. Chem. Soc., Perkin Trans. 2* **1989**, 689.

(6) Sato, A.; Yorimitsu, H.; Oshima, K. *Synlett* **2009**, 28.

(7) (a) Hayakawa, Y.; Sasaki, K.; Adachi, H.; Furihata, K.; Nagai, K.; Shin-ya, K. *J. Antibiot.* **2006**, 59, 1. (b) Hayakawa, Y.; Sasaki, K.; Nagai, K.; Shin-ya, K.; Furihata, K. *J. Antibiot.* **2006**, 59, 6.

(8) (a) Chatterjee, C.; Paul, M.; Xie, L.; van der Donk, W. A. *Chem. Rev.* **2005**, *105*, 633. (b) van der Donk, W. A. *J. Org. Chem.* **2006**, *71*, 9561.

The proposed reaction is shown in Figure 2. Regioselective addition of a thiyl radical to the terminal carbon of ynamide

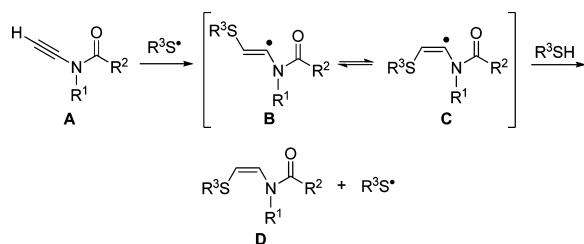


Figure 2. Proposed radical addition.

A would provide vinyl radicals **B** and/or **C**. These intermediates would rapidly equilibrate, and hydrogen atom abstraction from the thiol by the less hindered radical **C**, according to the precedent of Montecchi and co-workers,⁹ should afford *cis*-β-thioenamide **D** as the kinetic product. In contrast, known methods of β-thioenamide construction based on imine acylation¹⁰ or Pummerer rearrangement¹¹ chemistry deliver predominantly the *trans* isomers. We also recognized that the presence of excess thiol in the reaction mixture would permit isomerization of **D** to the thermodynamically more stable *trans* isomer via a radical addition–β-thiyl radical elimination pathway.¹² Accordingly, we pursued a stereoselective synthesis of both *cis*- and *trans*-β-thioenamides by seeking two complementary sets of reaction conditions.

We began by studying the additions of commercially available thiols to simple ynamides. Our results are collected in Table 1. Addition of excess *n*-butyl thiol (4 equiv) to

contrast, employing 1 equiv of thiol and 0.5 equiv of AIBN led to **Z-3a** in good yield (76%, 1:11 *E/Z*) after only 10 min. Similar trends were observed with thiophenol, although greater quantities of the *E* isomer were obtained under both sets of conditions. When the radical addition of *tert*-butyl thiol to **1** was performed under the *Z*-selective conditions, no reaction was observed. Subjection of this bulky thiol to the typically *E*-selective conditions afforded a sluggish reaction, and a modest yield (41%) of **Z-3c** was obtained after 6 h. Longer reaction times led to decomposition, and *E-3c* was never observed. There are two possible mechanisms for the formation of *E*-β-thioenamides: hydrogen atom abstraction from the thiol by vinyl radical isomer **B** (see Figure 2) and addition–elimination of thiyl radical to *Z*-adduct **D**. Both of these processes would be slowed significantly by the use of bulky thiols.

Thiyl radical additions to cyclic carbamate-derived ynamide **2**¹⁵ showed similar trends to reactions involving acyclic ynamide **1**. However, the stereoselectivities of most reactions with this acceptor were attenuated, and slightly higher amounts of the minor isomers were produced under both *E*- and *Z*-selective conditions. For example, addition of *tert*-butyl thiol to **2** under the conditions that produced **Z-3c** exclusively (4 equiv of thiol, 2 equiv of AIBN, 6 h) provided a small amount of *E-4c* (1:5.2 *E/Z*). Importantly, *E*- and *Z*-β-thioenamides **3** and **4** were stable to SiO₂ and separable via chromatography in all cases. The acyclic β-thioenamides **3** exhibited line broadening of the enamide signals in both the ¹H and ¹³C NMR spectra, suggesting that the adducts exist in solution as a pair of slowly interconverting conformational isomers. In contrast, the corresponding signals in the spectra of cyclic adducts **4** were sharp.

The protocol developed by Yorimitsu and Oshima for radical additions of arene thiols to internal ynamides utilizes low-temperature initiation (Et₃B, −78 °C).⁶ We wondered if the selectivity for the kinetic products **Z-3** and **Z-4** would improve under these conditions. Surprisingly, when the addition of thiophenol to terminal ynamide **2** was conducted in this manner, *decreased* selectivity for **Z-4b** was observed (Scheme 1, eq 1; compare to 1:5.1 *E/Z*, Table 1). The reasons for this result are unclear but may be related to the difference in solvent (CH₂Cl₂ vs *t*-BuOH) or to the fact that Et₃B is a Lewis acid as well as a radical initiator.

In the reactions described above, the *Z* adduct predominates under kinetically controlled conditions (1 equiv of thiol, short reaction times), whereas the *E* adduct emerges under thermodynamically controlled conditions (excess thiol, long

Table 1. Additions of Simple Thiols to Ynamides **1** and **2**

RSH (equiv)	AIBN (equiv)	time	product	% yield ^a (<i>E/Z</i>) ^b
<i>n</i> -BuSH (4)	2	3 h	3a	72 (15:1)
<i>n</i> -BuSH (1)	0.5	10 min	3a	76 (1:11)
PhSH (4)	2	5 h	3b	97 (33:1)
PhSH (1)	0.5	10 min	3b	33 (1:4.3)
<i>t</i> -BuSH (4)	2	6 h	3c	41 (<i>Z</i> only) ^c
<i>n</i> -BuSH (4)	2	3 h	4a	73 (8.4:1)
<i>n</i> -BuSH (1)	0.5	10 min	4a	72 (1:6.0)
PhSH (4)	2	5 h	4b	73 (8.5:1)
PhSH (1)	0.5	10 min	4b	74 (1:5.1)
<i>t</i> -BuSH (4)	2	6 h	4c	72 (1:5.2)

^a Isolated yield of the major isomer. ^b Determined via ¹H NMR of the crude reaction mixture. ^c The *E* isomer was not detected.

acyclic amide-derived ynamide **1**¹³ in refluxing *t*-BuOH with AIBN as initiator¹⁴ afforded β-thioenamide *E-3a* as the major product of a separable mixture (72%, 15:1 *E/Z*) after 3 h. In

(9) (a) Benati, L.; Montecchi, P. C.; Spagnolo, P. *J. Chem. Soc., Perkin Trans. 1* **1991**, 2103. (b) Melandri, D.; Montecchi, P. C.; Navacchia, M. L. *Tetrahedron* **1999**, 55, 12227.

(10) Ishibashi, H.; Kameoka, C.; Iriyama, H.; Kodama, K.; Sato, T.; Ikeda, M. *J. Org. Chem.* **1995**, 60, 1276.

(11) (a) Magnus, P.; Sear, N. L.; Kim, C. S.; Vicker, N. *J. Org. Chem.* **1992**, 57, 70. (b) Ishibashi, H.; Inomata, M.; Ohba, M.; Ikeda, M. *Tetrahedron Lett.* **1999**, 40, 1149. (c) Ishibashi, H.; Kato, I.; Takeda, Y.; Kogure, M.; Tamura, O. *Chem. Commun.* **2000**, 1527.

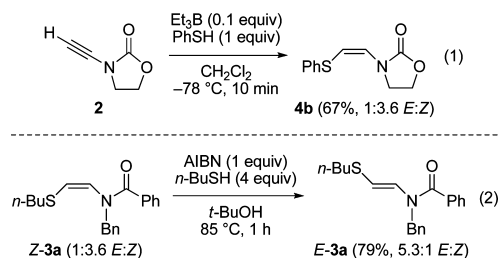
(12) Chatgililoglu, C.; Ferreri, C. *Acc. Chem. Res.* **2005**, 38, 441.

(13) Witulski, B.; Stengel, T. *Angew. Chem. Int. Ed.* **1998**, 37, 489.

(14) Majumdar, K. C.; Maji, P. K.; Ray, K.; Debnath, P. *Tetrahedron Lett.* **2007**, 48, 9124.

(15) Hamada, T.; Ye, X.; Stahl, S. S. *J. Am. Chem. Soc.* **2008**, 130, 833.

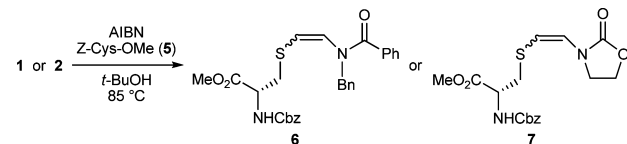
Scheme 1



reaction times). To confirm our suspicions that the *Z* adducts isomerize to the more stable *E* adducts under the thermodynamic conditions, we exposed enriched **Z-3a** to the radical addition conditions (Scheme 1, eq 2). As anticipated, we obtained a sample enriched in the *E* isomer in good yield.

Having established the viability of radical additions of simple thiols to ynamides **1** and **2**, we wished to examine the use of a thiol that would be more relevant to the construction of peptide-based β -thioenamides. Thus, we employed *N*-Cbz cysteine methyl ester (**5**) as the thiol component. Pleasingly, the *E*-isomer of β -thioenamide **6** was favored by using excess **5** and longer reaction times, while **Z-6** was the major product with 1 equiv of **5** and shorter reaction times (Table 2). In an effort to conserve the thiol, we found that 2 equiv of **5** was sufficient to promote *Z*-to-*E* isomerization. The relatively low ratio in favor of **Z-7** (1:2.9 *E*/*Z*) under kinetic conditions was surprising. Either the difference in the relative rates of formation of **Z-7** and **E-7** is slight or the rate of isomerization of **Z-7** is rapid enough to compete with radical addition of **5** to **2**.

In summary, we have discovered two complementary protocols for the stereoselective radical addition of thiols to terminal ynamides. Under kinetically controlled conditions, the *cis*- β -thioenamides are obtained in good dr ($\geq 2.9:1$, typically $>5:1$). In contrast, thermodynamically controlled conditions allow equilibration to the more stable *trans* adducts ($>8:1$ dr). The major isomers can be isolated in pure

Table 2. Addition of Cys-Derived Thiol to Ynamides **1** and **2**

equiv of 5	equiv of AIBN	time	product	% yield ^a (<i>E</i> / <i>Z</i>) ^b
2	2	3 h	6	68 (8.5:1)
1	0.5	10 min	6	67 (1:6.1)
2	1	2.5 h	7	71 (10:1)
1	0.5	10 min	7	60 (1:2.9)

^a Isolated yield of the major isomer. ^b Determined via ^1H NMR of the crude reaction mixture.

form via SiO_2 chromatography, and the yields are good (ca. 60–80% in most cases). By enabling the selective production of either alkene isomer via selection of the appropriate conditions, this reaction provides an advantage over previously developed methods that afford *trans*- β -thioenamides predominantly.^{10,11} Thiyl radical additions to amino-acid-derived ynamides would provide access to complex peptide natural products such as thioviridamide (Figure 1). Studies directed toward this aim are currently in progress and will be the subject of future reports.

Acknowledgment. We thank the National Institutes of Health (GM70483) and Brigham Young University (Cancer Research Center Fellowship to J.K., CHIRP award to S.L.C.) for support.

Supporting Information Available: Experimental procedures and spectral data for all new compounds. This material is available free of charge via the Internet at <http://pubs.acs.org>.

OL1008679