



A Journal of the Gesellschaft Deutscher Chemiker

Angewandte Chemie

GDCh

International Edition

www.angewandte.org

Accepted Article

Title: Solid-Phase Conversion of Four Stereoisomers into a Single Enantiomer

Authors: Ton Engwerda, Han Mertens, Paul Tinnemans, Hugo Meekes, Floris P. J. T. Rutjes, and Elias Vlieg

This manuscript has been accepted after peer review and appears as an Accepted Article online prior to editing, proofing, and formal publication of the final Version of Record (VoR). This work is currently citable by using the Digital Object Identifier (DOI) given below. The VoR will be published online in Early View as soon as possible and may be different to this Accepted Article as a result of editing. Readers should obtain the VoR from the journal website shown below when it is published to ensure accuracy of information. The authors are responsible for the content of this Accepted Article.

To be cited as: *Angew. Chem. Int. Ed.* 10.1002/anie.201808913
Angew. Chem. 10.1002/ange.201808913

Link to VoR: <http://dx.doi.org/10.1002/anie.201808913>
<http://dx.doi.org/10.1002/ange.201808913>

COMMUNICATION

Solid-Phase Conversion of Four Stereoisomers into a Single Enantiomer

Anthוניus H. J. Engwerda,^[a] Johannes C. J. Mertens,^[a] Paul Tinnemans,^[a] Hugo Meekes,^[a] Floris P. J. T. Rutjes,^{*,[a]} and Elias Vlieg^{*,[a]}

Abstract: Viedma ripening is an emerging method for the solid phase deracemization of mixtures of enantiomers. Up to now, the scope of the method has remained limited to molecules with a single stereocenter. We show here that the method can be extended to obtain a single enantiomer from a mixture of stereoisomers with two different stereocenters. In addition, we show that using tailor-made chiral additives, the conversion time can be reduced by a factor of 100.

Among the 45 drugs that in 2015 were approved by the FDA (Food and Drug Administration), thirteen were achiral, three contained a single stereocenter, sixteen were small molecules containing multiple stereocenters, while thirteen were large biomolecules.^[1] Due to the different bioactivity of the enantiomers, all of them (with the exception of the achiral drugs) are marketed as a single enantiomer. This clearly shows that obtaining molecules in enantiomerically pure form is of vital importance to human healthcare.^[2] When synthesis yields a combination of enantiomers, diastereomeric salt formation is a frequently used method to separate the desired enantiomer from its unwanted mirror image isomer.^[3] This implies, however, that half of the product is discarded. Alternatively, deracemization methods can be used in which also the unwanted enantiomer is converted into the desired product. One such deracemization method is Viedma ripening.^[4] This process involves the solid phase deracemization of a vigorously ground suspension of crystals, enabled by simultaneous solution phase racemization.^[5] A key requirement for the process is that both enantiomers crystallize in separate crystals, i.e. as a racemic conglomerate. Over the past few years, various types of molecules have been deracemized using this approach.^[6]

Up to now, only molecules with a single stereocenter have been deracemized using Viedma ripening. However, as mentioned, the majority of drug molecules are enantiopure and contain multiple stereocenters. Conversion of such compounds into a single enantiomer using such grinding experiments is obviously more challenging. This is due to the process involving 2^n chiral compounds (with n the number of stereocenters), instead of only two. Of these 2^n compounds, one set of enantiomers will be the

thermodynamically most favorable one, whereas the other diastereomers will have a higher energy (or higher solubility). Sakamoto et al. used this difference in stability for a related experiment.^[7] They studied a system with two stereocenters, of which one was enantiopure and could not epimerize, while the second one could epimerize in solution, resulting in a solid phase that contained only a single diastereomer. Other crystallization methods that lead to the formation of a single enantiomer exist as well.^[8] In the case of Viedma ripening, it is important that the thermodynamically more stable set of enantiomers crystallizes as a racemic conglomerate (Figure 1).

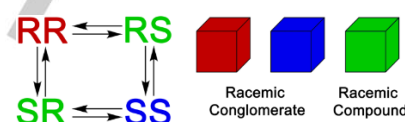


Figure 1. In order to successfully convert a compound with two stereocenters into a single stereoisomer using grinding experiments, epimerization of both stereocenters, as well as crystallization of the most stable pair of enantiomers as a racemic conglomerate is required.

The crystallization behavior of the less stable diastereomers is expected to be less important, since these compounds will eventually be eliminated from the solid phase. More challenging is the interconversion (racemization) of the two enantiomers, since this requires epimerization of all chiral centers. This can be achieved if the centers epimerize in a (near) identical way, or if the conditions for the different epimerization pathways are compatible. As a first step towards multiple stereocenters, we herewith show a successful demonstration on two molecules with two different stereocenters to which these conditions apply. From a total of four diastereomers a single one was obtained using grinding experiments. To the best of our knowledge, this is the first example of conversion of a stereoisomeric mixture of a compound with multiple stereocenters into only one enantiomer using such grinding experiments. So far, experiments by Hachiya et al. approximate this goal most closely, but using total spontaneous resolution instead.^[9] They succeeded in partially converting molecules having two identical stereocenters (meaning their system consisted of only three stereoisomers (one pair of enantiomers (1) and the corresponding achiral *meso*-compound) instead of four stereoisomers (two pairs of enantiomers), Figure 2).

Compounds 2 and 3 are examples of molecules with two different stereocenters, thus exhibiting four distinguishable stereoisomers. They belong to the class of succinimides, some of which exhibit anticonvulsant properties. They are structurally closely related to phenisuximide (imide 4), a drug used to treat epilepsy.^[10] Related methylated succinimides are known for their antifungal activity, of which the enantiopure (*R,R*)-configured succinimides are the

[a] A.H.J. Engwerda, J.C.J. Mertens, Dr. P. Tinnemans, Dr. H. Meekes, Prof. F.P.J.T. Rutjes, Prof. E. Vlieg
Institute for Molecules and Materials
Radboud University
Heyendaalseweg 135, 6525 AJ Nijmegen (The Netherlands)
E-mail: E.Vlieg@science.ru.nl; floris.rutjes@ru.nl

Supporting information for this article is given via a link at the end of the document.

COMMUNICATION

most effective ones.^[11] Obtaining such succinimides in enantiopure form is therefore highly relevant.

In case of compounds **2** and **3**, the *trans*-diastereomers (*3R,4R* and *3S,4S*) crystallize as a racemic conglomerate. For compound **2**, the *cis*-isomers (*3R,4S* and *3S,4R*) form a rare example of a solid solution.^[12] It is envisioned that the *trans*-diastereomers are more stable, since this configuration is less sterically hindered. NMR experiments confirmed this hypothesis.

Epimerization of both stereocenters can be achieved by adding DBU (1,8-diazabicyclo-[5.4.0]undec-7-ene) as a base. When exposing a solution of compound **2** to epimerization conditions, only 2% was present as the *cis*-isomer at room temperature as observed in the ¹H NMR spectrum. This corresponds to the conglomerate *trans*-form being more stable by 2.5 kcal/mol (in solution), making this system potentially suitable for Viedma ripening (Figure 3).

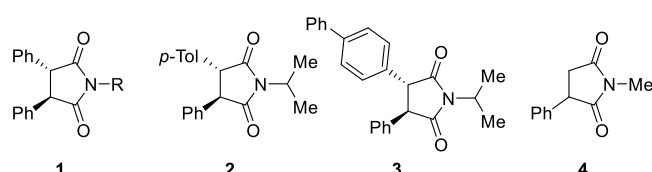


Figure 2: Deracemization of compounds of type **1** was previously studied by Hachiya et al.^[12] This study investigates the conversion of compounds **2** and **3** into a single enantiomer, of which both are structurally closely related to the anticonvulsant drug phensuximide (**4**).

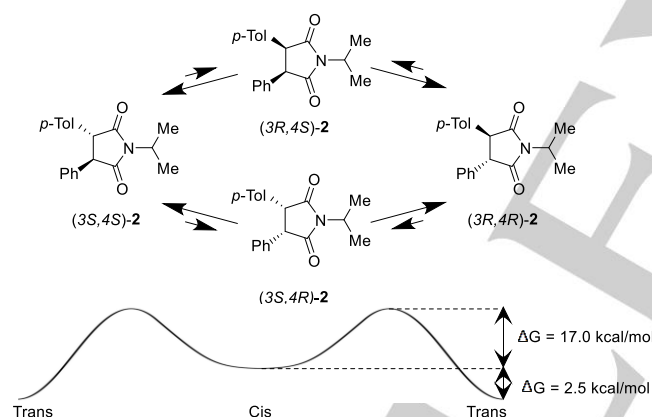


Figure 3: Epimerization and racemization of compound **2** takes place via reversible deprotonation of the stereocenters using DBU as a catalyst. In this case, the two epimerization rates are nearly identical. The indicated Gibbs free energies were determined using temperature-dependent selective exchange spectroscopy.

Since the synthesis of compound **2** solely yielded the *cis*-diastereomer (through hydrogenation of the corresponding maleimide derivative), this isomer was used as the starting point for the grinding experiments. Upon addition of the racemization catalyst (DBU), the dissolved *cis*-diastereomers were epimerized into the *trans*-form. Further dissolution and subsequent epimerization of *cis*-**2** resulted in supersaturation and consequent crystallization of *trans*-**2**. This process happened relatively fast in a time span of several minutes (Figure 4).

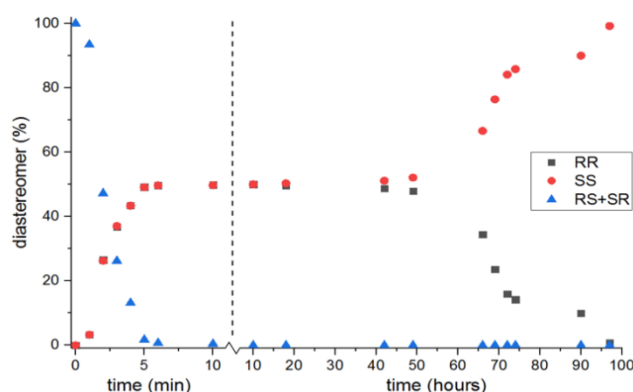


Figure 4: Example of a grinding experiment on a suspension of compound **2** starting from the *cis*-diastereomers (quantities given are those of the solid state). During the first 10 minutes of the experiment, racemization was deliberately slowed down (by adding only a small fraction of the final amount of DBU) to show the conversion of the *cis*- into the *trans*-diastereomers (notice the two different time scales on the x-axis). Note: the outcome of these experiments is stochastic, meaning that by repeating the experiment, both enantiomers are equally likely to be obtained.

Using temperature-dependent selective exchange spectroscopy measurements, it was found that the transition state barrier of the conversion of *cis* to *trans* was only $\Delta G = 17.0$ kcal/mol. This results in a half-life of approximately one second (using the Eyring equation). The limiting factor in this process is thus the dissolution, rather than the epimerization of the *cis*-compound. Next, the Viedma ripening conditions resulted in deracemization of the crystals to provide only one of the two *trans*-enantiomers. Racemization of one *trans*- into the enantiomeric *trans*-isomer happens at one center at a time, via sequential epimerization of both chiral centers. The *cis*-isomer is thus an intermediate in the racemization pathway (Figure 3). The racemization barrier of this process was calculated to be 19.5 kcal/mol (see ESI). The deracemization process took several days, showing the exponential behavior typical for Viedma ripening. The long deracemization time is largely caused by the long “dead time” before symmetry breaking occurs. Deracemization proceeds stochastically, meaning that both enantiomers are obtained as the crystalline product in different experiments. In similar grinding experiments, the production of a single enantiomer could also be achieved for a mixture of diastereoisomers of imide **3** (see Figure S3 in the ESI).

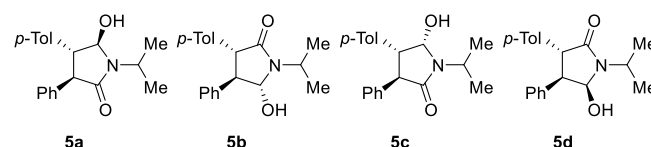


Figure 5: Additives for directing the outcome of the Viedma ripening experiments on compound **2**. In all cases, all four (in this case (*R,R*)-based) additives were used together.

Since it is synthetically more useful to be able to direct the outcome of a Viedma ripening experiment towards the desired enantiomer, we explored the possibility of using chiral additives, a strategy that was previously successfully applied to achieve this goal (alternatively, a small amount of enantiopure product might be added to achieve this same goal).^[13] A suitable chiral additive

COMMUNICATION

with high affinity for only one of the two crystal forms may act as a selective growth-inhibitor.^[14] In practice, molecules that closely resemble one of the two enantiomers are selected for this purpose. Importantly, the chiral additive should not alter its stereochemical configuration during the experiment.

In this study, a combination of four enantiopure chiral additives was synthesized,^[15] all of which closely resemble the same enantiomer of compound **2** (Figure 5). All additives contain three chiral centers, of which one (carrying the hydroxyl group) cannot epimerize under the influence of DBU. The locked chirality of this stereocenter also ensures the desired chirality of the other two centers (since epimerization of these centers would result in sterically disfavored *cis*-orientations, see ESI). Using these tailor-made additives, the outcome of the grinding experiments always proceeded in the desired direction. The combination of the four additives based on (*R,R*)-**2** always resulted in (*S,S*)-**2** as the product, while (*S,S*)-based additives resulted in (*R,R*)-**2**. This phenomenon of opposing chirality has been extensively studied and is known as the Lahav rule of reversal.^[13b, 16] Since a combination of four additives was used in all experiments,^[17] we could not determine which of the four was most effective. The deracemization curve shows a linear behavior, typical for the use of chiral additives.^[18] Not only could the desired enantiomer be obtained using this approach, the time required for deracemization was also significantly decreased (Figure 6). When starting from the racemic *trans*-diastereomers, the deracemization time was reduced from 70 to 2.5 hours. When starting from *cis*-**2**, the conversion time was even decreased to less than one hour, in other words a reduction of almost a factor 100 was achieved.

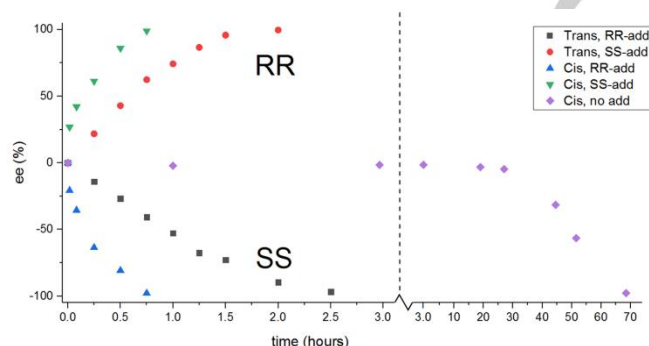


Figure 6: Curves showing the conversion of compound **2** into a single enantiomer, using 5 mol% of the chiral additives **5a-d** (ee stands for enantiomeric excess; +100% ee implies only *RR* while -100% ee means only *SS*). Experiments were either started from the racemic *trans*-(*R,R/S,S*) or *cis*-(*R,S/S,R*) diastereomers. Within a minute after adding the racemization catalyst, all experiments contained only the *trans*-diastereomer. When additives were used, **5a-d** were always used as a combination. Please note the two different time scales on the x-axis.

This increased conversion speed is induced in the initial phase of the process. Fast epimerization of the *cis*-diastereomer results in a supersaturated solution of the *trans*-enantiomers. Since the rate of *cis*- to *trans*-epimerization is higher than that of racemization, this results in crystallization of both *trans*-enantiomers in the absence of an additive. In the presence of the additive, however, crystallization of the enantiomer similar to the additive is hampered, resulting in preferential crystallization of the other

enantiomer.^[19] This results in a solid phase that already has a high starting ee (around 25% after adding the racemization catalyst) when the Viedma ripening commences. The time required to obtain a single enantiomer is therefore even shorter than already achieved for the use of an additive only (starting from *trans*-**2**).

In conclusion, we have shown that the formation of one single out of four stereoisomers using isomerization and subsequent Viedma ripening is possible. The requirements are similar to those for compounds with only a single stereocenter, but can in practice be difficult. The desired pair of enantiomers should be the thermodynamically most stable pair and should also crystallize as a racemic conglomerate. However, when the most stable pair of enantiomers crystallizes as a racemic compound, derivatization^[20] or salt formation^[21] can additionally be used to convert it into a conglomerate. Racemization can be more challenging, since epimerization of all chiral centers should proceed under the same conditions. These principles do not only hold for a molecule with two, but also for more stereocenters. As long as these requirements are met, Viedma ripening may be used for the deracemization of any compound with multiple stereocenters.

Acknowledgements

Dr. Paul White is acknowledged for assistance with temperature-dependent NMR experiments, dr. Dennis Löwik for help with CD measurements and dr. Wester de Poel for taking some samples of the grinding experiments.

Keywords: Chirality • Deracemization • Diastereomers • Viedma Ripening • Racemization

- [1] FDA's Center for Drug Evaluation and Research's (CDER's) fifth annual Novel Drugs Summary, **2015**.
- [2] P. Mansfield, D. Henry, A. Tonkin, *Clin. Pharmacokinet.* **2004**, *43*, 287-290.
- [3] (a) E. L. Eliel, S. H. Wilen, *Stereochemistry of Organic Compounds*, Wiley, **1994**; (b) H. Lorenz, A. Seidel-Morgenstern, *Angew. Chem. Int. Ed.* **2014**, *53*, 1218-1250.
- [4] C. Viedma, *Phys. Rev. Lett.* **2005**, *94*, 4.
- [5] L. C. Sogutoglu, R. R. E. Steendam, H. Meekes, E. Vlieg, F. P. J. T. Rutjes, *Chem. Soc. Rev.* **2015**, *44*, 6723-6732.
- [6] (a) W. L. Noorduin, T. Izumi, A. Millemaggi, M. Leeman, H. Meekes, W. J. P. Van Enkevort, R. M. Kellogg, B. Kaptein, E. Vlieg, D. G. Blackmond, *J. Am. Chem. Soc.* **2008**, *130*, 1158-1159; (b) C. Viedma, J. E. Ortiz, T. de Torres, T. Izumi, D. G. Blackmond, *J. Am. Chem. Soc.* **2008**, *130*, 15274-15275; (c) B. Kaptein, W. L. Noorduin, H. Meekes, W. J. P. van Enkevort, R. M. Kellogg, E. Vlieg, *Angew. Chem. Int. Ed.* **2008**, *47*, 7226-7229; (d) P. M. Bjoremark, J. Jonsson, M. H. Hakansson, *Chem. Eur. J.* **2015**, *21*, 10630-10633; (e) S. B. Tsogoeva, S. Wei, M. Freund, M. Mauksch, *Angew. Chem. Int. Ed.* **2009**, *48*, 590-594.
- [7] M. Sakamoto, A. Unosawa, S. Kobaru, Y. Hasegawa, T. Mino, Y. Kasashima, T. Fujita, *Chem. Commun.* **2007**, 1632-1634.
- [8] K. M. J. Brands, A. J. Davies, *Chem. Rev.* **2006**, *106*, 2711-2733.
- [9] S. Hachiya, Y. Kasashima, F. Yagishita, T. Mino, H. Masu, M. Sakamoto, *Chem. Commun.* **2013**, *49*, 4776-4778.
- [10] G. Chen, J. K. Weston, A. C. Bratton, *Epilepsia* **1963**, *4*, 66-76.
- [11] M. Sortino, A. Postigo, S. Zacchino, *Molecules* **2013**, *18*, 5669-5683.
- [12] J. Jacques, A. Collet, S. H. Wilen, *Enantiomers, Racemates, and Resolutions*, Krieger, **1994**.
- [13] (a) R. R. E. Steendam, B. Harmsen, H. Meekes, W. J. P. van Enkevort, B. Kaptein, R. M. Kellogg, J. Raap, F. P. J. T. Rutjes, E. Vlieg, *Cryst. Growth. Des.* **2013**, *13*, 4776-4780; (b) W. L. Noorduin, P. van der Asdonk, H. Meekes, W. J. P. van Enkevort,

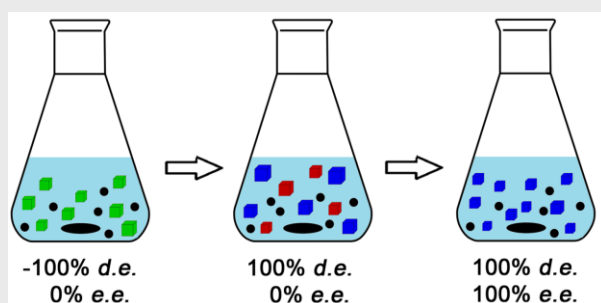
COMMUNICATION

- B. Kaptein, M. Leeman, R. M. Kellogg, E. Vlieg, *Angew. Chem. Int. Ed.* **2009**, *48*, 3278-3280.
- [14] T. P. T. Nguyen, P. S. M. Cheung, L. Werber, J. Gagnon, R. Sivakumar, C. Lennox, A. Sossin, Y. Mastai, L. A. Cuccia, *Chem. Commun.* **2016**, *52*, 12626-12629.
- [15] (a) J. Wijnberg, H. E. Schoemaker, W. N. Speckamp, *Tetrahedron* **1978**, *34*, 179-187; (b) M. Iggländ, R. Müller, M. Mazzotti, *Cryst. Growth Des.* **2014**, *14*, 2488-2493.
- [16] (a) L. Addadi, Z. Berkovitchyellin, N. Domb, E. Gati, M. Lahav, L. Leiserowitz, *Nature* **1982**, *296*, 21-26; (b) L. Addadi, J. Vanmil, M. Lahav, *J. Am. Chem. Soc.* **1981**, *103*, 1249-1251; (c) L. Addadi, S. Weinstein, E. Gati, I. Weissbuch, M. Lahav, *J. Am. Chem. Soc.* **1982**, *104*, 4610-4617.
- [17] (a) T. Vries, H. Wynberg, E. van Echten, J. Koek, W. ten Hoeve, R. M. Kellogg, Q. B. Broxterman, A. Minnaard, B. Kaptein, S. van der Sluis, L. Hulshof, J. Kooistra, *Angew. Chem. Int. Ed.* **1998**, *37*, 2349-2354; (b) J. W. Nieuwenhuijzen, R. F. P. Grimbergen, C. Koopman, R. M. Kellogg, T. R. Vries, K. Pouwer, E. van Echten, B. Kaptein, L. A. Hulshof, Q. B. Broxterman, *Angew. Chem. Int. Ed.* **2002**, *41*, 4281-4286.
- [18] R. R. E. Steendam, J. Dickhout, W. J. P. van Enckevort, H. Meekes, J. Raap, F. P. J. T. Rutjes, E. Vlieg, *Cryst. Growth. Des.* **2015**, *15*, 1975-1982.
- [19] (a) D. K. Kondepudi, J. Laudadio, K. Asakura, *J. Am. Chem. Soc.* **1999**, *121*, 1448-1451; (b) G. Levilain, C. Rougeot, F. Guillen, J. C. Plaquevent, G. Coquerel, *Tetrahedron: Asymmetry* **2009**, *20*, 2769-2771.
- [20] A. H. J. Engwerda, N. Koning, P. Tinnemans, H. Meekes, F. M. Bickelhaupt, F. P. J. T. Rutjes, E. Vlieg, *Cryst. Growth. Des.* **2017**, *17*, 4454-4457.
- [21] L. Spix, A. Alfring, H. Meekes, W. J. P. van Enckevort, E. Vlieg, *Cryst. Growth Des.* **2014**, *14*, 1744-1748.

COMMUNICATION

Entry for the Table of Contents

COMMUNICATION



From four to one: By grinding a suspension of crystals, combined with epimerization in solution, four stereoisomers resulting from two different stereocenters could be converted into a single enantiomer.

A. J. H. Engwerda, J.C.J. Mertens, P.
Tinnemans, H. Meekes, F. P. J. T.
Rutjes, * E. Vlieg*

Page No. – Page No.